

**(I)(a) STATEMENT SHOWING SHAREHOLDING PATTERN**

NAME OF THE COMPANY : TORRENT CABLES LIMITED

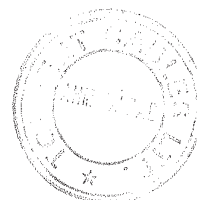
SCRIPT CODE : 523856

NAME OF THE SCRIP : TORRCABS

CLASS OF SECURITY : EQUITY SHARE

QUARTER ENDED : 30TH JUNE, 2014


| Partly paid-up shares  | No. of partly paid-up shares  | As a % of total No. of partly paid-up shares              | As a % of total No. of shares of the Company   |
|--|-------------------------------|---|--|
| Held by promoter/promoters group   | N.A.                          | N.A.  | N.A.   |
| Held by public   | N.A.                          | N.A.  | N.A.   |
| <b>Total</b>   |                               |   |  |
| Outstanding convertible securities   | No. of outstanding securities | As a % of total No. of outstanding convertible securities | As a % of total No. of shares of the Company, assuming full conversion of convertible securities |
| Held by promoter/promoters group   | N.A.                          | N.A.  | N.A.   |
| Held by public   | N.A.                          | N.A.  | N.A.   |
| <b>Total</b>   |                               |   |  |
| Warrants   | No. of warrants               | As a % of total No. of warrants                           | As a % of total No. of shares of the Company, assuming full conversion of warrants               |
| Held by promoter/promoters group   | N.A.                          | N.A.  | N.A.   |
| Held by public   | N.A.                          | N.A.  | N.A.   |
| <b>Total</b>   |                               |   |  |
| <b>Total paid up capital of the Company, assuming full conversion of warrants and convertible securities</b> | <b>N.A.</b>                   | <b>N.A.</b>   | <b>N.A.</b>  |



GAYE

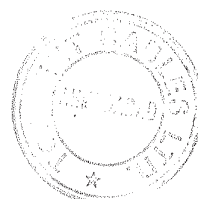
**TORRENT CABLES LTD. - SCRIPT CODE : 523856**  
**SHAREHOLDING PATTERN AS ON 30TH JUNE, 2014**

| Category Code<br>(I) | Category of Shareholder<br>(II)                                | Number of Share holders<br>(III) | Total No. of Shares<br>(IV) | Number of Shares held in demate-rialised form<br>(V) | Total shareholding as a percentage of total number of shares |                              | Shares pledged or otherwise encumbered |  |
|----------------------|--|----------------------------------|-----------------------------|--|--|------------------------------|--|--|
|                      |  |                                  |                             |  | As a (%) of (A+B)<br>(VI)                                    | As a (%) of (A+B+C)<br>(VII) | No. of Shares<br>(VIII)                | As a Percentage<br>(IX) =<br>(VIII)/IV*100 |
| <b>(A)</b>           | <b>Shareholding of Promoter and Promoter Group<sup>2</sup></b> |                                  |                             |  |  |                              |  |  |
| (1)                  | Indian   |                                  |                             |  |  |                              |  |  |
| (a)                  | Individuals/ Hindu Undivided Family                            |                                  |                             |  |  |                              |  |  |
| (b)                  | Central Government/ State Government (s)                       |                                  |                             |  |  |                              |  |  |
| ©                    | Bodies Corporate   | 1                                | 5245606                     | 5245606  | 61.007   | 61.007                       | N.A                                    | N.A  |
| (d)                  | Financial Institutions/ Banks                                  |                                  |                             |  |  |                              |  |  |
| (e)                  | Any Other (Specify)  |                                  |                             |  |  |                              |  |  |
|                      | <b>Sub-Total (A)(1)</b>  | <b>1</b>                         | <b>5245606</b>              | <b>5245606</b>                                       | <b>61.007</b>  | <b>61.007</b>                | <b>N.A</b>                             | <b>N.A</b>                                 |
| (2)                  | Foreign  |                                  |                             |  |  |                              |  |  |
| (a)                  | Individuals (Non-Resident Individuals/Foreign Individuals      |                                  |                             |  |  |                              |  |  |
| (b)                  | Corporate Bodies   |                                  |                             |  |  |                              |  |  |
| ©                    | Institutions   |                                  |                             |  |  |                              |  |  |
| (d)                  | Any Other (Specify)  |                                  |                             |  |  |                              |  |  |
|                      | <b>Sub-Total (A)(2)</b>  |                                  |                             |  |  |                              |  |  |
|                      | Total Shareholding of Promoter                                 |                                  |                             |  |  |                              |  |  |
|                      | <b>Group (A) = (A)(1)+(A)(2)</b>                               | <b>1</b>                         | <b>5245606</b>              | <b>5245606</b>                                       | <b>61.007</b>  | <b>61.007</b>                | <b>N.A</b>                             | <b>N.A</b>                                 |
| <b>(B)</b>           | <b>Public Shareholding<sup>3</sup></b>                         |                                  |                             |  |  |                              |  |  |
| 1)                   | Institutions   |                                  |                             |  |  |                              |  |  |
| a)                   | Mutual Funds/ UTI  | 2                                | 202                         | 202  | 0.002  | 0.002                        | N.A                                    | N.A  |
| b)                   | Financial Institutions/ Banks                                  | 10                               | 694                         | 130  | 0.008  | 0.008                        | N.A                                    | N.A  |
| ©                    | Central Government/ State Government(s)                        |                                  |                             |  |  |                              |  |  |
| l                    | Venture Capital Funds  |                                  |                             |  |  |                              |  |  |
| e)                   | Insurance Companies  |                                  |                             |  |  |                              |  |  |
| f)                   | Foreign Institutional Investors                                |                                  |                             |  |  |                              |  |  |
| g)                   | Foreign Venture Capital Investors                              |                                  |                             |  |  |                              |  |  |
| h)                   | Any Other:   |                                  |                             |  |  |                              |  |  |
|                      | <b>Sub-Total (B)(1)</b>  | <b>12</b>                        | <b>896</b>                  | <b>332</b>   | <b>0.010</b>   | <b>0.010</b>                 | <b>N.A</b>                             | <b>N.A</b>                                 |



*CSL*

| Category Code | Category of Shareholder  | Number of Share holders | Total No. of Shares | Number of Shares held in dematerialised form | Total shareholding as a percentage of total number of shares |                           | Shares pledged or otherwise encumbered |                                      |
|---------------|--|-------------------------|---------------------|--|--|---------------------------|--|--------------------------------------|
|               |  |                         |                     |  | As a (%) of (A+B) (VI)                                       | As a (%) of (A+B+C) (VII) | No. of Shares (VIII)                   | As a Percentage (IX) = (VIII/IV)*100 |
| (I)           | (II)   | (III)                   | (IV)                | (V)  | (VI)   | (VII)                     | (VIII)                                 | (IX)                                 |
| (2)           | Non-Institutions   |                         |                     |  |  |                           |  |                                      |
| (a)           | Bodies Corporate   | 401                     | 432354              | 429473                                       | 5.028  | 5.028                     | N.A                                    | N.A                                  |
| (b)           | Individuals :-   |                         |                     |  |  |                           |  |                                      |
|               | i. Individual shareholders holding nominal share capital upto Rs. 1 lac.         | 59124                   | 1993867             | 1538715                                      | 23.189   | 23.189                    | N.A                                    | N.A                                  |
|               | ii. Individual shareholders holding nominal share capital in excess of Rs. 1 lac | 28                      | 895863              | 895863                                       | 10.419   | 10.419                    | N.A                                    | N.A                                  |
| ©             | Any Other :  |                         |                     |  |  |                           |  |                                      |
|               | 1. NRIs  | 3866                    | 29809               | 16189  | 0.347  | 0.347                     | N.A                                    | N.A                                  |
|               | <b>Sub-Total (B)(2)</b>  | <b>63419</b>            | <b>3351893</b>      | <b>2880240</b>                               | <b>38.983</b>  | <b>38.983</b>             | <b>N.A</b>                             | <b>N.A</b>                           |
|               | Total Public shareholding  |                         |                     |  |  |                           |  |                                      |
|               | <b>(B) = (B)(1) +(B)(2)</b>  | <b>63431</b>            | <b>3352789</b>      | <b>2880572</b>                               | <b>38.993</b>  | <b>38.993</b>             | <b>N.A</b>                             | <b>N.A</b>                           |
|               | <b>TOTAL (A) + (B)</b>   | <b>63432</b>            | <b>8598395</b>      | <b>8126178</b>                               | <b>100.000</b>   | <b>100.000</b>            | <b>N.A</b>                             | <b>N.A</b>                           |
| (C)           | Shares held by Custodians and against which Depository Receipt have been issued  | 0                       | 0                   | 0  | 0.000  | 0.000                     | N.A                                    | N.A                                  |
| 1             | Promoter and Promoter Group  | 0                       | 0                   | 0  | 0.000  | 0.000                     | N.A                                    | N.A                                  |
| 2             | Public   | 0                       | 0                   | 0  | 0.000  | 0.000                     | N.A                                    | N.A                                  |
|               | <b>GRAND TOTAL (A) + (B) + (C)</b>   | <b>63432</b>            | <b>8598395</b>      | <b>8126178</b>                               | <b>100.000</b>   | <b>100.000</b>            | <b>N.A</b>                             | <b>N.A</b>                           |



6/2/20

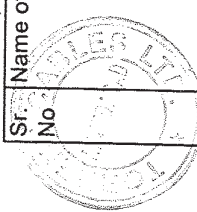
AS ON 30TH JUNE, 2014

(l)(b) : Statement showing holding of securities (including shares, warrants, convertible securities) of persons belonging to the category "Promoter and Promoter Group"

| Sr. No. | Name of the Shareholder | Details of shares held |                                   | Encumbered Shares |                    |  | Details of warrants     |  | Details of convertible securities     |  | Total shares including underlying shares assuming full conversion of warrants and convertible securities ) as a % of diluted share capital |
|---------|-------------------------|------------------------|-----------------------------------|-------------------|--------------------|--|-------------------------|--|---------------------------------------|--|--|
|         |                         | Number of shares held  | As a % of grand total (A)+(B)+(C) | Number            | As a percentage    | As a % of grand total (A)+(B)+(C) of sub-clause (l)(a) | Number of warrants held | As a % of total number of warrants of the same class | Number of convertible securities held | As a % of total number of convertible securities of the same class |  |
| (i)     | (ii)                    | (iii)                  | (iv)                              | (v)               | (vi)=(v)/(iii)*100 | (vii)  | (viii)                  | (ix)   | (x)                                   | (xi)   | (xii)  |
| 1       | Torrent Private Limited | 5245606                | 61.007                            | N.A.              | N.A.               | N.A.   | N.A.                    | N.A.   | N.A.                                  | N.A.   | N.A.   |
|         | <b>TOTAL</b>            | <b>5245606</b>         | <b>61.007</b>                     | <b>N.A.</b>       | <b>N.A.</b>        | <b>N.A.</b>  | <b>N.A.</b>             | <b>N.A.</b>  | <b>N.A.</b>                           | <b>N.A.</b>  | <b>N.A.</b>  |

(l)(c) (i) : Statement showing holding of securities (including shares, warrants, convertible securities) of persons belonging to the category "Public" and holding more than 1% of the total number of shares

| Sr. No. | Name of the shareholder | Number of shares held | Shares as a percentage of total number of shares { i.e. Grand Total (A)+(B)+(C) indicated in Statement at para (l)(a) above } | Details of warrants     |  | Details of convertible securities     |  | Total shares including underlying shares assuming full conversion of warrants and convertible securities ) as a % of diluted share capital |
|---------|-------------------------|-----------------------|---|-------------------------|--|---------------------------------------|--|--|
|         |                         |                       |   | Number of warrants held | As a % of total number of warrants of the same class | Number of convertible securities held | As a % of total number of convertible securities of the same class |  |
| 1       | Deepak Kanayalal Shah   | 96000                 | 1.116   | N.A.                    | N.A.   | N.A.                                  | N.A.   | N.A.   |



Handwritten signature or initials.

(I)(c) (ii) : Statement showing holding of securities (including shares, warrants, convertible securities) of persons (together with PAC) belonging to the category "Public" and holding more than 5% of the total number of shares

| Sr. No | Name(s) of the shareholder(s) and the Persons Acting in Concert(PAC) with them | Number of shares | Shares as a percentage of total number of shares { i.e. Grand Total (A)+(B)+( C) | Details of warrants     |  | Details of convertible securities     |  | Total shares including underlying shares assuming full |
|--------|--|------------------|--|-------------------------|--|---------------------------------------|--|--|
|        |  |                  |  | Number of warrants held | As a % of total number of warrants of the same class | Number of convertible securities held | % w.r.t total number of convertible securities of the same class |  |
|        |  |                  | NIL  |                         |  |                                       |  |  |

(I)(d) : Statement showing details of locked-in shares

| Sr. No. | Name of the Shareholder | No. of locked in Shares | Locked in shares as a (%) percentage of total number of shares (i.e. Grand Total (A)+(B)+( C) indicated in Statement at para(I)(a) above) | Promoter/ Promoter Group / Public |
|---------|-------------------------|-------------------------|---|-----------------------------------|
| 1       |                         | NIL                     |   | Promoter/ Promoter Group          |
| 2       |                         | NIL                     |   | Public                            |

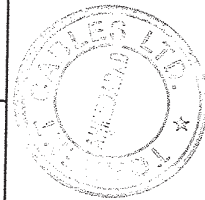
(II)(a) : Statement showing details of Depository Receipts (DRs)

| Sr No. | Type of Outstanding DR (ADRs, GDRs, SDRs,etc.) | No. of Outstanding DRs | No. of shares underlying O/s DRs | Shares underlying outstanding DRs as a percentage of total number of Shares (i.e., Grand Total (A) + (B) + ( C) indicated in statement at para (I)(a) above) |
|--------|--|------------------------|----------------------------------|--|
|        |  |                        |                                  |  |

(II)(b) Statement showing holding of Depository Receipts (DRs), where underlying shares held by 'promoter/promoter group' are in excess of 1% of the total number of shares

| Sr. No. | Name of the DR holder | Type of outstanding DR (ADRs, GDRs, SDRs,etc.) | No. of shares underlying outstanding DRs | Shares underlying outstanding DRs as a percentage of total number of Shares (i.e., Grand Total (A) + (B) + ( C) indicated in statement at para (I)(a) above) |
|---------|-----------------------|--|--|--|
|         |                       |  | NIL                                      |  |

for TORRENT CABLES LTD.



ASHISH KARANJI  
COMPANY SECRETARY