


(I) (a) Statement showing Shareholding Pattern

Name of the Company: TIPS INDUSTRIES LIMITED			
Scrip Code, Name of the scrip, class of security:		BSE- 532375; NSE- TIPSINDLTD ; Equity	
Quarter ended: 30.09.2014			
Partly paid-up shares:-	No. of partly paid-up shares	As a % of total no. of partly paid-up shares	As a % of total no. of shares of the company
Held by Promoter / Promoter Group	0	0.00	0.00
Held by public	0	0.00	0.00
<b>Total</b>	<b>0</b>	<b>0.00</b>	<b>0.00</b>
Outstanding convertible securities:-	No. of outstanding securities	As a % of total No. of outstanding convertible securities	As a % of total no. of shares of the company, assuming full conversion of the convertible securities
Held by Promoter / Promoter Group	0	0.00	0.00
Held by public	0	0.00	0.00
<b>Total</b>	<b>0</b>	<b>0.00</b>	<b>0.00</b>
Warrants:-	No. of warrants	As a % of total no. of warrants	As a % of total no. of shares of the company, assuming full conversion of warrants
Held by Promoter / Promoter Group	0	0.00	0.00
Held by public	0	0.00	0.00
<b>Total</b>	<b>0</b>	<b>0.00</b>	<b>0.00</b>
<b>Total paid-up capital of the company assuming full conversion of warrants and convertible securities</b>			<b>15358640</b>




**TIPS INDUSTRIES LIMITED**


CATEGORY CODE	CATEGORY OF SHAREHOLDER	NUMBER OF SHAREHOLDERS	TOTAL NUMBER OF SHARES	NUMBER OF SHARES HELD IN DEMATERIALIZED FORM	TOTAL SHAREHOLDING AS A PERCENTAGE OF TOTAL NUMBER OF		SHARES PLEDGED (OR OTHERWISE ENCUMBERED)	
					AS A PERCENTAGE OF (A+B)	AS A PERCENTAGE OF (A+B+C)	NUMBER OF SHARES	AS A PERCENTAGE
(I)	(II)	(III)	(IV)	(V)	(VI)	(VII)	(VIII)	(IX)
<b>(A)</b>	<b>PROMOTER AND PROMOTER GROUP</b>							
[1]	<b>INDIAN</b>							
	INDIVIDUALS / HINDU UNDIVIDED FAMILY	6	10712762	10712762	69.75	69.75	0	0.00
	CENTRAL GOVERNMENT / STATE GOVERNMENT(S)	0	0	0	0.00	0.00	0	0.00
	BODIES CORPORATE	0	0	0	0.00	0.00	0	0.00
	FINANCIAL INSTITUTIONS / BANKS	0	0	0	0.00	0.00	0	0.00
	ANY OTHER (SPECIFY)	0	0	0	0.00	0.00	0	0.00
	<b>SUB TOTAL</b>	<b>6</b>	<b>10712762</b>	<b>10712762</b>	<b>69.75</b>	<b>69.75</b>	<b>0</b>	<b>0.00</b>
[2]	<b>FOREIGN</b>				0.00	0.00		
	INDIVIDUALS (NON-RESIDENT INDIVIDUALS / FOREIGN INDIVIDUALS)	0	0	0	0.00	0.00	0	0.00
	BODIES CORPORATE	0	0	0	0.00	0.00	0	0.00
	INSTITUTIONS	0	0	0	0.00	0.00	0	0.00
	QUALIFIED FORE. INVESTOR-CORPORATE	0	0	0	0.00	0.00	0	0.00
	QUALIFIED FORE. INVESTOR-IND	0	0	0	0.00	0.00	0	0.00
	ANY OTHER (SPECIFY)	0	0	0	0.00	0.00	0	0.00
	<b>SUB TOTAL</b>	<b>0</b>	<b>0</b>	<b>0</b>	<b>0.00</b>	<b>0.00</b>	<b>0</b>	<b>0.00</b>
	<b>TOTAL (A)</b>	<b>6</b>	<b>10712762</b>	<b>10712762</b>	<b>69.75</b>	<b>69.75</b>	<b>0</b>	<b>0.00</b>
<b>(B)</b>	<b>PUBLIC SHAREHOLDING</b>							
[1]	<b>INSTITUTIONS</b>							
	MUTUAL FUNDS / UTI	0	0	0	0.00	0.00		
	FINANCIAL INSTITUTIONS / BANKS	0	0	0	0.00	0.00		
	CENTRAL GOVERNMENT / STATE GOVERNMENT(S)	0	0	0	0.00	0.00		
	VENTURE CAPITAL FUNDS	0	0	0	0.00	0.00		
	INSURANCE COMPANIES	0	0	0	0.00	0.00		
	FOREIGN INSTITUTIONAL INVESTORS	0	0	0	0.00	0.00		
	FOREIGN VENTURE CAPITAL INVESTORS	0	0	0	0.00	0.00		
	QUALIFIED FORE. INVESTOR-CORPORATE	0	0	0	0.00	0.00		
	QUALIFIED FORE. INVESTOR-IND	0	0	0	0.00	0.00		
	<b>SUB TOTAL</b>	<b>0</b>	<b>0</b>	<b>0</b>	<b>0.00</b>	<b>0.00</b>		
[2]	<b>NON-INSTITUTIONS</b>				0.00	0.00		
	BODIES CORPORATE	195	1899423	1899423	12.37	12.37		



	INDIVIDUAL SHAREHOLDERS HOLDING NOMINAL SHARE CAPITAL UPTO RS. 1 LAKH.	5239	1742242	1719980	11.34	11.34		
	INDIVIDUAL SHAREHOLDERS HOLDING NOMINAL SHARE CAPITAL IN EXCESS OF RS. 1 LAKH	25	937356	937356	6.10	6.10		
	QUALIFIED FORE. INVESTOR-CORPORATE	0	0	0	0.00	0.00		
	QUALIFIED FORE. INVESTOR-IND	0	0	0	0.00	0.00		
	CLEARING MEMBER	49	44688	44688	0.29	0.29		
	MARKET MAKER	0	0	0	0.00	0.00		
	OFFICE BEARERS	0	0	0	0.00	0.00		
	NON RESIDENT INDIANS (REPAT)	34	20352	20302	0.13	0.13		
	NON RESIDENT INDIANS (NON REPAT)	7	1817	1817	0.01	0.01		
	FOREIGN COMPANIES	0	0	0	0.00	0.00		
	OVERSEAS BODIES CORPORATES	0	0	0	0.00	0.00		
	DIRECTORS / RELATIVES	0	0	0	0.00	0.00		
	PERSONS ACTING IN CONCERT	0	0	0	0.00	0.00		
	GROUP COMPANIES	0	0	0	0.00	0.00		
	GOVT. NOMINEES	0	0	0	0.00	0.00		
	NOTIFIED PERSONS	0	0	0	0.00	0.00		
	OTHER SHROFF COMPANIES	0	0	0	0.00	0.00		
	OTHER SHROFF FAMILY	0	0	0	0.00	0.00		
	OTHER SHROFF FAMILY [NRI]	0	0	0	0.00	0.00		
	SUBSIDIARY COMPANIES	0	0	0	0.00	0.00		
	SHROFF PLEDGE	0	0	0	0.00	0.00		
	FOREIGN DIRECTORS	0	0	0	0.00	0.00		
	PARTNERSHIP FIRM	0	0	0	0.00	0.00		
	PROPRIETARY FIRM	0	0	0	0.00	0.00		
	OTHER DIRECTORS	0	0	0	0.00	0.00		
	ESCROW ACCOUNT	0	0	0	0.00	0.00		
	FOREFIETED SHARES	0	0	0	0.00	0.00		
	FREINDS & ASSOCIATES	0	0	0	0.00	0.00		
	HOLDING COMPANY	0	0	0	0.00	0.00		
	TRUSTS	0	0	0	0.00	0.00		
	<b>SUB TOTAL</b>	<b>5549</b>	<b>4645878</b>	<b>4623566</b>	<b>30.25</b>	<b>30.25</b>		
	<b>TOTAL (B)</b>	<b>5549</b>	<b>4645878</b>	<b>4623566</b>	<b>30.25</b>	<b>30.25</b>		
	<b>TOTAL (A)+(B)</b>	<b>5555</b>	<b>15358640</b>	<b>15336328</b>	<b>100.00</b>	<b>100.00</b>		
(C)	SHARES HELD BY CUSTODIANS AND AGAINST WHICH DEPOSITORY RECEIPTS HAVE BEEN ISSUED	0	0	0	0.00	0.00	0	0.00
	<b>SUB TOTAL</b>	<b>0</b>	<b>0</b>	<b>0</b>	<b>0.00</b>	<b>0.00</b>	<b>0</b>	<b>0.00</b>
	<b>TOTAL (C)</b>	<b>0</b>	<b>0</b>	<b>0</b>	<b>0.00</b>	<b>0.00</b>	<b>0</b>	<b>0.00</b>
	<b>TOTAL (A)+(B)+(C)</b>	<b>5555</b>	<b>15358640</b>	<b>15336328</b>	<b>100.00</b>	<b>100.00</b>	<b>0</b>	<b>0.00</b>




(I)(b)	Statement showing holding of securities (including shares, warrants, convertible securities) of persons belonging to the category "Promoter and Promoter Group"										
	Sr. No.	Name of the shareholder	Details of Shares held		Encumbered shares			Details of warrants		Details of convertible securities	
Number of shares held			As a % of grand total (A)+(B)+(C)	No	As a percentage	As a % of grand total (A)+(B)+(C) of sub-clause (I)(a)	Number of warrants held	As a % total number of warrants of the same class	Number of convertible securities held	As a % total number of convertible securities of the same class	
(I)	(II)	(III)	(IV)	(V)	(VI)=(V)/(III)*100	(VII)	(VIII)	(IX)	(X)	(XI)	(XII)
1	KUMAR S TAURANI	2881915	18.76	0	0.00	0.00	0	0.00	0	0.00	18.76
2	RAMESH S TAURANI	2875911	18.73	0	0.00	0.00	0	0.00	0	0.00	18.73
3	VARSHA R TAURANI	2474718	16.11	0	0.00	0.00	0	0.00	0	0.00	16.11
4	RENU K TAURANI	2468718	16.07	0	0.00	0.00	0	0.00	0	0.00	16.07
5	SHYAM M LAKHANI	7000	0.05	0	0.00	0.00	0	0.00	0	0.00	0.05
6	KAVITA S LAKHANI	4500	0.03	0	0.00	0.00	0	0.00	0	0.00	0.03
	<b>TOTAL</b>	<b>10712762</b>	<b>69.75</b>	<b>0</b>	<b>0.00</b>	<b>0.00</b>	<b>0</b>	<b>0.00</b>	<b>0</b>	<b>0.00</b>	<b>69.75</b>



STATEMENT SHOWING HOLDING OF SECURITIES (INCLUDING SHARES, WARRANTS, CONVERTIBLE SECURITIES) OF PERSONS BELONGING TO THE CATEGORY "PUBLIC" AND HOLDING MORE THAN 1% OF THE TOTAL NUMBER OF SHARES									
(I)(C) (i)	SR. NO.	NAME OF THE SHAREHOLDER	NUMBER OF SHARES HELD	SHARES AS A PERCENTAGE OF TOTAL NUMBER OF SHARES [I.E., GRAND TOTAL (A)+(B)+(C) INDICATED IN STATEMENT AT PARA (I)(A) ABOVE]	DETAILS OF WARRANTS		DETAILS OF CONVERTIBLE SECURITIES		TOTAL SHARES (INCLUDING UNDERLYING SHARES ASSUMING FULL CONVERSION OF WARRANTS AND CONVERTIBLE SECURITIES) AS A % OF DILUTED SHARE CAPITAL
					NUMBER OF WARRANTS HELD	AS A % TOTAL NUMBER OF WARRANTS OF THE SAME CLASS	NUMBER OF CONVERTIBLE SECURITIES HELD	% W.R.T TOTAL NUMBER OF CONVERTIBLE SECURITIES OF THE SAME CLASS	
1		SHASTHA ADVISORS PRIVATE LIMITED	914474	5.95	0	0.00	0	0.00	5.95
2		PASHA FINANCE PVT. LTD.	600000	3.91	0	0.00	0	0.00	3.91
3		PRITHVIRAJ SAREMAL KOTHARI	212299	1.38	0	0.00	0	0.00	1.38
		<b>TOTAL</b>	<b>1726773</b>	<b>11.24</b>	<b>0</b>	<b>0.00</b>	<b>0</b>	<b>0.00</b>	<b>11.24</b>

STATEMENT SHOWING HOLDING OF SECURITIES (INCLUDING SHARES, WARRANTS, CONVERTIBLE SECURITIES) OF PERSONS (TOGETHER WITH PAC) BELONGING TO THE CATEGORY "PUBLIC" AND HOLDING MORE THAN 5% OF THE TOTAL NUMBER OF SHARES OF THE COMPANY									
(I)(C) (ii)	SR. NO.	NAME(S) OF THE SHAREHOLDER(S) AND THE PERSONS ACTING IN CONCERT (PAC) WITH THEM	NUMBER OF SHARES	SHARES AS A PERCENTAGE OF TOTAL NUMBER OF SHARES [I.E., GRAND TOTAL (A)+(B)+(C) INDICATED IN STATEMENT AT PARA (I)(A) ABOVE]	DETAILS OF WARRANTS		DETAILS OF CONVERTIBLE SECURITIES		TOTAL SHARES (INCLUDING UNDERLYING SHARES ASSUMING FULL CONVERSION OF WARRANTS AND CONVERTIBLE SECURITIES) AS A % OF DILUTED SHARE CAPITAL
					NUMBER OF WARRANTS	AS A % TOTAL NUMBER OF WARRANTS OF THE SAME CLASS	NUMBER OF CONVERTIBLE SECURITIES HELD	% W.R.T TOTAL NUMBER OF CONVERTIBLE SECURITIES OF THE SAME CLASS	
1		SHASTHA ADVISORS PRIVATE LIMITED	914474	5.95	0	0.00	0	0.00	5.95
		<b>TOTAL</b>	<b>914474</b>	<b>5.95</b>	<b>0</b>	<b>0.00</b>	<b>0</b>	<b>0.00</b>	<b>5.95</b>



(I)(d) <u>Statement showing details of locked-in shares</u>			
Sr. No.	Name of the shareholder	Number of Locked in Shares	Locked-in shares as a percentage of total number of shares {i.e., Grand Total (A)+(B)+(C) indicated in Statement at para (I)(a) above}
1	NIL	NIL	NIL
TOTAL		NIL	NIL

(II)(a) <u>Statement showing details of Depository Receipts (DRs)</u>				
Sr. No.	Type of outstanding DR (ADRs, GDRs, SDRs, etc.)	Number of outstanding DRs	Number of shares underlying outstanding DRs	Shares underlying outstanding DRs as a percentage of total number of shares {i.e., Grand Total (A)+(B)+(C) indicated in Statement at para (I)(a) above}
1	NIL	NIL	NIL	NIL
TOTAL		NIL	NIL	NIL

(II) (b) <u>Statement showing holding of Depository Receipts (DRs), where underlying shares held by "Promoter/ Promoter Group" are in excess of 1% of the total number of shares</u>				
Sr. No.	Name of the DR Holder	Type of outstanding DR (ADRs, GDRs, SDRs, etc.)	Number of shares underlying outstanding DRs	Shares underlying outstanding DRs as a percentage of total number of shares {i.e., Grand Total (A)+(B)+(C) indicated in Statement at para (I)(a) above}
1	NIL	NIL	NIL	NIL
TOTAL		NIL	NIL	NIL

