


Introductory sub-table (I)(a)

Name of the Company TIMBOR HOME LTD				
Scrip Code, Name of the scrip, class of security:				
Quarter ended: 31st December, 2014				
Partly paid-up shares:-		No. of partly paid-up shares	As a % of total no. of partly paid-up shares	As a % of total no. of shares of the company
Held by promoter/promoter group		0	0.00	0.00
Held by public		0	0.00	0.00
Total - D		0	0	0
Outstanding convertible securities:-		No. of outstanding securities	As a % of total no. of outstanding convertible securities	As a % of total no. of shares of the company, assuming full conversion of the convertible securities
Held by promoter/promoter group			0	0
Held by public			0	0
Total - E		0	0	0
Warrants:-		No. of warrants	As a % of total no. of warrants	As a % of total no. of shares of the company, assuming full conversion of warrants
Held by promoter/promoter group			0	0
Held by public			0	0
Total - F		0	0	0
Total paid-up capital of the company, assuming full conversion of warrants and convertible securities		14756580		



TIMBOR HOME LTD
Statement Showing Shareholding Pattern
Quarter Ended : 31st December 14

Statement Showing Shareholding Pattern

Table (I)(a)								
Category code	Category of Shareholder	Number of Shareholders	Total number of shares	Number of shares held in dematerialized form	Total shareholding as a percentage of total number of shares		Shares Pledged or otherwise encumbered	
					As a percentage of (A+B) ¹	As a percentage of (A+B+C)	Number of shares	As a percentage
(I)	(II)	(III)	(IV)	(V)	(VI)	(VII)	(VIII)	(IX) = (VIII)/(IV)*100
(A)	Shareholding of Promoter and Promoter							
1	Indian							
(a)	Individuals/ Hindu Undivided Family	3	420483	420483	2.85	2.85	0	0.00
(b)	Central Government/ State Government(s)	0	0	0	0.00	0.00	0	0.00
(c)	Bodies Corporate	1	12250	12250	0.08	0.08	0	0.00
(d)	Financial Institutions/ Banks	0	0	0	0.00	0.00	0	0.00
(e)	Any Others(Specify)	0	0	0	0.00	0.00	0	0.00
(e-i)	Directors	0	0	0	0.00	0.00	0	0.00
(e-ii)	Director Relatives	0	0	0	0.00	0.00	0	0.00
(e-iii)	Person Acting in Concern	0	0	0	0.00	0.00	0	0.00
	Sub Total(A)(1)	4	432733	432733	2.93	2.93	0	0.00
2	Foreign							
a	Individuals (Non-Residents Individuals/ Foreign Individuals)	0	0	0	0.00	0.00	0	0.00
b	Bodies Corporate	0	0	0	0.00	0.00	0	0.00
c	Institutions	0	0	0	0.00	0.00	0	0.00
d	Qualified Foreign Investor	0	0	0	0.00	0.00	0	0.00
e	Any Others(Specify)	0	0	0	0.00	0.00	0	0.00
e-i		0	0	0	0.00	0.00	0	0.00
e-ii		0	0	0	0.00	0.00	0	0.00
	Sub Total(A)(2)	0	0	0	0.00	0.00	0	0.00
	Total Shareholding of Promoter and	4	432733	432733	2.93	2.93	0	0.00
(B)	Public shareholding							
1	Institutions							
(a)	Mutual Funds/ UTI	0	0	0	0.00	0.00		
(b)	Financial Institutions/ Banks	0	0	0	0.00	0.00		
(c)	Central Government/ State Government(s)	0	0	0	0.00	0.00		
(d)	Venture Capital Funds	0	0	0	0.00	0.00		
(e)	Insurance Companies	0	0	0	0.00	0.00		
(f)	Foreign Institutional Investors	0	0	0	0.00	0.00		
(g)	Foreign Venture Capital Investors	0	0	0	0.00	0.00		
(h)	Qualified Foreign Investor	0	0	0	0.00	0.00		
(i)	Any Other (specify)	0	0	0	0.00	0.00		
(i-i)		0	0	0	0.00	0.00		
(i-ii)		0	0	0	0.00	0.00		
	Sub-Total (B)(1)	0	0	0	0.00	0.00		
B 2	Non-institutions							
(a)	Bodies Corporate	163	3988274	3988274	27.03	27.03		
(b)	Individuals	0	0	0	0.00	0.00		
I	Individuals -i. Individual shareholders holding nominal share capital up to Rs 1 lakh	2873	1643353	1643248	11.14	11.14		
II	ii. Individual shareholders holding nominal share capital in excess of Rs. 1 lakh.	86	7718592	7718592	52.31	52.31		
(c)	Qualified Foreign Investor	0	0	0	0.00	0.00		
(d)	Any Other (specify)	0	0	0	0.00	0.00		
(d-i)	NRI (Repat & Non Repat)	15	7193	7193	0.05	0.05		
(d-ii)	OCB's	0	0	0	0.00	0.00		
(d-iii)	Trust	0	0	0	0.00	0.00		
(d-iv)	Hindu Undivided Family	75	556768	556768	3.77	3.77		
(d-v)	Employee	0	0	0	0.00	0.00		
(d-vi)	Clearing Members	6	409667	409667	2.78	0.40		
	Sub-Total (B)(2)	3218	14323847	14323742	97.07	97.07	0	
(B)	Total Public Shareholding (B)= (B)(1)+(B)(2)	3218	14323847	14323742	97.07	97.07		
	TOTAL (A)+(B)	3222	14756580	14756475	100.00	100.00		
(C)	Shares held by Custodians and against² which Depository Receipts have been issued							
1	Promoter and Promoter Group	0	0	0		0.00	0	0.00
2	Public	0	0	0		0.00	0	0.00
	Sub-Total (C)	0	0	0		0	0	0.00
	GRAND TOTAL (A)+(B)+(C)	3222	14756580	14756475	100.00	100.00	0	0.00




Name of Company : Timbor Home Ltd
 Quarter Ended : 31.12.14

(I)(b) Statement showing holding of securities (including shares, warrants, convertible securities) of persons belonging to the category "Promoter and Promoter Group"

Sr. No.	Name of the shareholder	Details of Shares held		Encumbered shares (*)			Details of warrants		Details of convertible securities		Total shares (including underlying shares assuming full conversion of warrants and convertible securities) as a % of diluted share capital
		Number of shares held	As a % of grand total (A)+(B)+(C)	No.	As a percentage	As a % of grand total (A)+(B)+(C) of sub-clause (I)(a)	Number of warrants held	As a % total number of warrants of the same class	Number of convertible securities held	As a % total number of convertible securities of the same class	
(i)	(ii)	(iii)	(iv)	(v)	(vi)=(v)/(iii)*100	(vii)	(viii)	(ix)	(x)	(xi)	(xii)
1	ANANT SURESHCHANDRA MALOO	18750	0.13	0	0.00	0.00		0		0	0.13
2	MALOO BUILDING MATERIALS PVT LTD	12250	0.08	0	0.00	0.00		0		0	0.08
3	MANAN VIDHYAPATI PATEL	5000	0.03	0	0.00	0.00		0		0	0.03
4	ABHIJEET DWARKADAS DAGA	396733	2.69	0	0.00	0.00		0		0	2.69
TOTAL		432733	2.93	0	0.00	0.00	0	0	0	0	2.93

(*) The term "encumbrance" has the same meaning as assigned to it in regulation 28(3) of the SAST Regulations, 2011



Name of Company : Timbor Home Ltd
Quarter Ended : 31.12.14

(I)(c)(i) Statement showing holding of securities (including shares, warrants, convertible securities) of persons belonging to the category "Public" and holding more than 1% of the total number of shares

Sr. No.	Name of the shareholder	Number of shares held	Shares as a percentage of total number of shares (i.e., Grand Total (A)+(B)+(C) indicated in Statement at para (I)(a) above)	Details of warrants		Details of convertible securities		Total shares (including underlying shares assuming full conversion of warrants and convertible securities) as a % of diluted share capital
				Number of warrants held	As a % total number of warrants of the same class	Number of convertible securities held	% w.r.t total number of convertible securities of the same class	
1	AJIT KAMALAKAR HOLKAR	282701	1.92	0	0	0	0	1.92
2	ANAND RATHI SHARE & STOCK	391042	2.65	0	0	0	0	2.65
3	ASHISH MAHENDRAKUMAR SHAH	214898	1.46	0	0	0	0	1.46
4	BENNETT COLEMAN AND COMPANY LIMITE	732895	4.97	0	0	0	0	4.97
5	BHASKAR INFRASTRUCTURE PRIVATE LIMITE	277780	1.88	0	0	0	0	1.88
6	GAURANG SUBODHCHANDRA DESAI	165000	1.12	0	0	0	0	1.12
7	GIRABEN ATULBHAI SHAH	492000	3.33	0	0	0	0	3.33
8	GURUBALA HOLKAR	281700	1.91	0	0	0	0	1.91
9	HARSHA RAJESHBHAI JHAVERI	199400	1.35	0	0	0	0	1.35
10	HITTICH INDIA PVT LTD	300000	2.03	0	0	0	0	2.03
11	HONEY NIHIR SHAH	255000	1.73	0	0	0	0	1.73
12	IRM SERVICES PRIVATE LIMITED	290286	1.97	0	0	0	0	1.97
13	JAGDISH M PATEL	650000	4.40					4.40
14	NIKITA HOLKAR	251092	1.70	0	0	0	0	1.70
15	NISHANT MUKUTLAL GUPTA	200000	1.36	0	0	0	0	1.36
16	SAHUJAIN SERVICE LTD	341840	2.32	0	0	0	0	2.32
17	SANGEETA JAIN	255860	1.73	0	0	0	0	1.73
18	SAURABHKUMAR M GUPTA	655000	4.44	0	0	0	0	4.44
19	SHISHIRKUMAR M GUPTA	200000	1.36	0	0	0	0	1.36
20	SHRIRAM CREDIT COMPANY LIMITED	441094	2.99	0	0	0	0	2.99
21	SHRIRAM INSIDE SHARE BROKER	448446	3.04	0	0	0	0	3.04
22	SUNTINATH SHARE AND SERVICE	172000	1.17					1.17
23	SUSHMA RANI	888632	6.02	0	0	0	0	6.02
	TOTAL	8386666	56.83	0	0	0	0	56.83



Name of Company : Timbor Home Ltd
 Quarter Ended : 31.12.14

(I)(c)(ii) Statement showing holding of securities (including shares, warrants, convertible securities) of persons (together with PAC) belonging to the category "Public" and holding more than 5% of the total number of shares of the company

Sr. No.	Name(s) of the shareholder(s) and the Persons Acting in Concert (PAC) with them	Number of shares	Shares as a percentage of total number of shares (i.e., Grand Total (A)+(B)+(C) indicated in Statement at para (I)(a) above)	Details of warrants		Details of convertible securities		Total shares (including underlying shares assuming full conversion of warrants and convertible securities) as a % of diluted share capital
				Number of warrants	As a % total number of warrants of the same class	Number of convertible securities held	% w.r.t total number of convertible securities of the same class	
1	SUSHMA RANI	888632	6.02	0	0	0	0	6.02
				0	0	0	0	
TOTAL		888632	6.02	0	0	0	0	0



Name of Company : Timbor Home Ltd

Quarter Ended : 31.12.14

(I)(d) Statement showing details of locked-in shares				
Sr. No.	Name of the shareholder	Number of locked-in shares	Locked-in shares as a percentage of total number of shares {i.e., Grand Total (A)+(B)+(C) indicated in Statement at para (I)(a) above}	Promoter / Promoter Group / Public
NIL	NIL	NIL	NIL	Promoter/Promoter Group
			0.00	
TOTAL		0	0.00	




Name of Company : Timbor Home Ltd

Quarter Ended : 31.12.14

(II)(a) Statement showing details of Depository Receipts (DRs)

Sr. No.	Type of outstanding DR (ADRs, GDRs, SDRs, etc.)	Number of outstanding DRs	Number of shares underlying outstanding DRs	Shares underlying outstanding DRs as a percentage of total number of shares {i.e., Grand Total (A)+(B)+(C) indicated in Statement at para (I)(a) above}
1	Nil	0	0	0.00
TOTAL		0	0	0.00



Name of Company : Timbor Home Ltd

Quarter Ended : 31.12.14

(II)(b) Statement showing holding of Depository Receipts (DRs), where underlying shares held by "promoter/promoter group" are in excess of 1% of the total number of shares

Sr. No.	Name of the DR Holder	Type of outstanding DR (ADRs, GDRs, SDRs, etc.)	Number of shares underlying outstanding DRs	Shares underlying outstanding DRs as a percentage of total number of shares {i.e., Grand Total (A)+(B)+(C) indicated in Statement at para (I)(a) above}
1	NIL	0	0	0.00
TOTAL			0	0.00

