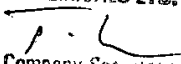


CL-35

## Statement showing Shareholding Pattern

Name of the Company :		THIRUMALAI CHEMICALS LIMITED	
Scrip Code: 500412 (BSE)		Quarter ended : JUNE 30, 2014	
Scrip Name: TIRUMALCHM (NSE)			
Class of Security :		Equity Shares of face value Rs.10/- each	
<b>Partly paid-up shares</b>	<b>No. of partly paid-up shares</b>	<b>As a % of total no. of partly paid-up shares</b>	<b>As a % of total no. of shares of the Company</b>
Held by promoter/promoters group	Nil	Nil	Nil
Held by public	Nil	Nil	Nil
<b>Total</b>	Nil	Nil	Nil
<b>Outstanding convertible securities:-</b>	<b>No. of outstanding securities</b>	<b>As a % of total No. of outstanding convertible securities</b>	<b>As a % of total no. of shares of the company, assuming full conversion of the convertible securities</b>
Held by promoter/promoter group	Nil	Nil	Nil
Held by public	Nil	Nil	Nil
<b>Total</b>	Nil	Nil	Nil
<b>Warrants:-</b>	<b>No. of warrants</b>	<b>As a % of total no. of warrants</b>	<b>As a % of total no. of shares of the company, assuming full conversion of warrants</b>
Held by promoter/ promoter group	Nil	Nil	Nil
Held by public	Nil	Nil	Nil
<b>Total</b>	Nil	Nil	Nil
<b>Total paid-up capital of the company assuming full conversion of warrants and convertible securities</b>	10,238,812 equity shares of Rs. 10/- each		


For THIRUMALAI CHEMICALS LTD.

  
 Company Secretary

**Statement Showing Shareholding Pattern as on June 30, 2014**


Table (I)(a)								
Category code	Category of Shareholder	Number of Shareholders	Total number of shares	Number of shares held in dematerialized form	Total shareholding as a percentage of total number of shares		Shares Pledged or otherwise encumbered	
					As a percentage of (A+B) <sup>1</sup>	As a percentage of (A+B+C)	Number of shares	As a percentage
(I)	(II)	(III)	(IV)	(V)	(VI)	(VII)	(VIII)	(IX) = (VIII)/(IV)*100
(A)	Shareholding of Promoter and Promoter							
1	Indian							
(a)	Individuals/ Hindu Undivided Family							
		25	1806337	1806323	17.64	17.64	0	0.00
(b)	Central Government/ State Government(s)		0		0.00	0.00	0	
(c)	Bodies Corporate	2	2700182	2700182	26.37	26.37	0	
(d)	Financial Institutions/ Banks		0		0.00	0.00	0	
(e)	Any Others (Specify)		0		0.00	0.00	0	
(e-i)								
(e-ii)								
	Sub Total(A)(1)	27	4506519	4506505	44.01	44.01	0	0.00
2	Foreign							
a	Individuals (Non-Residents Individuals/ Foreign Individuals)				0.00	0.00		0.00
b	Bodies Corporate				0.00	0.00		
c	Institutions				0.00	0.00		
d	Any Others (Specify)				0.00	0.00		
d-i								
d-ii								
	Sub Total(A)(2)	0	0	0	0.00	0.00	0	0.00
	Total Shareholding of Promoter and Promoter Group (A) = (A)(1)+(A)(2)	27	4506519	4506505	44.01	44.01	0	0.00

**For THIRUMALAI CHEMICALS LTD.**

  
 Company Secretary

<b>(B) Public shareholding</b>						
<b>1</b>	<b>Institutions</b>					
(a)	Mutual Funds/ UTI				0.00	0.00
(b)	Financial Institutions / Banks	13	9075	7826	0.09	0.09
(c)	Central Government/ State Government(s)				0.00	0.00
(d)	Venture Capital Funds				0.00	0.00
(e)	Insurance Companies	3	600		0.01	0.01
(f)	Foreign Institutional Investors				0.00	0.00
(g)	Foreign Venture Capital Investors				0.00	0.00
(h)	Any Other (specify)				0.00	0.00
(h-i)					0.00	0.00
(h-ii)					0.00	0.00
	<b>Sub-Total (B)(1)</b>	<b>16</b>	<b>9675</b>	<b>7826</b>	<b>0.09</b>	<b>0.09</b>
<b>B 2</b>	<b>Non-institutions</b>					
(a)	Bodies Corporate	339	512183	505204	5.00	5.00
(b)	Individuals					
I	Individuals -i. Individual shareholders holding nominal share capital up to Rs 1 lakh	15885	3545499	3189034	34.63	34.63
II	ii. Individual shareholders holding nominal share capital in excess of Rs. 1 lakh.	32	1339461	1339461	13.08	13.08
(c)	Any Other (specify)					
(c-i)	Clearing Member	205	183427	183427	1.79	1.79
(c-ii)	NRI (Repat)	93	64476	63941	0.63	0.63
(c-iii)	NRI ( Non Repat)	44	27072	27072	0.26	0.26
(c-iv)	Trusts	2	50500	50500	0.49	0.49
	<b>Sub-Total (B)(2)</b>	<b>16600</b>	<b>5722618</b>	<b>5358639</b>	<b>55.89</b>	<b>55.89</b>
<b>(B)</b>	<b>Total Public Shareholding (B)= (B)(1)+(B)(2)</b>	<b>16616</b>	<b>5732293</b>	<b>5366465</b>	<b>55.99</b>	<b>55.99</b>
	<b>TOTAL (A)+(B)</b>	<b>16643</b>	<b>10238812</b>	<b>9872970</b>	<b>100.00</b>	<b>100.00</b>
<b>(C)</b>	<b>Shares held by Custodians and against which Depository Receipts have been issued</b>					
1	Promoter and Promoter Group					
2	Public					
	<b>Sub-Total (C)</b>	<b>0</b>	<b>0</b>	<b>0</b>	<b>0</b>	<b>0</b>
	<b>GRAND TOTAL (A)+(B)+(C)</b>	<b>16643</b>	<b>10238812</b>	<b>9872970</b>	<b>100.00</b>	<b>0 0.00</b>

For THIRUMALAI CHEMICALS LTD.

  
Company Secretary

(D)(b) Statement showing holding of securities (including shares, warrants, convertible securities) of persons belonging to the category "Promoter and Promoter Group" as on June 30, 2014												
Sr.	Name of the shareholder	Details of Shares held			Encumbered shares (*)			Details of warrants		Details of convertible securities		Total shares (including underlying shares assuming full conversion of warrants and convertible securities) as a % of diluted share capital
		Number of shares held	As a % of grand total (A) + (B) + (C)	No.	As a percentage (V) = (V)/(III)*100	As a % of grand total (A) + (B) + (C) of sub-clause (D)(a)	Number of warrants held	As a % of total number of warrants of the same class	Number of convertible securities held	As a % of total number of convertible securities of the same class		
No.	(i)	(ii)	(iv)	(v)	(vii)	(viii)	(ix)	(x)	(xi)	(xii)		
1	R. SAMPATH	100	0.00	0	0.00	0.00	0	0	0			
1	R. SAMPATH	208262	2.03	0	0.00	0.00	0	0	0			
1	R. SAMPATH	91215	0.89	0	0.00	0.00	0	0	0			
1	R. SAMPATH	83165	0.81	0	0.00	0.00	0	0	0			
1	RANGASWAMY SAMPATH	16188	0.16	0	0.00	0.00	0	0	0			
1	R. SAMPATH	82807	0.81	0	0.00	0.00	0	0	0			
2	PARTHASARATHY RANGASWAMY	188094	1.84	0	0.00	0.00	0	0	0			
2	PARTHASARATHY RANGASWAMY	49330	0.48	0	0.00	0.00	0	0	0			
2	RANGASWAMY PARTHASARATHY	34926	0.34	0	0.00	0.00	0	0	0			
3	SANTHANAM SUNDARARAJAN	55000	0.54	0	0.00	0.00	0	0	0			
3	S. SANTHANAM	24452	0.24	0	0.00	0.00	0	0	0			
4	SRIDHAR SUNDARARAJAN	21632	0.21	0	0.00	0.00	0	0	0			
4	SRIDHAR SUNDARARAJAN	36235	0.35	0	0.00	0.00	0	0	0			
5	BHOOMA PARTHASARATHY	213795	2.09	0	0.00	0.00	0	0	0			
5	BHOOMA PARTHASARATHY	48820	0.48	0	0.00	0.00	0	0	0			
6	INDIRA SUNDARARAJAN	182296	1.78	0	0.00	0.00	0	0	0			
7	SUJATHA SAMPATH	93771	0.92	0	0.00	0.00	0	0	0			
8	KALA SUNDARVEDHA	32716	0.32	0	0.00	0.00	0	0	0			
9	S. VARADHARAJAN	39542	0.39	0	0.00	0.00	0	0	0			
10	SRINATH SRIDHAR	29381	0.29	0	0.00	0.00	0	0	0			


For THIRUMALAI CHEMICALS LTD.

Company Secretary

11	DEEPA AJAY	39224	0.38	0	0.00	0	0.00	0	0	0
12	S. VIDHYA	41813	0.41	0	0.00	0	0.00	0	0	0
13	S. NARAYAN	240000	0.23	0	0.00	0	0.00	0	0	0
14	GEETHA S.	30108	0.29	0	0.00	0	0.00	0	0	0
15	JAYALAKSHMI SUNDARARAJAN	29770	0.29	0	0.00	0	0.00	0	0	0
16	DAYA SRIDHAR	26910	0.26	0	0.00	0	0.00	0	0	0
17	RAMYA BHARATRAM	23696	0.23	0	0.00	0	0.00	0	0	0
18	MEERA PARTHASARATHY	188	0.00	0	0.00	0	0.00	0	0	0
19	MEERA PARTHASARATHY	20250	0.20	0	0.00	0	0.00	0	0	0
19	TARA PARTHASARATHY	188	0.00	0	0.00	0	0.00	0	0	0
20	V.S. SUNDARARAJAN	20000	0.20	0	0.00	0	0.00	0	0	0
21	KAVYA NARAYAN	5873	0.06	0	0.00	0	0.00	0	0	0
22	UTTARA B.	5000	0.05	0	0.00	0	0.00	0	0	0
23	GAYATHRI SAMPATH	4000	0.04	0	0.00	0	0.00	0	0	0
24	N. R. SWAMY	3388	0.03	0	0.00	0	0.00	0	0	0
25	S. SRIDHAR H.U.F	188	0.00	0	0.00	0	0.00	0	0	0
C1	ULTRAMARINE & PIGMENTS LTD	14	0.00	0	0.00	0	0.00	0	0	0
C2	JASMINE LTD.	2045177	19.97	0	0.00	0	0.00	0	0	0
		655005	6.40	0	0.00	0	0.00	0	0	0
		4506519	44.01							
		4506519	44.01	0	0.00	0	0.00	0	0	0
	TOTAL									

(C) The term "encumbrance" has the same meaning as assigned to it in regulation 28(3) of the SAST Regulations, 2011

For THIRUMALAI CHEMICALS LTD.

  
Company Secretary

(D)(c)(i) Statement showing holding of securities (including shares, warrants, convertible securities) of persons belonging to the category "Public" and holding more than 1% of the total number of shares as on June 30, 2014									
Sr. No.	Name of the shareholder	Number of shares held	Shares as a percentage of total number of shares {i.e., Grand Total (A)+(B)+(C) indicated in Statement at para (D)(a) above}	Details of warrants		Details of convertible securities		Total shares (including underlying shares assuming full conversion of warrants and convertible securities) as a % of diluted share capital	
				Number of warrants held	As a % total number of warrants of the same class	Number of convertible securities held	% w.r.t total number of convertible securities of the same class		
1	ANIL KUMAR GOEL	390000	3.81	0	0	0	0		
2	SEEMA GOEL	215000	2.10	0	0	0	0		
3	VINODCHANDRA MANSUKHLAL PAREKH	120507	1.18						
TOTAL		725507	7.09	0	0	0	0	0	

For THIRUMALAI CHEMICALS LTD.

Company Secretary



(D(d) Statement showing details of locked-in shares as on June 30, 2014

Sr. No.	Name of the shareholder	Number of locked-in shares	Locked-in shares as a percentage of total number of shares (i.e., Grand Total (A)+(B)+(C) indicated in Statement at para (I)(a) above)	Promoter/ Promoter Group / Public
1	NIL		0	Not Applicable
2			0	
3			0	
4			0	
5			0	
6			0	
7			0	
8			0	
9			0	
TOTAL		0	0	


For THIRUMALAI CHEMICALS LTD.

  
Company Secretary



(II)(a) Statement showing details of Depository Receipts (DRs) as on June 30, 2014				
Sr. No.	Type of outstanding DR (ADRs, GDRs, SDRs, etc.)	Number of outstanding DRs	Number of shares underlying outstanding DRs	Shares underlying outstanding DRs as a percentage of total number of shares {i.e., Grand Total (A)+(B)+(C) indicated in Statement at para (I)(a) above}
1				0.00
2	NOT APPLICABLE			0.00
3				0.00
4				0.00
5				0.00
6				0.00
7				0.00
8				0.00
9				0.00
<b>TOTAL</b>		<b>0</b>	<b>0</b>	<b>0.00</b>

For THIRUMALAI CHEMICALS LTD.

  
Company Secretary

<b>(II)(b) Statement showing holding of Depository Receipts (DRs), where underlying shares held by "promoter/promoter group" are in excess of 1% of the total number of shares</b>				
<b>As on June 30, 2014</b>				
<b>Sr. No.</b>	<b>Name of the DR Holder</b>	<b>Type of outstanding DR (ADRs, GDRs, SDRs, etc.)</b>	<b>Number of shares underlying outstanding DRs</b>	<b>Shares underlying outstanding DRs as a percentage of total number of shares (i.e., Grand Total (A)+(B)+(C) indicated in Statement at para (I)(a) above)</b>
1				0.00
2	NOT APPLICABLE			0.00
3				0.00
4				0.00
5				0.00
6				0.00
7				0.00
8				0.00
9				0.00
<b>TOTAL</b>			<b>0</b>	<b>0.00</b>

**For THIRUMALAI CHEMICALS LTD.**

*[Signature]*  
Company Secretary