



(1)(a) STATEMENT SHOWING SHAREHOLDING PATTERN IN CLAUSE-35			
NAME OF THE COMPANY: THINKSOFT GLOBAL SERVICES LIMITED		Name of the Scrip: THINKSOFT	
SCRIP CODE:	THINKSOFT/533121		
Class of Security:	B		
QUARTER ENDED:	31/03/2014		
		As a % of total no. of partly paid-up shares	As a % of total no. of shares of the Company.
Partly paid-up shares	No. of partly paid-up shares		
Held by promoter/promoter group	0	0	0
Held by Public	0	0	0
Total:	0	0	0
Outstanding convertible securities:	No. of outstanding securities	As a % of total no. of outstanding convertible securities.	As a % of total no. of shares of the Company assuming full conversion of the convertible securities
Held by promoter/promoter group	0	0	0
Held by Public	0	0	0
Total:	0	0	0
Warrants:	No. of warrants	As a % of total no. of warrants	As a % of total no. of shares of the Company, assuming full conversion of warrants
Held by promoter/promoter group	0	0	0
Held by Public	0	0	0
Total:	0	0	0
Total paid-up capital of the Company, assuming full conversion of warrants and convertible securities	10,267,681	0	100.00



NAME OF THE COMPANY: THINKSOFT GLOBAL SERVICES LIMITED									
SCRIP CODE: THINKSOFT/533121									
Class of Security: B									
QUARTER ENDED: 31/03/2014									
Name of the Scrip: THINKSOFT									
CATEGORY CODE	CATEGORY OF SHAREHOLDER	NO OF SHAREHOLDERS	TOTAL NUMBER OF SHARES	NO OF SHARES HELD IN DEMATERIALIZED FORM	TOTAL SHAREHOLDING AS A % OF TOTAL NO OF SHARES		SHARES PLEDGE OR OTHERWISE ENCUMBERED	AS a PERCENTAGE	
					AS a PERCENTAGE of (A+B)	(VI)		As a PERCENTAGE of (A+B+C)	(VII)
(I)	(II)	(III)	(IV)	(V)	(VI)	(VII)	(VIII)	(IX)	
(A)	PROMOTER AND PROMOTER GROUP								
(1)	INDIAN								
(a)	Individual /HUF	0	0	0	0.00	0.00	0	0.00	0.00
(b)	Central Government/State Government(s)	0	0	0	0.00	0.00	0	0.00	0.00
(c)	Bodies Corporate	0	0	0	0.00	0.00	0	0.00	0.00
(d)	Financial Institutions / Banks	0	0	0	0.00	0.00	0	0.00	0.00
(e)	Others	0	0	0	0.00	0.00	0	0.00	0.00
	Sub-Total A(1) :	0	0	0	0.00	0.00	0	0.00	0.00
(2)	FOREIGN								
(a)	Individuals (NRIs/Foreign Individuals)	0	0	0	0.00	0.00	0	0.00	0.00
(b)	Bodies Corporate	1	2,673,697	2,673,697	26.04	26.04	0	26.04	0.00
(c)	Institutions	0	0	0	0.00	0.00	0	0.00	0.00
(d)	Qualified Foreign Investor	0	0	0	0.00	0.00	0	0.00	0.00
(e)	Others	0	0	0	0.00	0.00	0	0.00	0.00
	Sub-Total A(2) :	1	2,673,697	2,673,697	26.04	26.04	0	26.04	0.00
	Total A=A(1)+A(2)	1	2,673,697	2,673,697	26.04	26.04	0	26.04	0.00
(B)	PUBLIC SHAREHOLDING								
(1)	INSTITUTIONS								
(a)	Mutual Funds /UTI	7	397,000	397,000	3.87	3.87		3.87	
(b)	Financial Institutions /Banks	0	0	0	0.00	0.00		0.00	
(c)	Central Government / State Government(s)	0	0	0	0.00	0.00		0.00	
(d)	Venture Capital Funds	0	0	0	0.00	0.00		0.00	
(e)	Insurance Companies	0	0	0	0.00	0.00		0.00	
(f)	Foreign Institutional Investors	1	25,500	25,500	0.25	0.25		0.25	
(g)	Foreign Venture Capital Investors	0	0	0	0.00	0.00		0.00	
(h)	Qualified Foreign investor	0	0	0	0.00	0.00		0.00	
(i)	Others	0	0	0	0.00	0.00		0.00	
	Sub-Total B(1) :	8	422,500	422,500	4.11	4.11		4.11	
(2)	NON-INSTITUTIONS								



[Handwritten signature]

CATEGORY CODE	CATEGORY OF SHAREHOLDER	NO OF SHAREHOLDERS	TOTAL NUMBER OF SHARES	NO OF SHARES HELD IN DEMATERIALIZED FORM	TOTAL SHAREHOLDING AS A % OF TOTAL NO OF SHARES			SHARES PLEDGE OR OTHERWISE ENCUMBERED	
					AS a PERCENTAGE of (A+B)	AS a PERCENTAGE of (A+B+C)	NUMBER OF SHARES	AS a PERCENTAGE	
(I)	(II)	(III)	(IV)	(V)	(VI)	(VII)	(VIII)	(IX)=(VIII)/(IV)*100	
(a)	Bodies Corporate	385	776,867	776,867	7.57	7.57			
(b)	Individuals								
	(i) Individuals holding nominal share capital upto Rs.1 lakh	10,761	1,715,421	1,713,406	16.71	16.71			
	(ii) Individuals holding nominal share capital in excess of Rs.1 lakh	58	4,447,600	4,447,600	43.32	43.32			
(c)	Qualified Foreign Investor	0	0	0	0.00	0.00			
(d)	Others								
	NON RESIDENT INDIANS	95	117,516	117,516	1.14	1.14			
	CLEARING MEMBERS	86	114,080	114,080	1.11	1.11			
	TRUST	0	0	0	0.00	0.00			
	FOREIGN CORPORATE BODIES	0	0	0	0.00	0.00			
	Sub-Total B(2) :	11,385	7,171,484	7,169,469	69.85	69.85			
	Total B=B(1)+B(2) :	11,393	7,593,984	7,591,969	73.96	73.96			
	Total (A+B) :	11,394	10,267,681	10,265,666	100.00	100.00			
(C)	Shares held by custodians, against which Depository Receipts have been issued								
(1)	Promoter and Promoter Group	0	0	0	0.00	0.00			
(2)	Public	0	0	0	0.00	0.00			
	GRAND TOTAL (A+B+C) :	11,394	10,267,681	10,265,666	100.00	100.00	0	0.00	



NAME OF THE COMPANY: THINKSOFT GLOBAL SERVICES LIMITED
 SCRIP CODE: THINKSOFT/533121 Name of the Scrip: THINKSOFT
 Class of Security: B
 QUARTER ENDED: 31/03/2014

(I)(b) Statement showing holding of securities (including shares, warrants, convertible securities) of persons belonging to the category "Promoter and Promoter Group"

S.No	Name of the Shareholder	Details of Shares held		Encumbered shares (*)			Details of Warrants		Details of convertible securities		Total Shares (including underlying shares assuming full conversion of warrants and convertible securities) as a % of diluted share capital
		No. of Shares held (iii)	As a % of grand total (A)+(B)+(C) (iv)	Pledge Shares (v)	AS a percentage (vi)=(v)/(iii)*100	AS a % of grand total (A) + (B) + (C) of sub-clause (i)(a) (vii)	Number of warrants held (viii)	As a % total number of warrants of the same class (ix)	Number of convertible securities held (x)	As a % total number of convertible securities of the same class (xi)	
1	SQS SOFTWARE QUALITY SYSTEMS AG	2,673,697	26.04	0.00	0.00	0.00	0.00	0.00	0.00	0.00	26.04
	TOTAL :	2,673,697	26.04	0	0.00	0.00	0	0.00	0	0.00	26.04



NAME OF THE COMPANY: THINKSOFT GLOBAL SERVICES LIMITED

SCRIP CODE: THINKSOFT/533121

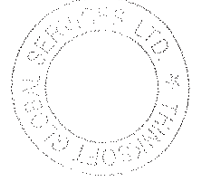
Class of Security: B

QUARTER ENDED: 31/03/2014

Name of the Scrip: THINKSOFT

(I)(c)(i) Statement showing holding of securities (including shares, warrants, convertible securities) of persons belonging to the category "Public" and holding more than 1% of the total number of shares

S.No.	Name of the shareholder	Number of shares held	Shares as a percentage of total number of shares (i.e., Grant total (A)+(B)+(C) indicated in Statement at para (I)(a) above)	Details of warrants		Details of convertible securities		Total shares (including underlying shares assuming full conversion of warrants and convertible securities) as a % of diluted share capital)
				Number of warrants held	As a % total number of warrants of the same class	Number of convertible securities held	% w.r.t total number of convertible securities of the same class	
1	A V ASVINI KUMAR	1,759,554	17.14	0	0.00	0	0.00	17.14
2	VANAJA ARVIND	491,984	4.79	0	0.00	0	0.00	4.79
3	A K LATHA	243,722	2.37	0	0.00	0	0.00	2.37
4	ASVINI KUMAR KRISHNA	227,778	2.22	0	0.00	0	0.00	2.22
5	HEMANG RAICHAND DHARAMSHI	150,000	1.46	0	0.00	0	0.00	1.46
6	KALPRAJ DAMJI DHARAMSHI	150,000	1.46	0	0.00	0	0.00	1.46
7	RAJIV KUCHHAL	117,692	1.15	0	0.00	0	0.00	1.15
8	LAND T MUTUAL FUND TRUSTEE LTD-LAND T	105,800	1.03	0	0.00	0	0.00	1.03
	TOTAL :	3,246,530	31.62	0.00	0.00	0.00	0.00	31.62



NAME OF THE COMPANY: THINKSOFT GLOBAL SERVICES LIMITED


SCRIP CODE: THINKSOFT/533121

Name of the Scrip: THINKSOFT

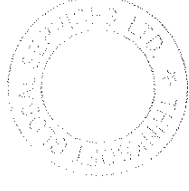
Class of Security: B

QUARTER ENDED: 31/03/2014

Statement showing holding of securities (including shares, warrants, convertible securities) of persons (together with PAC) belonging to the category "Public" and holding more than 5% of the total number of shares of the company									
(I)(c)(ii)	Name(s) of the shareholder(s) and the Persons Acting in Concert (PAC) with them	Number of shares held	Shares as a percentage of total number of shares (i.e., Grant total (A)+(B)+(C) indicated in Statement at para (I)(a) above}	Details of warrants	Details of convertible securities	% w.r.t total number of convertible securities of the same class	Total shares (including underlying shares assuming full conversion of warrants and convertible securities) as a % of diluted share of capital)		
S.No.				Number of warrants held	As a % total number of warrants of the same class	Number of convertible securities held	% w.r.t total number of convertible securities of the same class		
1	A V ASVINI KUMAR	1,759,554	17.14	0	0	0	0	17.14	17.14
	TOTAL :	1,759,554	17.14	0	0.00	0	0.00	17.14	17.14




NAME OF THE COMPANY: THINKSOFT GLOBAL SERVICES LIMITED		Name of the Scrip: THINKSOFT	
SCRIP CODE: THINKSOFT/533121			
Class of Security: B			
QUARTER ENDED: 31/12/2013			
(l)(d)	STATEMENT SHOWING DETAILS OF LOCKED-IN SHARES"		
S.No.	NAME OF THE SHAREHOLDER	CAT. CODE	NO OF SHARES
	NIL		0.00
	TOTAL :	0	0.00



A handwritten signature in black ink, appearing to be a stylized name or initials.

NAME OF THE COMPANY: THINKSOFT GLOBAL SERVICES LIMITED SCRIP CODE: THINKSOFT/533121 Class of Security: B QUARTER ENDED: 31/12/2013 Name of the Scrip: THINKSOFT				
STATEMENT SHOWING DETAILS OF DEPOSITORY RECEIPTS (DRS)				
(II)(a)				
S.No.	Type of outstanding DR (ADRs,GDRs,SDRs,etc.)	Number of outstanding DRs	Number of shares underlying outstanding DRs	Shares underlying outstanding DRs as a percentage of total number of shares {i.e., Grand Total (A)+(B)+(C) indicated in Statement at Para(I)(a) above}
		0	0	0
TOTAL :				0



NAME OF THE COMPANY: THINKSOFT GLOBAL SERVICES LIMITED

SCRIP CODE: THINKSOFT/533121

Class of Security: B

QUARTER ENDED: 31/12/2013

Name of the Scrip: THINKSOFT

(II)(b) Statement showing Holding of Depository Receipts (DRs), where underlying shares held by "Promoter/Promoter group" are in excess of 1% of the total number shares.

S.No.	Name of the DR Holder	Type of outstanding DR (ADRs,GDRs,SDRs ,etc.)	Number of shares underlying outstanding DRs	Shares underlying outstanding DRs as a percentage of total number of shares (i.e., Grand Total (A)+(B)+(C) indicated in Statement at para(I)(a) above}
	NIL		0	0
TOTAL :				0

