

TECPRO SYSTEMS LIMITED

Tecpro House
78, Sector-34, National Highway-8
Gurgaon-122004 (Haryana) INDIA
Tel : +91-124-4880100
Fax : +91-124-4880110
E-mail : tecprodel@tecprosystems.com
Website : www.tecprosystems.com

18 April, 2014

BSE Limited
Floor 25, New Trading Wing,
PJ Towers, Dalal Street,
Fort, Mumbai-400 001

Ref: Scrip Code: 533266

Sub: Shareholding Pattern- Clause 35 of Listing Agreement

Dear Madam/ Sir

In compliance with the provisions contained in Clause 35 of the Listing Agreement, please find enclosed herewith the shareholding pattern of the Company for the quarter ended 31 March, 2014.


Thanking you.

Yours truly
For Tecpro Systems Limited

Pankaj Tandon
General Manager (Corp. Affairs) &
Company Secretary

Encl: as above

(I)(a)	Statement showing Shareholding Pattern		
Name of the Company :	M/s TECPRO SYSTEMS LIMITED		
Scrip Code, Name of the Scrip, Class of Security:	BSE- 533266, EQ - FV - 10		
Quarter Ended :	31-Mar-14		
Partly paid-up shares	No. of partly paid-up shares	As a % of total no. of partly paid-up shares	As a % of total no. of shares of the Company
Held by promoter/promoters group	0	0	0
Held by public	0	0	0
Total	0	0	0
Outstanding convertible securities	No. of outstanding securities	As a % of total no. of outstanding convertible securities	As a % of total no. of shares of the company, assuming full conversion of the convertible securities
Held by promoter/promoters group	0	0	0
Held by public	0	0	0
Total	0	0	0
Warrants	No. of warrants	As a % of total no. of warrants	As a % of total no. of shares of the company, assuming full conversion of warrants
Held by promoter/promoters group	0	0	0
Held by public	0	0	0
Total	0	0	0
Total paid-up capital of the company assuming full conversion of warrants and convertible securities	Rs. 50,47,37,910 i.e. 5,04,73,791 equity shares of Rs. 10 each.		



(I) (a) STATEMENT SHOWING SHAREHOLDING PATTERN

Name of the Company: TECPRO SYSTEMS LIMITED

Scrip Code:

DATE : 03/04/2014

Quarter Ended : 31.03.2014

Category Code	Category of shareholder	Number of Shareholders	Total Number of Shares	Number of shares held in dematerialized form	Total Shareholding as a percentage of total no. of shares of A+B	% of A+B+C	Shares pledged or otherwise encumbered	Shares ->Tot.
---------------	-------------------------	------------------------	------------------------	--	--	------------	--	---------------


(A) Shareholding of Promoter and Promoter Group

(1) Indian

(a) Individuals / Hindu Undivided Family	11	19060556	19060556	37.76327	37.76327	7949387	41.70596
(b) Central Government / State Government(s)	0	0	0	0.00000	0.00000	0	0.00000
(c) Bodies Corporate	1	7540784	7540784	14.94000	14.94000	7540784	100.00000
(d) Financial Institutions / Banks	0	0	0	0.00000	0.00000	0	0.00000
(e) Others							
Sub-Total (A) (1)	12	26601340	26601340	52.70327	52.70327	15490171	58.23079

(2) Foreign

(a) Individuals (NRIs / Foreign Individuals)	0	0	0	0.00000	0.00000	0	0.00000
(b) Bodies Corporate	0	0	0	0.00000	0.00000	0	0.00000
(c) Institutions	0	0	0	0.00000	0.00000	0	0.00000
(d) Qualified Foreign Investor							
(e) Others							
Sub-Total (A) (2)	0	0	0	0.00000	0.00000	0	0.00000
Total Shareholding of Prom. & Prom. Grp. (A) = (A) (1) + (A) (2)	12	26601340	26601340	52.70327	52.70327	15490171	58.23079



(I) (a) STATEMENT SHOWING SHAREHOLDING PATTERN


Name of the Company: TECPRO SYSTEMS LIMITED

Scrip Code:

DATE : 03/04/2014


Quarter Ended : 31.03.2014

Category	Category of Shareholder Code	Number of Shareholders	Total Number of Shares	Number of shares held in dematerialized form	Total Shareholding as a percentage of total no. of shares of A+B	Shares pledged or otherwise encumbered	Shares <->Tot.
							NA NA
(B) Public Shareholding							NA NA
(1) Institutions							NA NA
	(a) Mutual Funds/ UTI	4	1862981	1862981	3.69099	3.69099	
	(b) Financial Institutions / Banks	2	13082	13082	0.02592	0.02592	
	(c) Central Government / State Government(s)	0	0	0	0.00000	0.00000	
	(d) Venture Capital Funds	1	705557	705557	1.39787	1.39787	
	(e) Insurance Companies	0	0	0	0.00000	0.00000	
	(f) Foreign Institutional Investors	3	1880232	1880232	3.72517	3.72517	
	(g) Foreign Venture Capital Investors	1	5169147	5169147	10.24125	10.24125	
	(h) Qualified Foreign Investor	0	0	0	0.00000	0.00000	
	(i) Others	0	0	0	0.00000	0.00000	
Sub-Total (B) (1)		11	9630999	9630999	19.08119	19.08119	
(2) Non-institutions							NA NA
	(a) Bodies Corporate	348	1086192	1086192	2.15199	2.15199	
	(b) (i) Indiv. hldg. nom. shr. cap.<=Rs. 1 Lakh	24649	3824636	3784220	7.57747	7.57747	
	(ii) Indiv. hldg. nom. shr. cap.> Rs. 1 Lakh	38	733570	733570	1.45337	1.45337	
	(c) Qualified Foreign Investor	0	0	0	0.00000	0.00000	
	(d) Others						
	(1) Trusts	1	31	31	0.00006	0.00006	
	(2) Non Resident Indians	371	1189295	1189295	2.35626	2.35626	
	(3) Clearing Members	45	81984	81984	0.16243	0.16243	
	(4) Hindu Undivided Families	1394	225738	225738	0.44724	0.44724	
	(5) Foreign Corporate Bodies	4	7100006	7100006	14.06672	14.06672	
Sub-Total (B) (2)		26850	14241452	14201036	28.21554	28.21554	
Total Public Shareholding		26861	23872451	23832035	47.29673	47.29673	NA NA
(B) = (B) (1) + (B) (2)		26873	50473791	50433375	100.00000	100.00000	15490171 30.68953
TOTAL (A) + (B)							
(C) Shares held by Custodians and against which Depository Receipts have been issued							NA NA
	(1) Promoter and Promoter Group	0	0	0	0.00000	0.00000	NA NA
	(2) Public	0	0	0	0.00000	0.00000	NA NA
GRAND TOTAL (A) + (B) + (C)		26873	50473791	50433375	100.00000	100.00000	15490171 30.68953



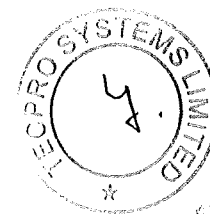
(I) (b) Statement showing holding of securities (including shares, warrants, convertible securities) of persons belonging to the category "Promoter and Promoter Group"

Sr.No	Name of the shareholder	Details of Shares held		Encumbered shares			Details of warrants	Details of convertible securities	Total shares (including underlying shares assuming full conversion of warrants and convertible securities) as a % of diluted share capital
		Number of Shares	Shares as a % of total number of shares (i.e., Grand Total (A)+(B)+(C) indicated in Statement at para (I) (a) above)	Number of Shr.s	% of Total Shares	% of Grd.Tot. (A+B+C)->(I) a			
1	AMUL GABRANI	9344342	18.51326	3977710	42.56811	7.88074			
2	BHAGWANTI GABRANI	500	0.00099	0	0.00000	0.00000			
3	AJAY KUMAR BISHNOI	9044842	17.91988	3971677	43.91096	7.86879			
4	GOLDIE GABRANI	100143	0.19841	0	0.00000	0.00000			
5	AMITA BISHNOI	12643	0.02505	0	0.00000	0.00000			
6	RASHMI SINGH	5000	0.00991	0	0.00000	0.00000			
7	MILIND SINGH	5000	0.00991	0	0.00000	0.00000			
8	PUSHAPLATA KAPOOR	12000	0.02377	0	0.00000	0.00000			
9	ADITYA GABRANI	50143	0.09934	0	0.00000	0.00000			
10	ARVIND K BISHNOI	470143	0.93146	0	0.00000	0.00000			
11	ROMA KATYAL	15800	0.03130	0	0.00000	0.00000			
12	FUSION FITTINGS INDIA LIMITED	7540784	14.94000	7540784	100.00000	14.94000			
*** Total ***		26601340	52.70327	15490171	58.23079	30.68953			



(I)(c)(i) Statement showing holding of securities (including shares, warrants, convertible securities) of persons belonging to the category "Public" and holding more than 1% of the total number of shares

Sr.No	Name of the shareholder	PAN No.	Details of Shares held		Details of warrants		Details of convertible securities		Total shares (including underlying shares assuming full conversion of warrants and convertible securities) as a % of diluted share capital
			Number of Shares	Shares as a % of total number of shares (i.e., Grand Total (A)+(B)+(C) indicated in Statement at para (I)(a) above)	No. of warrants held	As a % tot.no. of warrants of same class	No. of conv.sec. held	As a % tot.no. of conv.sec. of same class	
1	DSP BLACKROCK MICRO CAP FUND	AAAJD0430B	864899	1.71356					
2	KOTAK MAHINDRA (INTERNATIONAL) LIMITED	AABCK7779G	1860000	3.68508					
3	CREDIT SUISSE PE ASIA INVESTMENTS LIMITED	AADCC1944P	1000000	1.98123					
4	IDFC PREMIER EQUITY FUND	AAETS9556K	892416	1.76808					
5	AVIGO TRUSTEE COMPANY PVT LTD THE AVIGO SME FUND	AAFCA5402Q	705557	1.39787					
6	METMIN INVESTMENTS HOLDINGS LIMITED	AAFCH4003K	2800000	5.54743					
7	AVIGO VENTURE INVESTMENTS LIMITED	AAGCA2436F	6819153	13.51028					
8	BOND STREET CUSTODIANS LIMITED IN ITS CAPACITY AS CUSTODIAN FOR MACQUARIE ASIA PACIFIC CO-INVESTMENT FUND, L.P.	AASFH0252C	1650000	3.26902					
9	ACHAL GHAI	AJYPG0375P	814200	1.61311					
*** Total ***			17406225	34.48567					




(I)(c)(ii) Statement showing holding of securities (including shares, warrants, convertible securities) of persons (together with PAC) belonging to the category "Public" and holding more than 5% of the total number of shares of the company

Sr1.No	Name of the shareholder	PAN No.	Details of Shares held	Details of warrants	Details of convertible securities	Total shares (including underlying shares assuming full conversion of warrants and convertible securities) as a % of diluted share capital		
			Number of Shares	Shares as a % of total number of shares (i.e., Grand Total (A)+(B)+(C) indicated in Statement at para (I) (a) above)	No. of warrants held	As a % tot.no. of warrants of same class	No. of conv.sec. held	As a % tot.no. of conv.sec. of same class
1	METMIN INVESTMENTS HOLDINGS LIMITED	AAF4003K	2800000	5.54743				
2	AVIGO VENTURE INVESTMENTS LIMITED	AAGCA2436F	6819153	13.51028				
*** Total ***			9619153	19.05772				




(I) (d) Statement showing details of locked-in shares

Sr.No	Name of the shareholder	Number of Locked-in Shares	Shares as a percentage of total number of shares (i.e., Grand Total (A)+(B)+(C) indicated in Statement at para (I) (a) above)	Promoter / Promoter Group / Public
*** Total ***				
			0.00000	



(II)(a) Statement showing details of Depository Receipts (DRs)

Sr. No.	Type of outstanding DR (ADRs, GDRs, SDRs, etc.)	Number of outstanding DRs	Number of shares underlying outstanding DRs	Shares underlying outstanding DRs as a percentage of total number of shares {i.e., Grand Total (A)+(B)+(C) indicated in Statement at para (I)(a) above}
NIL				



(II)(b) Statement showing holding of Depository Receipts (DRs), where underlying shares held by "promoter/promoter group" are in excess of 1% of the total number of shares

Sr. No.	Name of the DR Holder	Type of outstanding DR (ADRs, GDRs, SDRs, etc.)	Number of shares underlying outstanding DRs	Shares underlying outstanding DRs as a percentage of total number of shares {i.e., Grand Total (A)+(B)+(C) indicated in Statement at para (I)(a) above}
NIL				

