

Statement Showing Shareholding Pattern

Table (I)(a)

Name of the Company: TECHTRAN POLYLENSSES LIMITED

Quarter ended: 30th September, 2014

Category code	Category of Shareholder	Number of Shareholders	Total number of shares	Number of shares held in dematerialized form	Total shareholding as a percentage of total number of shares		Shares Pledged or otherwise encumbered	
					As a percentage of (A+B)	As a percentage of (A+B+C)	Number of shares	As a percentage
(I)	(II)	(III)	(IV)	(V)	(VI)	(VII)	(VIII)	(IX) = (VIII)/(IV)*100
(A)	Shareholding of Promoter and Promoter Group¹							
1	Indian							
(a)	Individuals/ Hindu Undivided Family	0	0	0	0.00	0.00	0	
(b)	Central Government/ State Government(s)				0.00	0.00		
(c)	Bodies Corporate	2	6748200	6748200	44.90	44.90	1500000	22.23
(d)	Financial Institutions/ Banks				0.00	0.00		
(e)	Any Others(Specify)				0.00	0.00		
(e-i)					0.00	0.00		
(e-ii)					0.00	0.00		
	Sub Total(A)(1)	2	6748200	6748200	44.90	44.90	1500000	22.23
2	Foreign							
a	Individuals (Non-Residents Individuals/ Foreign Individuals)				0.00	0.00		
b	Bodies Corporate				0.00	0.00		
c	Institutions				0.00	0.00		
d	Any Others(Specify)				0.00	0.00		
d-i					0.00	0.00		
d-ii					0.00	0.00		
	Sub Total(A)(2)	0	0	0	0.00	0.00	0	
	Total Shareholding of Promoter and Promoter Group (A) = (A)(1)+(A)(2)							
(B)	Public shareholding	2	6748200	6748200	44.90	44.90	1500000	22.23
1	Institutions							
(a)	Mutual Funds/ UTI	6	16500	0	0.11	0.11		
(b)	Financial Institutions/ Banks	3	3100	0	0.02	0.02		
(c)	Central Government/ State Government(s)				0.00	0.00		
(d)	Venture Capital Funds				0.00	0.00		
(e)	Insurance Companies				0.00	0.00		
(f)	Foreign Institutional Investors	0	0	0	0.00	0.00		
(g)	Foreign Venture Capital Investors				0.00	0.00		
(h)	Any Other (specify)				0.00	0.00		
(h-i)					0.00	0.00		
(h-ii)					0.00	0.00		
	Sub-Total (B)(1)	9	19600	0	0.13	0.13		
B 2	Non-institutions							
(a)	Bodies Corporate	132	992772	972972	6.61	6.61	6200	0.62
(b)	Individuals				0.00	0.00		
I	Individuals - i. Individual shareholders holding nominal share capital up to Rs 1 lakh	12442	3176550	1992644	21.13	21.13	10100	0.32
II	ii. Individual shareholders holding nominal share capital in excess of Rs. 1 lakh	55	2849211	2789292	18.96	18.96		
(c)	Any Other (NRI'S)	80	1087231	271214	7.23	7.23		
(c-i)	Any Other (OCB'S)	6	151800	0	1.01	1.01		
(c-ii)	Any Other (Clearing Members)	10	4636	4636	0.03	0.03		
	Sub-Total (B)(2)	12725	8262200	6030758	54.97	54.97	16300	0.20
(B)	Total Public Shareholding (B) = (B)(1)+(B)(2)	12734	8281800	6030758	55.10	55.10	16300	0.20
(C)	Shares held by Custodians and against which Depository Receipts have been issued							
1	Promoter and Promoter Group							
2	Public							
	Sub-Total (C)	0	0	0	0.00	0.00	0	
	GRAND TOTAL (A)+(B)+(C)	12736	15030000	12778958	100.00	100.00	1516300	10.09


For TECHTRAN POLYLENSSES LTD

Ch. Jk
CHAIRMAN

Introductory sub-table (I)(a)

Name of the Company: TECHTRAN POLYLENSES LIMITED			
Scrip Code, Name of the scrip, class of security: 523455, TECPO, EQUITY			
Quarter ended: 30th September, 2014			
Partly paid-up shares:-			
	No. of partly paid-up shares	As a % of total no. of partly paid-up shares	As a % of total no. of shares of the company
Held by promoter/promoter group	0	#DIV/0!	0
Held by public	0	#DIV/0!	0
Total - D	0	#DIV/0!	0
Outstanding convertible securities:-			
	No. of outstanding securities	As a % of total no. of outstanding convertible securities	As a % of total no. of shares of the company, assuming full conversion of the convertible securities
Held by promoter/promoter group	0	#DIV/0!	0
Held by public	0	#DIV/0!	0
Total - E	0	#DIV/0!	0
Warrants:-			
	No. of warrants	As a % of total no. of warrants	As a % of total no. of shares of the company, assuming full conversion of warrants
Held by promoter/promoter group	0	#DIV/0!	0
Held by public	0	#DIV/0!	0
Total - F	0	#DIV/0!	0
Total paid-up capital of the company, assuming full conversion of warrants and convertible securities (Grand Total (A+B+C)+ D+E+F)		15030000	100

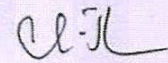
For TECHTRAN POLYLENSES LTD.


 CHAIRMAN

(f)(b) Statement showing holding of securities (including shares, warrants, convertible securities) of persons belonging to the category "Promoter and Promoter Group" as on 30th September, 2014

Sr. No.	Name of the shareholder	Total shares held		Shares pledged or otherwise encumbered			Details of warrants		Details of convertible securities		Total shares (including underlying shares assuming full conversion of warrants and convertible securities) as a % of diluted share capital
		Number of shares	As a % of grand total (A)+(B)+(C)	Number	As a percentage	As a % of grand total (A)+(B)+(C) of sub-clause (I) (a)	Number of warrants held	As a % total number of warrants of the same class	Number of convertible securities held	As a % total number of convertible securities of the same class	
(i)	(ii)	(iii)	(iv)	(v)	(vi)=(v)/(iii)*100	(vii)	(viii)	(ix)	(x)	(xi)	(xii)
1	CREDENCE INFRASTRUCTURE LIMITED	5249200	34.92	0	0.00	0.00	0	0.00	0	0.00	34.92
2	CREDENCE INFRASTRUCTURE LIMITED	1500000	9.98	1500000	100.00	9.98	0	0.00	0	0.00	9.98
TOTAL		6749200	44.90	1500000	22.23	9.98	0	0.00	0	0.00	44.90

For TECHTRAN POLYLENS LTD.

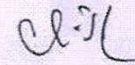


CHAIRMAN

(1)(c)(i) Statement showing holding of securities (including shares, warrants, convertible securities) of persons belonging to the category "Public" and holding more than 1% of the total number of shares as on 30th September, 2014

Sr. No.	Name of the shareholder	Number of shares	Shares as a percentage of total number of shares [i.e., Grand Total (A)+(B)+(C) indicated in Statement at para (1)(a) above]	Detail of warrants		Details of convertible securities		Total shares (including underlying shares assuming full conversion of warrants and convertible securities as a % of diluted share capital)
				Number of warrants held	As a % total number of warrants of the same class	Number of convertible securities held	% w.r.t total number of convertible securities of the same class	
1	RABEN TECHNOLOGY SOLUTIONS PVT LTD	490595	3.26	0	0.00	0	0.00	3.26
2	LALITHA KRISHNAMURTHY	300000	2.00	0	0.00	0	0.00	2.00
3	SATHYA S	284490	1.76	0	0.00	0	0.00	1.76
4	T SAROJINI DEVI	258571	1.72	0	0.00	0	0.00	1.72
5	SUNDARAM FINANCE LIMITED	250000	1.66	0	0.00	0	0.00	1.66
6	T V KRISHNA RAO	228179	1.52	0	0.00	0	0.00	1.52
7	VIJAYA BABU CHITTETI	174653	1.16	0	0.00	0	0.00	1.16
TOTAL		1966488	13.08	0	0.00	0	0.00	13.08

For TECHTRAN POLYLENSES LTD.



CHAIRMAN

(I)(c)(ii) Statement showing holding of securities (including shares, warrants, convertible securities) of persons (together with PAC) belonging to the category "Public" and holding more than 5% of the total number of shares as on 30th September, 2014

Sr. No.	Name of the shareholder	Number of shares	Shares as a percentage of total number of shares (i.e., Grand Total (A)+(B)+(C) indicated in Statement at para (I)(a) above)	Detail of warrants		Details of convertible securities		Total shares (including underlying shares assuming full conversion of warrants and convertible securities as a % of diluted share capital)
				Number of warrants held	As a % total number of warrants of the same class	Number of convertible securities held	% w.r.t total number of convertible securities of the same class	
1	NIL	0	0.00	0	0.00	0	0.00	0.00
TOTAL		0	0.00	0	0.00	0	0.00	0.00

For TECHTRAN POLYLENSES LTD.

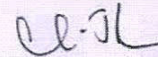
U. J. K.

CHAIRMAN

(I)(d) Statement showing details of locked-in shares as on 30th September, 2014

Sr. No.	Name of the shareholder	Number of locked-in shares	Locked-in shares as a percentage of total number of shares {i.e., Grand Total (A)+(B)+(C) indicated in Statement at para (I) (a) above}
1	CREDENCE INFRASTRUCTURE LIMITED	4498200	29.93
			0.00
			0.00
TOTAL		4498200	29.93

For TECHTRAN POLYLENSES LTD.



CHAIRMAN

(H)(a) Statement showing details of Depository Receipts (DRs) as on 30th September, 2014

Sr. No.	Type of outstanding DR (ADRs, GDRs, SDRs, etc.)	Number of outstanding DRs	Number of shares underlying outstanding DRs	Shares underlying outstanding DRs as a percentage of total number of shares (i.e., Grand Total (A)+(B)+(C) indicated in Statement at para (I)(a) above)
1				0.00
2				0.00
3				0.00
4				0.00
5				0.00
6	NIL	NIL	0	0.00
7				0.00
8				0.00
9				0.00
				0.00
				0.00
TOTAL		0	0	0.00

For TECHTRAN POLYLENSES LTD.

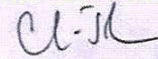
CL-JL

CHAIRMAN

(II)(b) Statement showing holding of Depository Receipts (DRs), where underlying shares held by "promoter/promoter group" are in excess of 1% of the total number of shares as on 30th September, 2014

Sr. No.	Name of the DR Holder	Type of outstanding DR (ADRs, GDRs, SDRs, etc.)	Number of shares underlying outstanding DRs	Shares underlying outstanding DRs as a percentage of total number of shares (i.e., Grand Total (A)+(B)+(C) indicated in Statement at para (I)(a) above)
1				0.00
2				0.00
3				0.00
4				0.00
5				0.00
6				0.00
7	NIL	NIL	0	0.00
8				0.00
9				0.00
				0.00
				0.00
				0.00
				0.00
TOTAL			0	0.00

For TECHTRAN POLYLENSES LTD.



CHAIRMAN