


(1)(a) STATEMENT SHOWING SHAREHOLDING PATTERN IN CLAUSE-35			
NAME OF THE COMPANY: TANLA SOLUTIONS LIMITED			
SCRIP CODE:	532790	Name of the Scrip: TANLASOLUTIONS	
Class of Security:	EQUITY		
QUARTER ENDED:	31/03/2015		
Partly paid-up shares	No. of partly paid-up shares	As a % of total no. of partly paid-up shares	As a % of total no. of shares of the Company.
Held by promoter/promoter group	0	0	0
Held by Public	0	0	0
Total:	0	0	0
Outstanding convertible securities:	No. of outstanding securities	As a % of total no. of outstanding convertible securities.	As a % of total no. of shares of the Company assuming full conversion of the convertible securities
Held by promoter/promoter group	0	0	0
Held by Public	0	0	0
Total:	0	0	0
Warrants:	No. of warrants	As a % of total no. of warrants	As a % of total no. of shares of the Company, assuming full conversion of warrants
Held by promoter/promoter group	0	0	0
Held by Public	0	0	0
Total:	0	0	0
Total paid-up capital of the Company, assuming full conversion of warrants and convertible securities	101479593	0	100.00




CATEGORY CODE	CATEGORY OF SHAREHOLDER	NO OF SHAREHOLDERS	TOTAL NUMBER OF SHARES	NO OF SHARES HELD IN DEMATERIALI	TOTAL SHAREHOLDING AS A % OF TOTAL NO OF SHARES		SHARES PLEDGE OR OTHERWISE ENCUMBERED	
					AS a PERCENTAGE of (A+B)	As a PERCENTAGE of (A+B+C)	NUMBER OF SHARES	AS a PERCENTAGE
(I)	(II)	(III)	(IV)	(V)	(VI)	(VII)	(VIII)	(IX)=(VIII)/(IV)*100
(A)	PROMOTER AND PROMOTER GROUP							
(1)	INDIAN							
(a)	Individual /HUF	3	31177364	31177364	30.72	30.72	0	0.00
(b)	Central Government/State Governme	0	0	0	0.00	0.00	0	0.00
(c)	Bodies Corporate	0	0	0	0.00	0.00	0	0.00
(d)	Financial Institutions / Banks	0	0	0	0.00	0.00	0	0.00
(e)	Others	0	0	0	0.00	0.00	0	0.00
	Sub-Total A(1) :	3	31177364	31177364	30.72	30.72	0	0.00
(2)	FOREIGN							
(a)	Individuals (NRIs/Foreign Individuals)	0	0	0	0.00	0.00	0	0.00
(b)	Bodies Corporate	0	0	0	0.00	0.00	0	0.00
(c)	Institutions	0	0	0	0.00	0.00	0	0.00
(d)	Qualified Foreign Investor	0	0	0	0.00	0.00	0	0.00
(e)	Others	0	0	0	0.00	0.00	0	0.00
	Sub-Total A(2) :	0	0	0	0.00	0.00	0	0.00
	Total A=A(1)+A(2)	3	31177364	31177364	30.72	30.72	0	0.00





CATEGORICAL CODE	CATEGORY OF SHAREHOLDER	NO OF SHAREHOLDERS	TOTAL NUMBER OF SHARES	NO OF SHARES HELD IN DEMATERIALISED FORM	TOTAL SHAREHOLDING AS A % OF TOTAL NO OF SHARES		SHARES PLEDGE OR OTHERWISE ENCUMBERED	
					AS a PERCENTAGE of (A+B)	As a PERCENTAGE of (A+B+C)	NUMBER OF SHARES	AS a PERCENTAGE (IX)=(VIII)/(IV)*100
(I)	(II)	(III)	(IV)	(V)	(VI)	(VII)	(VIII)	(IX)
(B)	PUBLIC SHAREHOLDING							
(1)	INSTITUTIONS							
(a)	Mutual Funds /UTI	0	0	0	0.00	0.00		
(b)	Financial Institutions /Banks	1	610	610	0.00	0.00		
(c)	Central Government / State Government	0	0	0	0.00	0.00		
(d)	Venture Capital Funds	0	0	0	0.00	0.00		
(e)	Insurance Companies	0	0	0	0.00	0.00		
(f)	Foreign Institutional Investors	1	23	23	0.00	0.00		
(g)	Foreign Venture Capital Investors	0	0	0	0.00	0.00		
(h)	Qualified Foreign Investor	0	0	0	0.00	0.00		
(i)	Others	0	0	0	0.00	0.00		
	Sub-Total B(1) :	2	633	633	0.00	0.00		
(2)	NON-INSTITUTIONS							
(a)	Bodies Corporate	637	9870818	9870818	9.73	9.73		
(b)	Individuals							
	(i) Individuals holding nominal share capital upto Rs.1 lakh	66161	45747644	45684926	45.08	45.08		
	(ii) Individuals holding nominal share capital in excess of Rs.1 lakh	53	12441103	12441103	12.26	12.26		
(c)	Others							
	FOREIGN NATIONALS	1	85886	0	0.08	0.08		
	CLEARING MEMBERS	67	237777	237777	0.23	0.23		
	NON RESIDENT INDIANS	575	1905910	1905890	1.88	1.88		
	OVERSEAS CORPORATE BODIES	1	1500	1500	0.00	0.00		
	TRUSTS	8	10958	10958	0.01	0.01		
(d)	Qualified Foreign Investor	0	0	0	0.00	0.00		
	Sub-Total B(2) :	67503	70301596	70152972	69.28	69.28		
	Total B=B(1)+B(2) :	67505	70302229	70153605	69.28	69.28		
	Total (A+B) :	67508	101479593	101330969	100.00	100.00		
(C)	Shares held by custodians, against which Depository Receipts have been issued							
(1)	Promoter and Promoter Group							
(2)	Public	0	0	0	0.00	0.00		
	GRAND TOTAL (A+B+C) :	67508	101479593	101330969	100.00	0.00	0	0.00




(I)(b) Statement showing holding of securities (including shares, warrants, convertible securities) of persons belonging to the category "Promoter and Promoter Group"											
Sr.No	Name of the Shareholder	Details of Shares held		Encumbered shares (*)			Details of Warrants		Details of convertible securities		Total Shares (including underlying shares assuming full conversion of
		No. of Shares held	As a % of grand total (A)+(B)+(C)	Pledge Shares	AS a percentage	AS a % of grand total (A) + (B) + (C) of sub-clause (I)(a)	Number of warrants held	As a % total number of warrants of the same class	Number of convertible securities held	As a % total number of convertible securities of the same class	
(I)	(II)	(III)	(IV)	(V)	(VI)=(V)/(III)*100	(VII)	(VIII)	(IX)	(X)	(XI)	(XII)
1	D UDAYKUMAR REDDY	14396493	14.19	0	0.00	0.00	0	0.00	0	0.00	14.19
2	D TANUJA REDDY	9319271	9.18	0	0.00	0.00	0	0.00	0	0.00	9.18
3	GAUTAM SABHARWAL	7361600	7.25	0	0.00	0.00	0	0.00	0	0.00	7.25
4	UDAYKUMAR REDDY DASARI	100000	0.10	0	0.00	0.00	0	0.00	0	0.00	0.10
TOTAL :		31177364	30.72	0	0.00	0.00	0	0.00	0	0.00	30.72

Handwritten signature




(I)(c)(i) Statement showing holding of securities (including shares, warrants, convertible securities) of persons belonging to the category "Public" and holding more than 1% of the total number of shares								
Sr.No.	Name of the shareholder	Number of shares held	Shares as a percentage of total number of shares {i.e., Grant total (A)+(B)+(C) indicated in Statement at para (I)(a) above}	Details of warrants		Details of convertible securities		Total shares (including underlying shares assuming full conversion of warrants and convertible securities) as a % of diluted share capital)
				Number of warrants held	total number of warrants of	Number of convertible securities held	% w.r.t total number of convertible securities of the same class	
1	MOUNIKA FINANCE AND LEASING PVT LTD	3479000	3.43	0	0.00	0	0.00	3.43
TOTAL :		3479000	3.43	0	0.00	0	0.00	3.43




(l)(c)(ii) Statement showing holding of securities (including shares, warrants, convertible securities) of persons (together with PAC) and holding belonging to the category "Public" and holding more than 5% of the total number of shares of the company								
Sr.No.	Name(s) of the shareholder(s) and the Persons Acting in Concert (PAC) with them	Number of shares held	Shares as a percentage of total number of shares {i.e., Grant total (A)+(B)+(C) indicated in Statement at para (l)(a) above}	Details of warrants		Details of convertible securities		Total shares (including underlying shares assuming full conversion of warrants and convertible securities) as a % of diluted
				Number of warrants held	As a % total number of warrants of the same class	Number of convertible securities held	% w.r.t total number of convertible securities of the same class	
	-NIL-	0	0	0	0	0	0	0
	TOTAL :	0	0	0	0	0	0	0




(I)(d) STATEMENT SHOWING DETAILS OF LOCKED-IN SHARES"				
Sr.No.	Name of the shareholder	Number of locked-in shares	Locked-in shares as a (%) percentage of total number of shares {i.e, Grand Total (A)+(B)+(C) Indicated in Statement at para (I)(a) above}	Promoter/Promoter Group/Public
	-NIL-			
TOTAL :		0	0	

(II)(a) STATEMENT SHOWING DETAILS OF DEPOSITORY RECEIPTS (DRS)				
Sr.No.	Type of outstanding DR (ADRs,GDRs,SDRs,etc.)	Number of outstanding DRs	Number of shares underlying outstanding DRs	Shares underlying outstanding DRs as a percentage of total number of shares (i.e., Grand Total (A)+(B)+(C) indicated in Statement at Para(I)(a) above}
	-NIL-			
	TOTAL :	0	0	0




(II)(b) Statement showing Holding of Depository Receipts (DRs), where underlying shares held by "Promoter/Promoter group" are in excess of 1% of the total number shares.				
Sr.No.	Name of the DR Holder	Type of outstanding DR (ADRs,GDRs,SDRs, etc.)	Number of shares underlying outstanding DRs	Shares underlying outstanding DRs as a percentage of total number of shares {i.e., Grand Total (A)+(B)+(C) indicated in Statement at para(I)(a) above}
	-NIL-			
TOTAL :			0	0