


NAME OF THE COMPANY:TANLA SOLUTIONS LIMITED			
SCRIP CODE:	532790	Name of the Scrip: Tanla Solutions Ltd.	
Class of Security:	Equity		
QUARTER ENDED:	31/03/2014		
Partly paid-up shares	No. of partly paid-up shares	As a % of total no. of partly paid-up shares	As a % of total no. of shares of the Company.
Held by promoter/promoter group	0	0	0
Held by Public	0	0	0
<b>Total:</b>	<b>0</b>	<b>0</b>	<b>0</b>
Outstanding convertible securities:	No. of outstanding securities	As a % of total no. of outstanding convertible securities.	As a % of total no. of shares of the Company assuming full conversion of the convertible securities
Held by promoter/promoter group	0	0	0
Held by Public	0	0	0
<b>Total:</b>	<b>0</b>	<b>0</b>	<b>0</b>
Warrants:	No. of warrants	As a % of total no. of warrants	As a % of total no. of shares of the Company, assuming full conversion of warrants
Held by promoter/promoter group	0	0	0
Held by Public	0	0	0
<b>Total:</b>	<b>0</b>	<b>0</b>	<b>0</b>
<b>Total paid-up capital of the Company, assuming full conversion of warrants and convertible securities</b>	<b>101479593</b>	<b>0</b>	<b>100.00</b>




*Blade*

**Tanla Solutions Limited**



Tanla Technology Centre, Hitech City Road, Madhapur, Hyderabad - 500 081, Andhra Pradesh, India.

+ 91 - 40 - 4009 9999 - : + 91 - 40 - 2312 2888 E-mail: contact@tanla.com


CAT EGO RY COD E	CATEGORY OF SHAREHOLDER	NO OF SHAREH OLDERS	TOTAL NO OF SHARES	NO OF SHARES HELD IN DEMAT FORM	TOTAL SHAREHOLDING AS A % OF TOTAL NO OF SHARES		SHARES PLEDGE OR OTHERWISE ENCUMBERED	
					AS a % of (A+B)	As a % of (A+B+C)	NO OF SHARES	AS a %
(I)	(II)	(III)	(IV)	(V)	(VI)	(VII)	(VIII)	(IX)=(VIII) /(IV)*10 0
<b>(A)</b>	<b>PROMOTER AND PROMOTER GROUP</b>							
(1)	INDIAN							
(a)	Individual /HUF	6	33882633	33882633	33.39	33.39	0	0.00
(b)	Central Government/State Govern	0	0	0	0.00	0.00	0	0.00
(c)	Bodies Corporate	0	0	0	0.00	0.00	0	0.00
(d)	Financial Institutions / Banks	0	0	0	0.00	0.00	0	0.00
(e)	Others	0	0	0	0.00	0.00	0	0.00
	<b>Sub-Total A(1) :</b>	<b>6</b>	<b>33882633</b>	<b>33882633</b>	<b>33.39</b>	<b>33.39</b>	<b>0</b>	<b>0.00</b>
(2)	FOREIGN							
(a)	Individuals (NRIs/Foreign Individ	0	0	0	0.00	0.00	0	0.00
(b)	Bodies Corporate	0	0	0	0.00	0.00	0	0.00
(c)	Institutions	0	0	0	0.00	0.00	0	0.00
(d)	Qualified Foreign Investor	0	0	0	0.00	0.00	0	0.00
(e)	Others	0	0	0	0.00	0.00	0	0.00
	<b>Sub-Total A(2) :</b>	<b>0</b>	<b>0</b>	<b>0</b>	<b>0.00</b>	<b>0.00</b>	<b>0</b>	<b>0.00</b>
	<b>Total A=A(1)+A(2)</b>	<b>6</b>	<b>33882633</b>	<b>33882633</b>	<b>33.39</b>	<b>33.39</b>	<b>0</b>	<b>0.00</b>
<b>(B)</b>	<b>PUBLIC SHAREHOLDING</b>							
(1)	INSTITUTIONS							
(a)	Mutual Funds /UTI	0	0	0	0.00	0.00		
(b)	Financial Institutions /Banks	0	0	0	0.00	0.00		
(c)	Central Government / State Gov	0	0	0	0.00	0.00		
(d)	Venture Capital Funds	0	0	0	0.00	0.00		
(e)	Insurance Companies	0	0	0	0.00	0.00		
(f)	Foreign Institutional Investors	2	621023	621023	0.61	0.61		
(g)	Foreign Venture Capital Investo	0	0	0	0.00	0.00		
(h)	Qualified Foreign Investor	0	0	0	0.00	0.00		
(i)	Others	0	0	0	0.00	0.00		
	<b>Sub-Total B(1) :</b>	<b>2</b>	<b>621023</b>	<b>621023</b>	<b>0.61</b>	<b>0.61</b>		



CAT EGO RY COD E	CATEGORY OF SHAREHOLDER	NO OF SHAREH OLDERS	TOTAL NO OF SHARES	NO OF SHARES HELD IN DEMAT FORM	TOTAL SHAREHOLDING AS A % OF TOTAL NO OF SHARES		SHARES PLEDGE OR OTHERWISE ENCUMBERED	
					AS a % of (A+B)	As a % of (A+B+C)	NO OF SHARES	AS a %
(I)	(II)	(III)	(IV)	(V)	(VI)	(VII)	(VIII)	(IX)=(VIII) )/(IV)*10 0
(2)	NON-INSTITUTIONS							
(a)	Bodies Corporate	684	10674631	10674631	10.52	10.52		
(b)	Individuals							
	(i) Individuals holding nominal share capital upto Rs.1 lakh	74444	46273017	46212129	45.60	45.60		
	(ii) Individuals holding nominal share capital in excess of Rs.1 lakh	33	7385980	7385980	7.28	7.28		
(c)	Others							
	FOREIGN NATIONALS	8	821807	0	0.81	0.81		
	NON RESIDENT INDIANS	593	1681155	1681135	1.66	1.66		
	OVERSEAS CORPORATE BODIES	1	1500	1500	0.00	0.00		
	CLEARING MEMBERS	80	126887	126887	0.13	0.13		
	TRUSTS	9	10960	10960	0.01	0.01		
(d)	Qualified Foreign Investor	0	0	0	0.00	0.00		
	<b>Sub-Total B(2) :</b>	<b>75852</b>	<b>66975937</b>	<b>66093222</b>	<b>66.00</b>	<b>66.00</b>		
	Total B=B(1)+B(2) :	75854	67596960	66714245	66.61	66.61		
	Total (A+B) :	75860	101479593	100596878	100.00	100.00		
(C)	Shares held by custodians, against which							
	Depository Receipts have been issued							
(1)	Promoter and Promoter Group							
(2)	Public	0	0	0	0.00	0.00		
	<b>GRAND TOTAL (A+B+C) :</b>	<b>75860</b>	<b>101479593</b>	<b>100596878</b>	<b>100.00</b>	<b>0.00</b>	<b>0</b>	<b>0.00</b>

Statement showing holding of securities (including shares, warrants, convertible securities) or persons belonging to the category "Promoter and Promoter Group"											
S.No	Name of the Shareholder	Details of Shares held		Encumbered shares (*)			Details of Warrants		Details of convertible securities		Total Shares (including underlying shares assuming full conversion of warrants and convertible securities) as a % of diluted share capital
		No. of Shares held	As a % of grand total (A)+(B)+(C)	Pledge Shares	AS a %	% of grand total (A) + (B) + (C) of sub-clause (I)(a)	No. of warrants held	As a % total no. of warrants of the same	No. of convertible securities held	% total no. of convertible securities of the same class	
(I)	(II)	(III)	(IV)	(V)	(VI)=(V)/(III)*100	(VII)	(VIII)	(IX)	(X)	(XI)	(XII)
1	D UDAYKUMAR REDDY	14496493	14.29	0	0.00	0.00	0	0.00	0	0.00	14.29
2	D TANUJA REDDY	9319271	9.18	0	0.00	0.00	0	0.00	0	0.00	9.18
3	GAUTAM SABHARWAL	7361600	7.25	0	0.00	0.00	0	0.00	0	0.00	7.25
4	KATHIRISETTI SATISH	1340000	1.32	0	0.00	0.00	0	0.00	0	0.00	1.32
5	NAVINIT CHACHAN	991641	0.98	0	0.00	0.00	0	0.00	0	0.00	0.98
6	ANOOP ROY KUNDAL	373628	0.37	0	0.00	0.00	0	0.00	0	0.00	0.37
	<b>TOTAL :</b>	<b>33882633</b>	<b>33.39</b>	<b>0</b>	<b>0.00</b>	<b>0.00</b>	<b>0</b>	<b>0.00</b>	<b>0</b>	<b>0.00</b>	<b>33.39</b>




Tanla Solutions Limited

Tanla Technology Centre, Hitech City Road, Madhapur, Hyderabad - 500 081, Andhra Pradesh, India.


☎: + 91 - 40 - 4009 9999 – : + 91 - 40 - 2312 2888 E-mail: contact@tanla.com

Statement showing holding of securities (including shares, warrants, convertible securities) of persons belonging to the category "Public" and holding more than 1% of the total number of shares								
S.No.	Name of the shareholder	No. of shares held	Shares as a % of total no. of shares (i.e., Grant total (A)+(B)+(C) indicated in Statement at para (I)(a) above}	Details of warrants		Details of convertible securities		Total shares (including underlying shares assuming full conversion of warrants and convertible securities) as a % of diluted share capital)
				No. of warrants held	As a % total no. of warrants of the same class	No. of convertible securities held	% w.r.t total no. of convertible securities of the same class	
1	MOUNIKA FINANCE AND LEASING PVT LTD	3479000	3.43	0	0.00	0	0.00	3.43
<b>TOTAL :</b>		<b>3479000</b>	<b>3.43</b>	<b>0</b>	<b>0.00</b>	<b>0</b>	<b>0.00</b>	<b>3.43</b>




*[Handwritten Signature]*

Statement showing holding of securities (including shares, warrants, convertible securities) of persons (together with PAC) belonging to the category "Public" and holding more than 5% of the total number of shares of the company								
S.No.	Name(s) of the shareholder(s) and the Persons Acting in Concert (PAC) with them	No. of shares held	Shares as a % of total no. of shares {i.e., Grant total (A)+(B)+(C) indicated in Statement at para (I)(a) above}	Details of warrants		Details of convertible securities		Total shares (including underlying shares assuming full conversion of warrants and convertible securities) as a % of diluted share capital)
				No. of warrants held	As a % total no. of warrants of the same class	No. of convertible securities held	% w.r.t total no. of convertible securities of the same class	
	-NIL-							
	<b>TOTAL :</b>	<b>0</b>	<b>0</b>	<b>0</b>	<b>0</b>	<b>0</b>	<b>0</b>	<b>0</b>




*[Handwritten Signature]*

(I)(d) STATEMENT SHOWING DETAILS OF LOCKED-IN SHARES"				
S.No.	Name of the shareholder	No. of locked-in shares	Locked-in shares as a (%) of total no. of shares {i.e, Grand Total (A)+(B)+(C) Indicated in Statement at para (I)(a) above}	Promoter/Promoter Group/Public
	-NIL-			
<b>TOTAL :</b>		<b>0</b>	<b>0</b>	



*[Handwritten Signature]*


(II)(a) STATEMENT SHOWING DETAILS OF DEPOSITORY RECEIPTS (DRS)				
S.No.	Type of outstanding DR (ADRs,GDRs,SDRs,etc.)	No. of outstanding DRs	No. of shares underlying outstanding DRs	Shares underlying outstanding DRs as a % of total no. of shares {i.e., Grand Total (A)+(B)+(C) indicated in Statement at Para(I)(a) above}
	-NIL-			
	<b>TOTAL :</b>	<b>0</b>	<b>0</b>	<b>0</b>



*[Handwritten Signature]*



<b>(II)(b) Statement showing Holding of Depository Receipts (DRs), where underlying shares held by "Promoter/Promoter group" are in excess of 1% of the total number shares.</b>				
<b>S.No.</b>	<b>Name of the DR Holder</b>	<b>Type of outstanding DR (ADRs,GDRs,SDRs,etc.)</b>	<b>No. of shares underlying outstanding DRs</b>	<b>Shares underlying outstanding DRs as a % of total no. of shares {i.e., Grand Total (A)+(B)+(C) indicated in Statement at para(I)(a) above}</b>
	-NIL-			
<b>TOTAL :</b>			<b>0</b>	<b>0</b>



*[Handwritten Signature]*