



**tanla****(\*\*\*) STATEMENT SHOWING SHAREHOLDING PATTERN IN CLAUSE-35****NAME OF THE COMPANY: TANLA SOLUTIONS LIMITED**

<b>SCRIP CODE:</b>	<b>532790</b>	<b>Name of the Scrip:</b>	
<b>Class of Security:</b>			
<b>QUARTER ENDED:</b>	<b>30/06/2014</b>		
Partly paid-up shares	No. of partly paid-up shares	As a % of total no. of partly paid-up shares	As a % of total no. of shares of the Company.
Held by promoter/promoter group	0	0	0
Held by Public	0	0	0
<b>Total:</b>	<b>0</b>	<b>0</b>	<b>0</b>
Outstanding convertible securities:	No. of outstanding securities	As a % of total no. of outstanding convertible securities.	As a % of total no. of shares of the Company assuming full conversion of the convertible securities
Held by promoter/promoter group	0	0	0
Held by Public	0	0	0
<b>Total:</b>	<b>0</b>	<b>0</b>	<b>0</b>
Warrants:	No. of warrants	As a % of total no. of warrants	As a % of total no. of shares of the Company, assuming full conversion of warrants
Held by promoter/promoter group	0	0	0
Held by Public	0	0	0
<b>Total:</b>	<b>0</b>	<b>0</b>	<b>0</b>
<b>Total paid-up capital of the Company, assuming full conversion of warrants and convertible securities</b>			
	<b>101479593</b>	<b>0</b>	<b>100.00</b>




CAT. CODE	CATEGORY OF SHAREHOLDER				TOTAL SHAREHOLDING AS A % OF TOTAL NO OF SHARES		SHARES PLEDGE OR OTHERWISE ENCUMBERED	
		NO OF SHARE HOLDERS	TOTAL NO OF SHARES	NO OF SHARES HELD IN DEMAT FORM	AS a % of (A+B)	As a % of (A+B+C)	NO OF SHARES	AS a %
(I)	(II)	(III)	(IV)	(V)	(VI)	(VII)	(VIII)	(IX)=(VIII)/(IV)*100
(A)	PROMOTER AND PROMOTER GROUP							
(1)	INDIAN							
(a)	Individual /HUF	6	33398358	33398358	32.91	32.91	0	0.00
(b)	Central Govt/State Govt(s)	0	0	0	0.00	0.00	0	0.00
(c)	Bodies Corporate	0	0	0	0.00	0.00	0	0.00
(d)	Financial Institutions / Banks	0	0	0	0.00	0.00	0	0.00
(e)	Others	0	0	0	0.00	0.00	0	0.00
	Sub-Total A(1) :	6	33398358	33398358	32.91	32.91	0	0.00
(2)	FOREIGN							
(a)	Individuals (NRIs/Foreign Individuals)	0	0	0	0.00	0.00	0	0.00
(b)	Bodies Corporate	0	0	0	0.00	0.00	0	0.00
(c)	Institutions	0	0	0	0.00	0.00	0	0.00
(d)	Qualified Foreign Investor	0	0	0	0.00	0.00	0	0.00
(e)	Others	0	0	0	0.00	0.00	0	0.00
	Sub-Total A(2) :	0	0	0	0.00	0.00	0	0.00
	Total A=A(1)+A(2)	6	33398358	33398358	32.91	32.91	0	0.00
(B)	PUBLIC SHAREHOLDING							
(1)	INSTITUTIONS							
(a)	Mutual Funds /UTI	0	0	0	0.00	0.00		
(b)	Financial Institutions /Banks	0	0	0	0.00	0.00		
(c)	Central Govt / State Govt(s)	0	0	0	0.00	0.00		
(d)	Venture Capital Funds	0	0	0	0.00	0.00		
(e)	Insurance Companies	0	0	0	0.00	0.00		
(f)	Foreign Institutional Investors	2	621023	621023	0.61	0.61		
(g)	Foreign Venture Capital Investors	0	0	0	0.00	0.00		
(h)	Qualified Foreign Investor	0	0	0	0.00	0.00		
(i)	Others	0	0	0	0.00	0.00		
	Sub-Total B(1) :	2	621023	621023	0.61	0.61		





CAT. COD E	CATEGORY OF SHAREHOLDER				TOTAL SHAREHOLDING AS A % OF TOTAL NO OF SHARES		SHARES PLEDGE OR OTHERWISE ENCUMBERED	
		NO OF SHARE HOLDERS	TOTAL NO OF SHARES	NO OF SHARES HELD IN DEMAT FORM	AS a % of (A+B)	As a % of (A+B+C)	NO OF SHARE S	AS a %
(I)	(II)	(III)	(IV)	(V)	(VI)	(VII)	(VIII)	(IX)=(VIII)/(IV)*100

(2)	NON-INSTITUTIONS							
(a)	Bodies Corporate	699	10621059	10621059	10.47	10.47		
(b)	Individuals							
	(i) Individuals holding nominal share capital upto Rs.1 lakh	72158	46016051	45954163	45.35	45.35		
	(ii) Individuals holding nominal share capital in excess of Rs.1 lakh	33	7888576	7888576	7.77	7.77		
(c)	Others							
	FOREIGN NATIONALS	8	821807	0	0.81	0.81		
	NON RESIDENT INDIANS	576	1685148	1685128	1.66	1.66		
	OVERSEAS CORPORATE BODIES	1	1500	1500	0.00	0.00		
	CLEARING MEMBERS	123	415111	415111	0.41	0.41		
	TRUSTS	9	10960	10960	0.01	0.01		
(d)	Qualified Foreign Investor	0	0	0	0.00	0.00		
	<b>Sub-Total B(2) :</b>	<b>73607</b>	<b>67460212</b>	<b>66576497</b>	<b>66.48</b>	<b>66.48</b>		
	<b>Total B=B(1)+B(2) :</b>	<b>73609</b>	<b>68081235</b>	<b>67197520</b>	<b>67.09</b>	<b>67.09</b>		
	<b>Total (A+B) :</b>	<b>73615</b>	<b>101479593</b>	<b>100595878</b>	<b>100.00</b>	<b>100.00</b>		
(C)	Shares held by custodians, against which Depository Receipts have been issued							
(1)	Promoter and Promoter Group							
(2)	Public	0	0	0	0.00	0.00		
	<b>GRAND TOTAL (A+B+C) :</b>	<b>73615</b>	<b>101479593</b>	<b>100595878</b>	<b>100.00</b>	<b>0.00</b>	<b>0</b>	<b>0.00</b>





(I)(b)	Statement showing holding of securities (including shares, warrants, convertible securities) of persons belonging to the category "Promoter and Promoter Group"										
S.No	Name of the Shareholder	Details of Shares held		Encumbered shares (*)			Details of Warrants		Details of convertible securities		Total Shares (including underlying shares assuming full conversion of warrants and convertible securities) as a % of diluted share capital
		No. of Shares held	As a % of grand total (A)+(B)+(C)	Pledge Shares	AS a %	AS a % of grand total (A) + (B) + (C) of sub-clause (I)(a)	No. of warrants held	As a % of total no. of warrants of the same class	No. of convertible securities held	As a % of total no. of convertible securities of the same class	
(I)	(II)	(III)	(IV)	(V)	(VI)=(V)/(III)*100	(VII)	(VIII)	(IX)	(X)	(XI)	(XII)
1	D UDAYKUMAR REDDY	14496493	14.29	0	0.00	0.00	0	0.00	0	0.00	14.29
2	D TANUJA REDDY	9319271	9.18	0	0.00	0.00	0	0.00	0	0.00	9.18
3	GAUTAM SABHARWAL	7361600	7.25	0	0.00	0.00	0	0.00	0	0.00	7.25
4	KATHIRISETTI SATISH	1340000	1.32	0	0.00	0.00	0	0.00	0	0.00	1.32
5	NAVNIT CHACHAN	507366	0.50	0	0.00	0.00	0	0.00	0	0.00	0.50
6	ANOOP ROY KUNDAL	373628	0.37	0	0.00	0.00	0	0.00	0	0.00	0.37
	TOTAL :	33398358	32.91	0	0.00	0.00	0	0.00	0	0.00	32.91








(I)(c) Statement showing holding of securities (including shares, warrants, convertible securities) of persons belonging to the category "Public" and holding more than 1% of the total number of shares								
S.No.	Name of the shareholder	No. of shares held	Shares as a % of total no. of shares {i.e., Grant total (A)+(B)+(C) indicated in Statement at para (I)(a) above}	Details of warrants		Details of convertible securities		Total shares (including underlying shares assuming full conversion of warrants and convertible securities) as a % of diluted share capital)
				No. of warrants held	As a % total no. of warrants of the same class	No. of convertible securities held	% w.r.t total no. of convertible securities of the same class	
1	MOUNIKA FINANCE & LEASING PVT LTD	3479000	3.43	0	0.00	0	0.00	3.43
	<b>TOTAL :</b>	<b>3479000</b>	<b>3.43</b>	<b>0</b>	<b>0.00</b>	<b>0</b>	<b>0.00</b>	<b>3.43</b>





Statement showing holding of securities (including shares, warrants, convertible securities) of persons (together with PAC) belonging to the category "Public" and holding more than 5% of the total number of shares of the company								
Sr.No	Name(s) of the shareholder(s) and the Persons Acting in Concert (PAC) with them	No. of shares held	Shares as a % of total no. of shares {i.e., Grant total (A)+(B)+(C) indicated in Statement at para (I)(a) above}	Details of warrants		Details of convertible securities		Total shares (including underlying shares assuming full conversion of warrants and convertible securities) as a % of diluted share capital)
				No. of warrants held	As a % total no. of warrants of the same class	No. of convertible securities held	% w.r.t total no. of convertible securities of the same class	
	-NIL-							
	TOTAL :	0	0	0	0	0	0	0



(I)(d)	STATEMENT SHOWING DETAILS OF LOCKED-IN SHARES"			
S.No.	Name of the shareholder	Number of locked-in shares	Locked-in shares as a (%) percentage of total number of shares {i.e, Grand Total (A)+(B)+(C) Indicated in Statement at para (I)(a) above}	Promoter/Promoter Group/Public
	-NIL-			
	TOTAL :	0	0	



(II)(a)	STATEMENT SHOWING DETAILS OF DEPOSITORY RECEIPTS (DRS)			
S.No.	Type of outstanding DR (ADR)	No. of outstanding DRs	No. of shares underlying outstanding DRs	Shares underlying outstanding DRs as a % of total no. of shares {i.e., Grand Total (A)+(B)+(C) indicated in Statement at Para(I)(a) above}
	-NIL-			
	TOTAL :	0	0	0





(II)(b)	Statement showing Holding of Depository Receipts (DRs), where underlying shares held by "Promoter/Promoter group" are in excess of 1% of the total number shares.			
S.No.	Name of the DR Holder	Type of outstanding DR (ADRs,GDRs, SDRs,etc.)	No. of shares underlying outstanding DRs	Shares underlying outstanding DRs as a % of total no. of shares {i.e., Grand Total (A)+(B)+(C) indicated in Statement at para(I)(a) above}
	-NIL-			
	TOTAL :		0	0

