


(I) (a)	Introductory sub-table - Statement showing Shareholding Pattern		
Name of the Company	TD POWER SYSTEMS LIMITED		
Scrip Code, Name of the scrip	BSE- 533553;	NSE-TDPOWERSYS;	
Class of security	Equity		
Quarter ended	31.12.2014		

Partly paid-up shares:-	No. of partly paid-up shares	As a % of total no. of partly paid-up shares	As a % of total no. of shares of the company
Held by Promoter / Promoter Group	0	0.0000	0.0000
Held by public	0	0.0000	0.0000
Total	0	0.0000	0.0000
Outstanding convertible securities:-	No. of outstanding securities	As a % of total No. of outstanding convertible securities	As a % of total no. of shares of the company, assuming full conversion of the convertible securities
Held by Promoter / Promoter Group	0	0.0000	0.0000
Held by public	0	0.0000	0.0000
Total	0	0.0000	0.0000
Warrants:-	No. of warrants	As a % of total no. of warrants	As a % of total no. of shares of the company, assuming full conversion of warrants
Held by Promoter / Promoter Group	0	0.0000	0.0000
Held by public	0	0.0000	0.0000
Total	0	0.0000	0.0000
Total paid-up capital of the company assuming full conversion of warrants and convertible securities			33237588


For TD POWER SYSTEMS LIMITED



N. Srivatsa
N. Srivatsa
Company Secretary

Name of the Company: TD POWER SYSTEMS LIMITED

(I) (a)	Statement showing Shareholding Pattern as on 31.12.2014	BSE- 533553	NSE- TDPOWERSYS	CDSL DATA: 31.12.2014		Class of security: Equity			
Scrip Code, Name of the scrip	Quarter ended: 31.12.2014	NSDL DATA: 31.12.2014		NSDL DATA: 31.12.2014		NSDL DATA: 31.12.2014			
Category Code	Category of shareholder	Number of shareholders	Total number of shares	Number of shares held in dematerialised form	Total shareholding as a percentage of (A+B)	Total shareholding as a percentage of (A+B+C)	Shares pledged or otherwise encumbered	Number of shares	As a percentage (IX) = (VIII)/(IV)*100
(I)	(II)	(III)	(IV)	(V)	(VI)	(VII)	(VIII)	(IX)	(X)
(A)	Promoter and Promoter Group								
1	Indian								
(a)	Individuals/Hindu Undivided Family	2	6485524	6485524	19.51	19.51	0.00	0.00	0.00
(b)	Central Government/State Government(s)	0	0	0	0.00	0.00	0.00	0.00	0.00
(c)	Bodies Corporate	1	5026433	5026433	15.12	15.12	0.00	0.00	0.00
(d)	Financial Institutions / Banks	0	0	0	0.00	0.00	0.00	0.00	0.00
(e)	Any Other (specify)								
(e-I)	Chartered Capital & Investment Ltd.	1	1134252	1134252	3.41	3.41	0.00	0.00	0.00
(e-II)	Sofia Mohib Khericha	1	2084100	2084100	6.27	6.27	0.00	0.00	0.00
(A)(2)	Sub Total (A)(1)	5	14730309	14730309	44.32	44.32	0.00	0.00	0.00
	Foreign								
(a)	Individuals (Non-Resident Individuals/Foreign Individuals)	1	3235254	3235254	9.73	9.73	0.00	0.00	0.00
(b)	Bodies Corporate	0	0	0	0.00	0.00	0.00	0.00	0.00
(c)	Institutions	0	0	0	0.00	0.00	0.00	0.00	0.00
(d)	Qualified Foreign Investors	0	0	0	0.00	0.00	0.00	0.00	0.00
(e)	Any Other (specify)	0	0	0	0.00	0.00	0.00	0.00	0.00
	Sub Total (A)(2)	1	3235254	3235254	9.73	9.73	0.00	0.00	0.00
	Total Shareholding of Promoter and Promoter Group (A)=(A)(1)+(A)(2)	6	17965563	17965563	54.05	54.05	0.00	0.00	0.00
(B)	Public shareholding								
(B)(1)	Institutions								
(a)	Mutual Funds/UTI	14	5340746	5340746	16.07	16.07	0.00	0.00	0.00
(b)	Financial Institutions / Banks	0	0	0	0.00	0.00	0.00	0.00	0.00
(c)	Central Government/State Government(s)	0	0	0	0.00	0.00	0.00	0.00	0.00
(d)	Venture Capital Funds	0	0	0	0.00	0.00	0.00	0.00	0.00
(e)	Insurance Companies	0	0	0	0.00	0.00	0.00	0.00	0.00
(f)	Foreign Institutional Investors	13	5654409	5654409	17.01	17.01	0.00	0.00	0.00
(g)	Foreign Venture Capital Investors	0	0	0	0.00	0.00	0.00	0.00	0.00
(h)	Qualified Foreign Investors	0	0	0	0.00	0.00	0.00	0.00	0.00
(i)	Any Other (specify)	0	0	0	0.00	0.00	0.00	0.00	0.00
	Sub Total (B) (1)	27	10995155	10995155	33.08	33.08	0.00	0.00	0.00




NSDL DATA: 31.12.2014

TD POWER SYSTEMS LIMITED
CDSL DATA: 31.12.2014

(I)(b)	Statement showing holding of securities (including shares, warrants, convertible securities) of persons belonging to the category "Promoter and Promoter Group"	Details of Shares held			Encumbered shares(*)			Details of warrants			Details of convertible securities			Total shares (including underlying shares assuming full conversion of warrants and convertible securities) as a % of diluted share capital
		Sr. No.	Name of the shareholder	Number of shares held	As a % of grand total (A)+(B)+(C)	No.	As a percentage (VI)=(V)/(III)*100	As a % of grand total (A)+(B)+(C) of sub clause (I)(a)	Number of warrants held	As a % total number of warrants of the same class	Number of convertible securities held	As a % total number of convertible securities of the same class		
(I)	(II)	(III)	(IV)	(V)	(VI)=(V)/(III)*100	(VII)	(VIII)	(IX)	(X)	(XI)	(XII)			
1	Sapphire Finman Services Private Limited	5026433	15.12	0.00	0.00	0.00	0.00	0.00	0.00	0.00	0.00	0.00		
2	Nikhil Kumar	4638664	13.96	0.00	0.00	0.00	0.00	0.00	0.00	0.00	0.00	0.00		
3	Hitoshi Matsuo	3235254	9.73	0.00	0.00	0.00	0.00	0.00	0.00	0.00	0.00	0.00		
4	Sofia Mohib Khericha	2084100	6.27	0.00	0.00	0.00	0.00	0.00	0.00	0.00	0.00	0.00		
5	Mohib N. Khericha	1846860	5.56	0.00	0.00	0.00	0.00	0.00	0.00	0.00	0.00	0.00		
6	Chartered Capital & Investment Limited	1134252	3.41	0.00	0.00	0.00	0.00	0.00	0.00	0.00	0.00	0.00		
	TOTAL	17965563	54.05	0.00	0.00	0.00	0.00	0.00	0.00	0.00	0.00	0.00		

(*) The term "encumbrance" has the same meaning as assigned to it in regulation 28(3) of SEBI (SAST) Regulations, 2011

For TD POWER SYSTEMS LIMITED


N. Shivatsa
Company Secretary

(1) (C) (i) Statement showing holding of securities (including shares, warrants, convertible securities) of persons belonging to the category "Public" and holding more than 1% of the total number of shares

Sr. No.	Name of the shareholder	Number of shares held	Shares as a percentage of total number of shares {i.e., Grand Total (A)+(B)+(C) Indicated in Statement at para (1)(a)}	Details of warrants			Details of convertible securities		Total shares (including underlying shares assuming full conversion of warrants and convertible securities) as a % of diluted share capital
				Number of warrants held	As a % total number of warrants of the same class	Number of convertible securities held	% w.r.t total number of convertible securities of the same class		
1	HDFC Trustee Company Limited - HDFC Prudence Fund, HDFC INFRASTRUCTURE FUND, HDFC CAPITAL BUILDER FUND, HDFC MF MONTHLY INCOME PLAN LONG TERM PLAN	2746000	8.26	0.00	0.00	0.00	0.00	0	
2	IDFC Sterling Equity Fund, IDFC TAX ADVANTAGE (ELSS) FUND	1536716	4.62	0.00	0.00	0.00	0.00	0	
3	Ironwood Investment Holdings	1338794	4.03	0.00	0.00	0.00	0.00	0	
4	India Value Fund IV	1218971	3.67	0.00	0.00	0.00	0.00	0	
5	Smallcap World Fund, Inc	1209982	3.64	0.00	0.00	0.00	0.00	0	
6	Toyo Denki Seizo KK	876270	2.64	0.00	0.00	0.00	0.00	0	
7	Baring India Private Equity Fund III Listed Investments Limited	805778	2.42	0.00	0.00	0.00	0.00	0	
8	Ontario Teachers' Pension Plan Board Managed By Arohi Asset Management Pte Ltd-NPQO	773850	2.33	0.00	0.00	0.00	0.00	0	
9	L AND T MUTUAL FUND TRUSTEE LTD-L AND T EQUITY FUND, L AND T MID CAP FUND, L AND T INFRASTRUCTURE FUND	612295	1.84	0.00	0.00	0.00	0.00	0	
10	Arohi Asset Management Pte Ltd. A/c Arohi Emerging Asia Master Fund	571807	1.72	0.00	0.00	0.00	0.00	0	
11	Beaver Investment Holdings	554076	1.67	0.00	0.00	0.00	0.00	0	
12	Citigroup Global Markets Mauritius Private Limited	478204	1.44	0.00	0.00	0.00	0.00	0	
13	Kotak Mahindra (International) Limited	478204	1.44	0.00	0.00	0.00	0.00	0	
14	RELIANCE CAPITAL TRUSTEE CO LTD-RELIANCE EQUITY LINKED SAVING FUND-SERIES-I, RELIANCE CAPITAL TRUSTEE CO, LTD-A/C RELIANCE DUAL ADVANTAGE FIXED TENURE FUND II PLAN G, RELIANCE CAPITAL TRUSTEE CO, LTD-A/C RELIANCE DUAL ADVANTAGE FIXED TENURE FUND II PLAN H	442422	1.33	0.00	0.00	0.00	0.00	0	
15	American Funds Insurance Series Global Small Capitalization Fund	343200	1.03	0.00	0.00	0.00	0.00	0	
TOTAL		13986569	42.08	0.00	0.00	0.00	0.00	0	

For TD POWER SYSTEMS LIMITED

N. Shivatsa
Company Secretary



NSDL DATA: 31.12.2014

TD POWER SYSTEMS LIMITED


CDSL DATA: 31.12.2014

(I)(c)(ii) Statement showing holding of securities (including shares, warrants, convertible securities) of persons (together with PAC) belonging to the category "Public" and holding more than 5% of the total number of shares of the company

Sr. No.	Name(s) of the shareholder(s) and the Persons Acting in Concert (PAC) with them	Number of shares	Shares as a percentage of total number of shares {i.e., Grand Total (A)+(B)+(C) indicated in Statement at para (1)(a)}	Details of warrants		Details of convertible securities		Total shares (including underlying shares assuming full conversion of warrants and
				Number of warrants	As a % total number of warrants of the same class	Number of convertible securities held	% w.r.t total number of convertible securities of the same	
1	HDFC Trustee Company Limited	2746000	8.26					
TOTAL		2746000	8.26					

For TD POWER SYSTEMS LIMITED

N. Shivatsa
N. Shivatsa
Company Secretary



TD POWER SYSTEMS LIMITED

NSDL DATA: 31.12.2014


CDSL DATA: 31.12.2014

(1)(d) Statement showing details of locked-in shares

Sr. No.	Name of the shareholder	Number of Locked in Shares	Locked-in shares as a percentage of total number of shares {i.e., Grand Total (A)+(B)+(C) indicated in Statement at para (I)(a) above}	Promoter/Promoter Group/Public
	NIL	NIL	NIL	NIL
	TOTAL	0	0	0

For TD POWER SYSTEMS LIMITED

N. Srivatsa
 N. Srivatsa
 Company Secretary



TD POWER SYSTEMS LIMITED

NSDL DATA: 31.12.2014


CDSL DATA: 31.12.2014

(II)(a) Statement showing details of Depository Receipts (DRs)

Sr. No.	Type of outstanding DR (ADRs, GDRs, SDRs, etc.)	Number of outstanding DRS	Number of shares underlying outstanding DRS	Shares underlying outstanding DRs as a percentage of total number of shares {i.e., Grand Total (A)+(B)+(C) indicated in Statement at para (1)(a) above}
NIL		NIL	NIL	NIL
TOTAL		0	0	0

For TD POWER SYSTEMS LIMITED

N. Srivatsa
N. Srivatsa
 Company Secretary



TD POWER SYSTEMS LIMITED


NSDL DATA: 31.12.2014

CDSL DATA: 31.12.2014

(II) (b) Statement showing holding of Depository Receipts (DRs), where underlying shares held by "Promoter / Promoter Group" are in excess of 1% of the total number of shares

Sr. No.	Name of the DR Holder	Type of outstanding DR (ADRs, GDRs, SDRs, etc.)	Number of shares underlying outstanding DRs	Shares underlying outstanding DRs as a percentage of total number of shares {i.e., Grand Total (A)+(B)+(C) indicated in Statement at para (I)(a) above}
	NIL		NIL	NIL
	TOTAL		0	0

For TD POWER SYSTEMS LIMITED



N. Srivatsa
N. Srivatsa
 Company Secretary