



(U) (a) Statement showing Shareholding Pattern


Name of the Company: SYNCOM HEALTHCARE LIMITED			
Scrip Code, Name of the scrip, class of security: 533157			
Quarter ended: 31.03.2015			
	BSE-	NSE-	; Equity
Partly paid-up shares:-			
Held by Promoter / Promoter Group	0		As a % of total no. of partly paid-up shares
Held by public	0		0.0000
Total	0		0.0000
Outstanding convertible securities:-			
Held by Promoter / Promoter Group	0		As a % of total No. of outstanding convertible securities
Held by public	0		0.0000
Total	0		0.0000
Warrants:-			
Held by Promoter / Promoter Group	0		As a % of total no. of warrants
Held by public	0		0.0000
Total	0		0.0000
Total paid-up capital of the company assuming full conversion of warrants and convertible securities			
400000000			



Category Code	Category of shareholder	Number of shareholders	Total number of shares	Number of shares held in dematerialised form	Total shareholding as a		Shares pledged or otherwise encumbered	As a percentage (IX) = (VIII)/(IV)*100
					As a percentage of (A+B) (VI)	As a percentage of (A+B+C) (VII)		
(I)	(II)	(III)	(IV)	(V)	(VI)	(VII)	(VIII)	(IX)
(A)	Promoter and Promoter Group							
1	Indian							
(a)	Individuals/Hindu Undivided Family	8	10000000	9951537	32.9761	25.0000	0	0.0000
(b)	Central Government/State Government(s)	0	0	0	0.0000	0.0000	0	0.0000
(c)	Bodies Corporate	0	0	0	0.0000	0.0000	0	0.0000
(d)	Financial Institutions / Banks	0	0	0	0.0000	0.0000	0	0.0000
(e)	Any Other (specify)	0	0	0	0.0000	0.0000	0	0.0000
2	Sub Total (A)(1)	8	10000000	9951537	32.9761	25.0000	0	0.0000
2	Foreign							
(a)	Individuals (Non-Resident Individuals/ Foreign Individuals)	0	0	0	0.0000	0.0000	0	0.0000
(b)	Bodies Corporate	0	0	0	0.0000	0.0000	0	0.0000
(c)	Institutions	0	0	0	0.0000	0.0000	0	0.0000
(d)	Qualified Foreign Investors	0	0	0	0.0000	0.0000	0	0.0000
(e)	Any Other (specify)	0	0	0	0.0000	0.0000	0	0.0000
	Sub Total (A)(2)	0	0	0	0.0000	0.0000	0	0.0000
	Total Shareholding of Promoter and Promoter Group (A)=(A)(1)+(A)(2)	8	10000000	9951537	32.9761	25.0000	0	0.0000
(B)	Public shareholding							
1	Institutions							
(a)	Mutual Funds/UTI	0	0	0	0.0000	0.0000	-	-
(b)	Financial Institutions / Banks	0	0	0	0.0000	0.0000	-	-
(c)	Central Government/State Government(s)	0	0	0	0.0000	0.0000	-	-
(d)	Venture Capital Funds	0	0	0	0.0000	0.0000	-	-
(e)	Insurance Companies	0	0	0	0.0000	0.0000	-	-
(f)	Foreign Institutional Investors	3	2479000	2479000	8.1748	6.1975	-	-
(g)	Foreign Venture Capital Investors	0	0	0	0.0000	0.0000	-	-
(h)	Qualified Foreign Investors	0	0	0	0.0000	0.0000	-	-
(i)	Any Other (specify)	0	0	0	0.0000	0.0000	-	-
2	Sub Total (B) (1)	3	2479000	2479000	8.1748	6.1975	0	-
(a)	Non-institutions							
(a)	Bodies Corporate	228	1580867	1580867	5.2131	3.9522	-	0.0000
(b) (i)	Individuals - shareholders holding nominal share capital up to Rs 1 Lakh	14644	9275169	9275164	30.5859	23.1879	-	0.0000
(ii)	Individual shareholders holding nominal share capital in excess of Rs. 1 Lakh	177	5721940	5721940	18.8687	14.3049	-	-




Category code	Category of shareholder	Number of shareholders	Total number of shares	Number of shares held in dematerialised form	Total shareholding as a percentage of total number of			Shares pledged or otherwise encumbered	As a percentage (IX) = (VIII)/(IV)*100
					As a percentage of (A+B) (VI)	As a percentage of (A+B+C) (VII)	Number of shares (VIII)		
(I)	(II)	(III)	(IV)	(V)	(VI)	(VII)	(VIII)		
(c)	Qualified Foreign Investors	0	0	0	0.0000	0.0000	-	-	-
(d)	Any Other								
i	Non Resident Indians (Repatriation)	76	433249	433249	1.4287	1.0831	-	-	-
ii	Non Resident Indians (Non Repatriation)	15	36087	36087	0.1190	0.0902	-	-	-
iii	Overseas Bodies Corporates				0.0000	0.0000	-	-	-
iv	Clearing Member	94	798688	798688	2.6338	1.9967	-	-	0.0000
v	Directors / Relatives				0.0000	0.0000	-	-	-
vi	Foreign Nationals				0.0000	0.0000	-	-	-
vii	Trusts				0.0000	0.0000	-	-	-
	Sub Total (B)(2)	15244	17946000	17945995	58.8491	44.6150	0	0.0000	0.0000
	Total Public Shareholding Public Group (B)=(B)(1)+(B)(2)	15247	20325000	20324995	67.0239	50.8125	0	0.0000	0.0000
	Total (A)+(B)	15255	30325000	30276532	100.0000	75.8125	0	0.0000	0.0000
(C)	Shares held by custodians and against which Depository Receipts have been issued								
i	Promoter and Promoter group	0	0	0	0.0000	0.0000	0	0.0000	0.0000
ii	Public	1	9675000	9675000	0.0000	24.1875	0	0.0000	0.0000
	Sub Total (C)	1	9,675,000	9,675,000	0	24.1875	0	0	0
	GRAND TOTAL (A)+(B)+(C)	15256	40000000	39951532	100.0000	100.0000	0	0.0000	0.0000



(1)(b) Statement showing holding of securities (including shares, warrants, convertible securities) of persons belonging to the category "Promoter and Promoter Group"

	(I)	(II)	Details of Shares held		Encumbered shares			Details of warrants		Details of convertible securities		Total shares (including underlying shares assuming full conversion of warrants and convertible securities) as a % of diluted share capital
			Number of shares held	As a % of grand total (A)+(B)+(C)	No.	As a percentage (VI)=(V)/(III)*100	As a % of grand total (A)+(B)+(C) of sub-clause (I)(a)	Number of warrants held	As a % total number of warrants of the same class	Number of convertible securities held	As a % total number of convertible securities of the same class	
(I)	(II)	(III)	(IV)	(V)	(VI)=(V)/(III)*100	(VII)	(VIII)	(IX)	(X)	(XI)	(XII)	
1	ALAY SHANKARLAL BANKDA (ADHPB2851J)	6217206	15.5430	0	0.00	0.00	0	0	0	0	0	
2	JYOTI BANKDA (ADHPB2855N)	3459101	8.6478	0	0.00	0.00	0	0	0	0	0	
3	PRATIK BANKDA (AKSPB2305D)	273493	0.6837	0	0.00	0.00	0	0	0	0	0	
4	ALAY SHANKARLAL BANKDA HUF (AABHA8720J)	50000	0.1250	0	0.00	0.00	0	0	0	0	0	
5	JAGDISH PRASAD BAGARIA (AAEPB0276F)	100	0.0003	0	0.00	0.00	0	0	0	0	0	
6	UMA DEVI BAGARIA (AALPB7912M)	100	0.0003	0	0.00	0.00	0	0	0	0	0	
TOTAL		10000000	25.0000	0	0.00	0.00	0	0	0	0	0	




(1)(c)(i) Statement showing holding of securities (including shares, warrants, convertible securities) of persons belonging to the category "Public" and holding more than 1% of the total number of shares

Sr. No.	Name of the shareholder	Number of shares held	Shares as a percentage of total number of shares [i.e., Grand Total (A)+(B)+(C) indicated in Statement at para (1)(a) above]	Details of warrants		Details of convertible securities		Total shares (including underlying shares assuming full conversion of warrants and convertible securities) as a % of diluted share capital
				Number of warrants held	As a % total number of warrants of the same class	Number of convertible securities held	% w.r.t total number of convertible securities of the same class	
1	CLAREVILLE CAPITAL OPPORTUNITIES MASTER FUND LIMITED	1925000	4.8125					
2	ALBULA INVESTMENT FUND LTD (AAHCA3597Q)	554000	1.3850					
			0.0000					
			0.0000					
			6.1975					
	TOTAL	2479000						




(1)(c)(ii) Statement showing holding of securities (including shares, warrants, convertible securities) of persons (together with PAC) belonging to the category "Public" and holding more than 5% of the total number of shares of the company

Sr. No.	Name(s) of the shareholder(s) and the Persons Acting in Concert (PAC) with them	Number of shares	Shares as a percentage of total number of shares i.e., Grand Total (A)+(B)+(C) indicated in Statement at para (1)(a) above	Details of warrants		Details of convertible securities		Total shares (including underlying shares assuming full conversion of warrants and convertible securities) as a % of diluted share capital
				Number of warrants	As a % total number of warrants of the same class	Number of convertible securities held	% w.r.t total number of convertible securities of the same class	
1	NIL		NIL					
	TOTAL	0	0.0000					




(1)(d) Statement showing details of locked-in shares

Sr. No.	Name of the shareholder	Number of Locked in Shares	Locked-in shares as a percentage of total number of shares {i.e., Grand Total (A)+(B)+(C) indicated in Statement at para (1)(a) above}			Promoter/Promoter Group/Public
1	NIL	NIL	NIL			NIL
	TOTAL	NIL	NIL			



(II)(a)	Statement showing details of Depository Receipts (DRs)			
Sr. No.	Type of outstanding DR (ADRs, GDRs, SDRs, etc.)	Number of outstanding DRs	Number of shares underlying outstanding DRs	Shares underlying outstanding DRs as a percentage of total number of shares {i.e., Grand Total (A)+(B)+(C) indicated in Statement at para (I)(a) above}
1	THE BANK OF NEW YORK MELLON, DR	9675000	9675000	24.1875
TOTAL		9675000	9675000	24.1875



Statement showing holding of Depository Receipts (DRs), where underlying shares held by "Promoter/Promoter Group" are in excess of 1% of the total number of shares

(II) (b)

Sr. No.	Name of the DR Holder	Type of outstanding DR (ADRs, GDRs, SDRs, etc.)	Number of shares underlying outstanding DRs	Shares underlying outstanding DRs as a percentage of total number of shares {i.e., Grand Total (A)+(B)+(C) indicated in Statement at para (I)(a) above}
1	NIL	NIL	NIL	NIL
TOTAL			NIL	NIL

