


(f) (a) Statement showing Shareholding Pattern

Name of the Company: SYNCOM HEALTHCARE LIMITED		BSE-	NSE-	; Equity
Scrip Code, Name of the scrip, class of security:				
Quarter ended: 31.03.2014				
Partly paid-up shares:-	No. of partly paid-up shares	As a % of total no. of partly paid-up shares	As a % of total no. of shares of the company	
Held by Promoter / Promoter Group	0	0.0000	0.0000	
Held by public	0	0.0000	0.0000	
Total	0	0.0000	0.0000	
Outstanding convertible securities:-	No. of outstanding securities	As a % of total No. of outstanding convertible securities	As a % of total no. of shares of the company, assuming full conversion of the convertible securities	
Held by Promoter / Promoter Group	0	0.0000	0.0000	
Held by public	0	0.0000	0.0000	
Total	0	0.0000	0.0000	
Warrants:-	No. of warrants	As a % of total no. of warrants	As a % of total no. of shares of the company, assuming full conversion of warrants	
Held by Promoter / Promoter Group	0	0.0000	0.0000	
Held by public	0	0.0000	0.0000	
Total	0	0.0000	0.0000	
Total paid-up capital of the company assuming full conversion of warrants and convertible securities			40000000	



Category Code	Category of shareholder	Number of shareholders	Total number of shares	Number of shares held in dematerialised form	Total shareholding as a percentage of total number of		Shares pledged or otherwise encumbered	
					of (A+B) (VI)	percentage of (A+B+C) (VII)	Number of shares (VIII)	As a percentage (IX) = (VIII)/(IV)*100
(I)	(II)	(III)	(IV)	(V)	(VI)	(VII)	(VIII)	(IX)
(A)	Promoter and Promoter Group							
1	Indian							
(a)	Individuals/Hindu Undivided Family	7	9951537	9951537	39.6871	24.8788	0	0.0000
(b)	Central Government/State Government(s)	0	0	0	0.0000	0.0000	0	0.0000
(c)	Bodies Corporate	0	0	0	0.0000	0.0000	0	0.0000
(d)	Financial Institutions / Banks	0	0	0	0.0000	0.0000	0	0.0000
(e)	Any Other (specify)	0	0	0	0.0000	0.0000	0	0.0000
	Sub Total (A)(1)	7	9951537	9951537	39.6871	24.8788	0	0.0000
2	Foreign							
(a)	Individuals (Non-Resident Individuals/Foreign Individuals)	0	0	0	0.0000	0.0000	0	0.0000
(b)	Bodies Corporate	0	0	0	0.0000	0.0000	0	0.0000
(c)	Institutions	0	0	0	0.0000	0.0000	0	0.0000
(d)	Qualified Foreign Investors	0	0	0	0.0000	0.0000	0	0.0000
(e)	Any Other (specify)	0	0	0	0.0000	0.0000	0	0.0000
	Sub Total (A)(2)	0	0	0	0.0000	0.0000	0	0.0000
	Total Shareholding of Promoter and Promoter Group (A)=(A)(1)+(A)(2)	7	9951537	9951537	39.6871	24.8788	0	0.0000
(B)	Public shareholding							
1	Institutions							
(a)	Mutual Funds/UTI	0	0	0	0.0000	0.0000	-	-
(b)	Financial Institutions / Banks	0	0	0	0.0000	0.0000	-	-
(c)	Central Government/State Government(s)	0	0	0	0.0000	0.0000	-	-
(d)	Venture Capital Funds	0	0	0	0.0000	0.0000	-	-
(e)	Insurance Companies	0	0	0	0.0000	0.0000	-	-
(f)	Foreign Institutional Investors	4	4229000	4229000	16.8654	10.5725	-	-
(g)	Foreign Venture Capital Investors	0	0	0	0.0000	0.0000	-	-
(h)	Qualified Foreign Investors	0	0	0	0.0000	0.0000	-	-
(i)	Any Other (specify)	0	0	0	0.0000	0.0000	-	-
	Sub Total (B) (1)	4	4229000	4229000	16.8654	10.5725	0	0.0000
2	Non-institutions							
(a)	Bodies Corporate	232	4116467	4116467	16.4166	10.2912	-	0.0000
(b) (i)	Individuals - shareholders holding nominal share capital up to Rs 1 Lakh	12515	4732529	4732524	18.8735	11.8313	-	0.0000
(ii)	Individual shareholders holding nominal share capital in excess of Rs. 1 Lakh	60	1605657	1557194	6.4034	4.0141	-	-




Category code	Category of shareholder	Number of shareholders	Total number of shares	Number of shares held in dematerialised form	Total shareholding as a percentage of total number of		Shares pledged or otherwise encumbered	As a percentage (IX) = (VIII)/(IV)*100
					As a percentage of (A+B) (VI)	As a percentage of (A+B+C) (VII)		
(I)								
(c)	Qualified Foreign Investors	0	0	0	0	0.0000	0	-
(d)	Any Other							
i	Non Resident Indians (Repat)	42	78141	78141		0.3116		0.1954
ii	Non Resident Indians (Non Repat)	8	3164	3164		0.0126		0.0079
iii	Overseas Bodies Corporates					0.0000		0.0000
iv	Clearing Member	93	358505	358505		1.4297		0.8963
v	Directors / Relatives					0.0000		0.0000
vi	Foreign Nationals					0.0000		0.0000
vii	Trusts					0.0000		0.0000
	Sub Total (B)(2)	12950	10894463	10845995		43.4475	0	0.0000
	Total Public Shareholding Public Group	12954	15123463	15074995		60.3129	0	0.0000
	(B)=(1)+(B)(2)	12961	25075000	25026532		100.0000	0	0.0000
	Total (A)+(B)							
(C)	Shares held by custodians and against which Depository Receipts have been issued							
i	Promoter and Promoter group	0	0	0		0.0000		0.0000
ii	Public	1	14925000	14925000		0.0000		0.0000
	Sub Total (C)	1	14,925,000	14,925,000		0	0	0
	GRAND TOTAL (A)+(B)+(C)	12962	40000000	39951532		100.0000	0	0.0000



(I)(b) Statement showing holding of securities (including shares, warrants, convertible securities) of persons belonging to the category "Promoter and Promoter Group"

Sr. No.	Name of the shareholder	Details of Shares held		Encumbered shares		Details of warrants		Details of convertible securities		Total shares (including underlying shares assuming full conversion of warrants and convertible securities) as a % of diluted share of capital	
		Number of shares held	As a % of grand total (A)+(B)+(C)	No.	As a percentage of sub-clause (I)(a)	As a % of grand total (A)+(B)+(C)	Number of warrants held	As a % total number of warrants of the same class	Number of convertible securities held		As a % total number of convertible securities of the same class
(I)	(II)	(III)	(IV)	(V)	(VI)=(V)/(III)*100	(VII)	(VIII)	(IX)	(X)	(XI)	(XII)
1	AJAY SHANKARLAL BANKDA (ADHPB2851J)	6217206	15.5430	0	0.00	0.00	0	0	0	0	0
2	JYOTI BANKDA (ADHPB2855N)	3459101	8.6478	0	0.00	0.00	0	0	0	0	0
3	PRATIK BANKDA (AKSPB2305D)	225030	0.5626	0	0.00	0.00	0	0	0	0	0
4	AJAY SHANKARLAL BANKDA HUF (AABHA8720J)	50000	0.1250				0	0	0	0	0
5	JAGDISH PRASAD BAGARIA (AAEPB0276F)	100	0.0003	0	0.00	0.00	0	0	0	0	0
6	UMA DEVI BAGARIA (AAJPB7912M)	100	0.0003	0	0.00	0.00	0	0	0	0	0
	TOTAL	9951537	24.8788	0	0.00	0.00	0	0	0	0	0




(l)(c)(i) Statement showing holding of securities (including shares, warrants, convertible securities) of persons belonging to the category "Public" and holding more than 1% of the total number of shares

Sr. No.	Name of the shareholder	Number of shares held	Shares as a percentage of total number of shares i.e., Grand Total (A)+(B)+(C) indicated in Statement at para (l)(a) above	Details of warrants		Details of convertible securities		Total shares (including underlying shares assuming full conversion of warrants and convertible securities) as a % of diluted share capital
				Number of warrants held	As a % total number of warrants of the same class	Number of convertible securities held	% w.r.t total number of convertible securities of the same class	
1	CLAREVILLE CAPITAL OPPORTUNITIES MASTER FUND LIMITED	1925000	4.8125					
2	HIGHBLUESKY EMERGING MARKET FUND	1750000	4.3750					
3	SHIRAM CREDIT COMPANY LIMITED	949000	2.3725					
4	EL Dorado Biotech Pvt. Ltd.	940000	2.3500					
5	ALBULA INVESTMENT FUND LTD	554000	1.3850					
6	(AAHCA3597C) SUNFLOWER BROKING PRIVATE LIMITED	546822	1.3671					
7	NIRMAL BANG SECURITIES PVT LTD (AAACN7369L)	403721	1.0093					
	TOTAL	7068543	17.6714					

(l)(c)(ii) Statement showing holding of securities (including shares, warrants, convertible securities) of persons (together with PAC) belonging to the category "Public" and holding more than 5% of the total number of shares of the company

Sr. No.	Name(s) of the shareholder(s) and the Persons Acting in Concert (PAC) with them	Number of shares	Shares as a percentage of total number of shares i.e., Grand Total (A)+(B)+(C) indicated in Statement at para (l)(a) above	Details of warrants		Details of convertible securities		Total shares (including underlying shares assuming full conversion of warrants and convertible securities) as a % of diluted share capital
				Number of warrants	As a % total number of warrants of the same class	Number of convertible securities held	% w.r.t total number of convertible securities of the same class	
1	NIL	NIL	NIL					
	TOTAL	0	0.0000					



(I)(d) Statement showing details of locked-in shares

Sr. No.	Name of the shareholder	Number of Locked in Shares	Locked-in shares as a percentage of total number of shares [i.e., Grand Total (A)+(B)+(C) indicated in Statement at para (I)(a) above]	Promoter/Promoter Group/Public
1	NIL	NIL	NIL	NIL
	TOTAL	NIL	NIL	



Statement showing details of Depository Receipts (DRs)					
(II)(a)	Sr. No.	Type of outstanding DR (ADRs, GDRs, SDRs, etc.)	Number of outstanding DRs	Number of shares underlying outstanding DRs	Shares underlying outstanding DRs as a percentage of total number of shares {i.e., Grand Total (A)+(B)+(C) indicated in Statement at para (I)(a) above}
	1	THE BANK OF NEW YORK MELLON, DR	14925000	14925000	37.3125
		TOTAL	14925000	14925000	37.3125



Statement showing holding of Depository Receipts (DRs), where underlying shares held by "Promotee/Promoter Group" are in excess of 1% of the total number of shares

(III) (b)

Sr. No.	Name of the DR Holder	Type of outstanding DR (ADRs, GDRs, SDRs, etc.)	Number of shares underlying outstanding DRs	Shares underlying outstanding DRs as a percentage of total number of shares [i.e., Grand Total (A)+(B)+(C) indicated in Statement at para (I)(a) above}
1	NIL	NIL	NIL	NIL
TOTAL			NIL	NIL

