


## Introductory sub-table (I)(a)

Name of the Company: SYMPHONY LIMITED Script Code No. 517385 Class of Security : EQUITY Face Value Rs. 2/-			
Quarter ended: 30.09.2014			
Partly paid-up shares	No. of partly paid-up shares	As a % of total no. of partly paid-up shares	As a % of total no. of shares of the company
Held by promoter/promoter group	0	0	0
Held by public	0	0	0
<b>Total</b>	<b>0</b>	<b>0</b>	<b>0</b>
Outstanding convertible securities	No. of outstanding securities	As a % of total no. of outstanding convertible securities	As a % of total no. of shares of the company, assuming full conversion of the convertible securities
Held by promoter/promoter group	0	0	0
Held by public	0	0	0
<b>Total</b>	<b>0</b>	<b>0</b>	<b>0</b>
Warrants	No. of warrants	As a % of total no. of warrants	As a % of total no. of shares of the company, assuming full conversion of warrants
Held by promoter/promoter group	0	0	0
Held by public	0	0	0
<b>Total</b>	<b>0</b>	<b>0</b>	<b>0</b>
<b>Total paid-up capital of the company, assuming full conversion of warrants and convertible securities</b>			<b>34978500</b>



Statement Showing Shareholding Pattern as on 30.09.2014

Table I(a)

Category Code	Category of Shareholder(s)	Number of Shareholder(s)	Total Number of shares	Number of shares held in Dematerialised Form	Total shareholding as a percentage of total number of shares		Shares pledged or otherwise encumbered	
					As a percentage of (A+B)	As a percentage of (A+B+C)	Number of shares	As a percentage
<b>(A)</b>	<b>Shareholding of Promoter and Promoter Group</b>							
<b>(1)</b>	<b>Indian</b>							
(a)	Individuals/ Hindu Undivided Family	7	19992270	19992270	57.16	57.16	0	0.00
(b)	Central Government/ State Government(s)	0	0	0	0.00	0.00	0	0.00
(c)	Bodies Corporate	2	6241600	6241600	17.84	17.84	0	0.00
(d)	Financial Institutions/ Banks	0	0	0	0.00	0.00	0	0.00
(e)	Any Others(Specify)	0	0	0	0.00	0.00	0	0.00
	<b>SUB TOTAL (A)(1)</b>	<b>9</b>	<b>26233870</b>	<b>26233870</b>	<b>75.00</b>	<b>75.00</b>	<b>0</b>	<b>0</b>
<b>(2)</b>	<b>Foreign</b>							
(a)	Individuals (Non-Residents Individuals/Foreign Individuals)	0	0	0	0.00	0.00	0	0.00
(b)	Bodies Corporate	0	0	0	0.00	0.00	0	0.00
(c)	Institutions	0	0	0	0.00	0.00	0	0.00
(d)	Qualified Foreign Investor	0	0	0	0.00	0.00	0	0.00
(e)	Any Others(Specify)	0	0	0	0.00	0.00	0	0.00
	<b>SUB TOTAL (A)(2)</b>	<b>0</b>	<b>0</b>	<b>0</b>	<b>0.00</b>	<b>0.00</b>	<b>0</b>	<b>0.00</b>
	<b>Total Shareholding of Promoter and Promoter Group (A)= (A)(1)+(A)(2)</b>	<b>9</b>	<b>26233870</b>	<b>26233870</b>	<b>75.00</b>	<b>75.00</b>	<b>0</b>	<b>0</b>
<b>(B)</b>	<b>Public Shareholding</b>							
<b>(1)</b>	<b>Institutions</b>							
(a)	Mutual Funds/ UTI	10	888355	866855	2.54	2.54	N.A.	N.A.
(b)	Financial Institutions / Banks	2	5551	5551	0.02	0.02	N.A.	N.A.
(c)	Central Government/ State Government(s)	0	0	0	0.00	0.00	N.A.	N.A.
(d)	Venture Capital Funds	0	0	0	0.00	0.00	N.A.	N.A.
(e)	Insurance Companies [Note 1]	1	41309	41309	0.12	0.12	N.A.	N.A.
(f)	Foreign Institutional Investors	12	1323736	1320736	3.78	3.78	N.A.	N.A.
(g)	Foreign Venture Capital Investors	0	0	0	0.00	0.00	N.A.	N.A.
(h)	Qualified Foreign Investor	0	0	0	0.00	0.00	N.A.	N.A.
(i)	Any Other (specify)	0	0	0	0.00	0.00	N.A.	N.A.
	<b>SUB TOTAL (B)(1)</b>	<b>25</b>	<b>2258951</b>	<b>2234451</b>	<b>6.46</b>	<b>6.46</b>	<b>N.A.</b>	<b>N.A.</b>
<b>(2)</b>	<b>Non - Institutions</b>							
(a)	Bodies Corporate [Note 2]	316	2526227	2496227	7.22	7.22	N.A.	N.A.
(b)	Individuals [Note 2]						N.A.	N.A.
	i) Individual Shareholders holding nominal share capital up to Rs.1 Lakh	7065	2995844	1971869	8.56	8.56	N.A.	N.A.
	ii) Individual Shareholders holding nominal share capital in excess of Rs.1 Lakh	5	648262	648262	1.85	1.85	N.A.	N.A.
(c)	Qualified Foreign Investor	0	0.00	0.00	0.00	0.00	N.A.	N.A.
(d)	Any Other (specify)						N.A.	N.A.
(d-i)	Non Resident (Non-Rep)	58	31582	31582	0.09	0.09	N.A.	N.A.
(d-ii)	Non Resident (Rep)	350	277893	139893	0.79	0.79	N.A.	N.A.
(d-iii)	Trust	1	600	600	0.00	0.00	N.A.	N.A.
(d-iv)	Clearing Members	60	5271	5271	0.02	0.02	N.A.	N.A.
	<b>SUB TOTAL (B)(2)</b>	<b>7855</b>	<b>6485679</b>	<b>5293704</b>	<b>18.54</b>	<b>18.54</b>	<b>N.A.</b>	<b>N.A.</b>
	<b>TOTAL Public Shareholding(B) = (1) + (2)</b>	<b>7880</b>	<b>8744630</b>	<b>7528155</b>	<b>25.00</b>	<b>25.00</b>	<b>N.A.</b>	<b>N.A.</b>
	<b>TOTAL (A)+(B)</b>	<b>7889</b>	<b>34978500</b>	<b>33762025</b>	<b>100.00</b>	<b>100.00</b>	<b>-</b>	<b>-</b>
<b>(C)</b>	<b>Shares held by Custodians and against which Depository Receipts have been issued</b>				N.A.		N.A.	N.A.
<b>1</b>	<b>Promoter and Promoter Group</b>	N.A.	N.A.	N.A.	N.A.	N.A.	N.A.	N.A.
<b>2</b>	<b>Public</b>	N.A.	N.A.	N.A.	N.A.	N.A.	N.A.	N.A.
	<b>GRAND TOTAL (A) + (B) + (C)</b>	<b>7889</b>	<b>34978500</b>	<b>33762025</b>	<b>100.00</b>	<b>100.00</b>	<b>0</b>	<b>0</b>

Note

1	Insurance Company which is a body corporate is classified under head Insurance Companies.
2	Includes 8,89,505 equity shares (2.54%) held by two bodies corporate aggregating 5,95,000 equity shares in which Mr. Nrupesh Shah, Executive Director, is substantially interested as promoter of these bodies corporate and 2,94,505 equity shares held by him and his family. These have been disclosed in Annual Reports.
	Includes 500 equity shares held by Mr. Himanshu Shah, Independent Director. This has been disclosed in Annual Reports.
3	N.A. means Not Applicable.



(I)(b) Statement showing holding of securities (including shares, warrants, convertible securities) of persons belonging to the category "Promoter and Promoter Group"


Sr. No.	Name of the shareholder	Details of Shares held		Encumbered shares (*)			Details of warrants		Details of convertible securities		Total shares (including underlying shares assuming full conversion of warrants and convertible securities) as a % of diluted share capital
		Number of shares held	As a % of grand total (A)+(B)+(C)	No.	As a percentage (VI)=(V)/(III)*100	As a % of grand total (A)+(B)+(C) of sub-clause (I)(a)	Number of warrants held	As a % total number of warrants of the same class	Number of convertible securities held	As a % total number of convertible securities of the same class	
(I)	(II)	(III)	(IV)	(V)	(VI)	(VII)	(VIII)	(IX)	(X)	(XI)	(XII)
1	ACHAL ANIL BAKERI	14631800	41.83	0	0.00	0.00	0	0	0	0	41.83
2	ORAS INVESTMENTS PVT LTD	3221800	9.21	0	0.00	0.00	0	0	0	0	9.21
3	PARATAM INVESTMENTS PVT LTD	3019800	8.63	0	0.00	0.00	0	0	0	0	8.63
4	JONAKI ACHAL BAKERI	1579360	4.52	0	0.00	0.00	0	0	0	0	4.52
5	HIRVA ACHAL BAKERI	1579360	4.52	0	0.00	0.00	0	0	0	0	4.52
6	ACHAL ANIL BAKERI	1200000	3.43	0	0.00	0.00	0	0	0	0	3.43
7	PAVAN BAKERI	602000	1.72	0	0.00	0.00	0	0	0	0	1.72
8	RUPA ACHAL BAKERI	389750	1.11	0	0.00	0.00	0	0	0	0	1.11
9	HANSA BAKERI	10000	0.03	0	0.00	0.00	0	0	0	0	0.03
<b>TOTAL</b>		<b>26233870</b>	<b>75.00</b>	<b>0</b>	<b>0.00</b>	<b>0.00</b>	<b>0</b>	<b>0</b>	<b>0</b>	<b>0</b>	<b>75.00</b>

(\*) The term "encumbrance" has the same meaning as assigned to it in regulation 28(3) of the SAST Regulations, 2011



(I)(c)(i) Statement showing holding of securities (including shares, warrants, convertible securities) of persons belonging to the category "Public" and holding more than 1% of the total number of shares

Sr. No.	Name of the shareholder	Number of shares held	Shares as a percentage of total number of shares {i.e., Grand Total (A)+(B)+(C) indicated in Statement at para (I)(a) above}	Details of warrants		Details of convertible securities		Total shares (including underlying shares assuming full conversion of warrants and convertible securities) as a % of diluted share capital
				Number of warrants held	As a % total number of warrants of the same class	Number of convertible securities held	% w.r.t total number of convertible securities of the same class	
1	ROWENTA NETWORKS PRIVATE LIMITED	1341475	3.84	0	0	0	0	3.84
2	MATTHEWS INDIA FUND	1126560	3.22	0	0	0	0	3.22
3	AXIS MUTUAL FUND TRUSTEE LIMITED A/C AXIS MUTUAL FUND A/C AXIS LONG TERM EQUITY FUND	379006	1.08					1.08
<b>TOTAL</b>		<b>2847041</b>	<b>8.14</b>	<b>0</b>	<b>0</b>	<b>0</b>	<b>0</b>	<b>8.14</b>



**(I)(c)(ii) Statement showing holding of securities (including shares, warrants, convertible securities) of persons (together with PAC) belonging to the category "Public" and holding more than 5% of the total number of shares of the company**

Sr. No.	Name of the shareholder	Number of shares	Shares as a percentage of total number of shares {i.e., Grand Total (A)+(B)+(C) indicated in Statement at para (I)(a) above}	Details of warrants		Details of convertible securities		Total shares (including underlying shares assuming full conversion of warrants and convertible securities) as a % of diluted share capital
				Number of warrants	As a % total number of warrants of the same class	Number of convertible securities held	% w.r.t total number of convertible securities of the same class	
1	Nil	0	0	0	0	0	0	0
<b>TOTAL</b>		<b>0</b>	<b>0</b>	<b>0</b>	<b>0</b>	<b>0</b>	<b>0</b>	<b>0</b>




(I)(d) Statement showing details of locked-in shares

Sr. No.	Name of the shareholder	Number of locked-in shares	Locked-in shares as a percentage of total number of shares {i.e., Grand Total (A)+(B)+(C) indicated in Statement at para (I)(a) above}
1	NIL	0	0.00
<b>TOTAL</b>		<b>0</b>	<b>0.00</b>



(II)(a) Statement showing details of Depository Receipts (DRs)

Sr. No.	Type of outstanding DR (ADRs, GDRs, SDRs, etc.)	Number of outstanding DRs	Number of shares underlying outstanding DRs	Shares underlying outstanding DRs as a percentage of total number of shares {i.e., Grand Total (A)+(B)+(C) indicated in Statement at para (I)(a) above}
1	NIL	0	0	0.00
<b>TOTAL</b>		<b>0</b>	<b>0</b>	<b>0.00</b>



(II)(b) Statement showing holding of Depository Receipts (DRs), where underlying shares held by 'promoter/promoter group' are in excess of 1% of the total number of shares

Sr. No.	Name of the DR Holder	Type of outstanding DR (ADRs, GDRs, SDRs, etc.)	Number of shares underlying outstanding DRs	Shares underlying outstanding DRs as a percentage of total number of shares {i.e., Grand Total (A)+(B)+(C) indicated in Statement at para (I)(a) above}
1	NIL		0	0
<b>TOTAL</b>			<b>0</b>	<b>0</b>

