

| (1)(a) STATEMENT SHOWING SHAREHOLDING PATTERN IN CLAUSE-35 | | | |
|--|------------------------------------|--|---|
| NAME OF THE COMPANY | SUVEN LIFE SCIENCES LIMITED | | |
| SCRIP CODE | 530239 | NAME OF THE SCRIP | SUVEN |
| QUARTER ENDED | 30/06/2014 | CLASS OF SECURITY | EQUITY |
| Partly paid-up shares | No. of partly paid-up shares | As a % of total no. of partly paid-up shares | As a % of total no. of shares of the Company. |
| Held by promoter/ promoter group | 0 | 0 | 0 |
| Held by Public | 0 | 0 | 0 |
| Total: | 0 | 0 | 0 |
| Outstanding convertible securities: | No. of outstanding securities | As a % of total no. of outstanding convertible securities. | As a % of total no. of shares of the Company assuming full conversion of the convertible securities |
| Held by promoter/ promoter group | 0 | 0 | 0 |
| Held by Public | 0 | 0 | 0 |
| Total: | 0 | 0 | 0 |
| Warrants: | No. of warrants | As a % of total no. of warrants | As a % of total no. of shares of the Company, assuming full conversion of warrants |
| Held by promoter/ promoter group | 0 | 0 | 0 |
| Held by Public | 0 | 0 | 0 |
| Total: | 0 | 0 | 0 |
| Total paid-up capital of the Company, assuming full conversion of warrants and convertible securities | 116828788 | 0 | 100.00 |

For Suven Life Sciences Limited



K Hanumantha Rao
Company Secretary

| Category code | Category of shareholder | Number of shareholders | Total Number of shares | Number of shares held in dematerialized form | Total shareholding as a percentage of total number of shares | | Shares Pledged or otherwise encumbered | |
|---------------|--|------------------------|------------------------|--|--|-------------------|--|------------------------------|
| | | | | | As a % of (A+B) ¹ | As a % of (A+B+C) | No. of shares | As a % |
| (I) | (II) | (III) | (IV) | (V) | (VI) | (VII) | (VIII) | (IX)= (VIII)/ (IV)*100 |
| (A) | Shareholding of Promoter and Promoter Group² | | | | | | | |
| (1) | Indian | | | | | | | |
| (a) | Individuals/ Hindu Undivided Family | 6 | 75657576 | 75657576 | 64.76 | 64.76 | 0 | 0.00 |
| (b) | Central Government/ State Government(s) | 0 | 0 | 0 | 0.00 | 0.00 | 0 | 0.00 |
| (c) | Bodies Corporate | 0 | 0 | 0 | 0.00 | 0.00 | 0 | 0.00 |
| (d) | Financial Institutions/ Banks | 0 | 0 | 0 | 0.00 | 0.00 | 0 | 0.00 |
| (e) | Any Other (specify) | 0 | 0 | 0 | 0.00 | 0.00 | 0 | 0.00 |
| | Sub-Total (A)(1) | 6 | 75657576 | 75657576 | 64.76 | 64.76 | 0 | 0.00 |
| (2) | Foreign | | | | | | | |
| (a) | Individuals (Non-Resident Individuals/ Foreign Individuals) | 0 | 0 | 0 | 0.00 | 0.00 | 0 | 0.00 |
| (b) | Bodies Corporate | 0 | 0 | 0 | 0.00 | 0.00 | 0 | 0.00 |
| (c) | Institutions | 0 | 0 | 0 | 0.00 | 0.00 | 0 | 0.00 |
| (d) | Qualified Foreign Investor | 0 | 0 | 0 | 0.00 | 0.00 | 0 | 0.00 |
| (e) | Any Other (specify) | 0 | 0 | 0 | 0.00 | 0.00 | 0 | 0.00 |
| | Sub-Total (A)(2) | 0 | 0 | 0 | 0.00 | 0.00 | 0 | 0.00 |
| | Total Shareholding of Promoter and Promoter Group (A)=(A)(1)+(A)(2) | 6 | 75657576 | 75657576 | 64.76 | 64.76 | 0 | 0.00 |
| (B) | Public Shareholding³ | | | | | | | |
| (1) | Institutions | | | | | | | |
| (a) | Mutual Funds/ UTI | 2 | 618000 | 600000 | 0.53 | 0.53 | | |
| (b) | Financial Institutions/ Banks | 2 | 70526 | 70526 | 0.06 | 0.06 | | |
| (c) | Central Government/ State Government(s) | 0 | 0 | 0 | 0.00 | 0.00 | | |
| (d) | Venture Capital Funds | 0 | 0 | 0 | 0.00 | 0.00 | | |
| (e) | Insurance Companies | 0 | 0 | 0 | 0.00 | 0.00 | | |
| (f) | Foreign Institutional Investors | 6 | 973434 | 973434 | 0.83 | 0.83 | | |

¹ For determining public shareholding for the purpose of Clause 40A


² For definitions of "Promoter" and "Promoter Group", refer to Clause 40A

³For definitions of "Public Shareholding", refer to Clause 40A.

| | | | | | | | | |
|--------------|---|--------------|------------------|------------------|---------------|---------------|-----------|-----------|
| (g) | Foreign Venture Capital Investors | 0 | 0 | 0 | 0.00 | 0.00 | | |
| (h) | Qualified Foreign Investor | 0 | 0 | 0 | 0.00 | 0.00 | | |
| (i) | Any Other (specify) | 0 | 0 | 0 | 0.00 | 0.00 | | |
| | Sub-Total (B)(1) | 10 | 1661960 | 1643960 | 1.42 | 1.42 | | |
| (B 2) | Non-Institutions | | | | | | | |
| (a) | Bodies Corporate | 768 | 5352800 | 5334800 | 4.58 | 4.58 | | |
| (b) | Individuals - i. Individual shareholders holding nominal share capital up to Rs. 1 lakh. | 33578 | 24204097 | 23127052 | 20.72 | 20.72 | | |
| | ii. Individual shareholders holding nominal share capital in excess of Rs. 1 lakh. | 14 | 2516650 | 2396650 | 2.15 | 2.15 | | |
| (c) | Qualified Foreign Investor | 0 | 0 | 0 | 0.00 | 0.00 | | |
| (d) | Any Other (specify) | | | | | | | |
| (d-i) | Non Resident Indians | 458 | 6962897 | 6788697 | 5.96 | 5.96 | | |
| (d-ii) | Clearing Members | 203 | 472808 | 472808 | 0.40 | 0.40 | | |
| | Sub-Total (B)(2) | 35021 | 39509252 | 38120007 | 33.82 | 33.82 | | |
| | Total Public Shareholding (B)=(B)(1)+(B)(2) | 35031 | 41171212 | 39763967 | 35.24 | 35.24 | <i>NA</i> | <i>NA</i> |
| | TOTAL (A)+(B) | 35037 | 116828788 | 115421543 | 100.00 | 100.00 | | |
| (C) | Shares held by Custodians and against which Depository Receipts have been issued | 0 | 0 | 0 | <i>NA</i> | <i>NA</i> | <i>NA</i> | <i>NA</i> |
| (1) | Promoter and Promoter Group | 0 | 0 | 0 | 0.00 | 0.00 | | |
| (2) | Public | 0 | 0 | 0 | 0.00 | 0.00 | | |
| | GRAND TOTAL (A)+(B)+(C) | 35037 | 116828788 | 115421543 | 100.00 | 100.00 | | |

NA – Not Applicable


For Suven Life Sciences Limited


K Hanumantha Rao
Company Secretary

| STATEMENT SHOWING HOLDING OF SECURITIES (INCLUDING SHARES, WARRANTS, CONVERTIBLE SECURITIES) OF PERSONS BELONGING TO THE CATEGORY "PROMOTER AND PROMOTER GROUP" | | | | | | | | | | | | |
|---|---------|-------------------------|------------------------|-----------------------------------|----------------------|-----------------|--|-------------------------|---|---------------------------------------|---|--|
| (I)(b) | Sl. No. | Name of the Shareholder | Details of shares held | | Encumbered Shares(*) | | | Details of warrants | | Details of convertible securities | | Total shares (including underlying shares assuming full conversion of warrants and convertible securities) as a % of diluted share capital |
| | | | No. of Shares held | As a % of grand total (A)+(B)+(C) | Pledge shares | As a percentage | As a % of grand total (A) + (B) + (C) of sub-clause (I)(a) | Number of warrants held | As a % total number of warrants of the same class | Number of convertible securities held | As a % total number of convertible securities of the same class | |
| (I) | (II) | (III) | (IV) | (V) | (VI)=(V)/(III)*100 | (VII) | (VII) | (VIII) | (IX) | (X) | (XI) | (XII) |
| 1 | | VENKATESWARLU JASTI | 23000000 | 19.69 | 0 | 0.00 | 0.00 | 0 | 0.00 | 0 | 0.00 | 19.69 |
| 2 | | SUDHA RANI JASTI | 21000000 | 17.98 | 0 | 0.00 | 0.00 | 0 | 0.00 | 0 | 0.00 | 17.98 |
| 3 | | SIRISHA JASTI | 10550000 | 9.03 | 0 | 0.00 | 0.00 | 0 | 0.00 | 0 | 0.00 | 9.03 |
| 4 | | MADHAVI JASTI | 10550000 | 9.03 | 0 | 0.00 | 0.00 | 0 | 0.00 | 0 | 0.00 | 9.03 |
| 5 | | KALYANI JASTI | 10550000 | 9.03 | 0 | 0.00 | 0.00 | 0 | 0.00 | 0 | 0.00 | 9.03 |
| 6 | | SUBBA RAO JASTI | 7576 | 0.00 | 0 | 0.00 | 0.00 | 0 | 0.00 | 0 | 0.00 | 0.00 |
| | | TOTAL : | 75657576 | 64.76 | 0 | 0.00 | 0.00 | 0 | 0.00 | 0 | 0.00 | 64.76 |

(*) The term "encumbrance" has the same meaning as assigned to it in regulation 28(3) of the SAST Regulations, 2011.


For Suven Life Sciences Limited


K Hanumantha Rao
Company Secretary

| STATEMENT SHOWING HOLDING OF SECURITIES (INCLUDING SHARES, WARRANTS, CONVERTIBLE SECURITIES) OF PERSONS BELONGING TO THE CATEGORY "PUBLIC" AND HOLDING MORE THAN 1% OF THE TOTAL NUMBER OF SHARES | | | | | | | |
|---|--------|-------------------------|--------------------|---|-------------------------|---|--|
| (I)(c)(i) | Sl. No | Name of the shareholder | No. of shares held | Shares as a percentage of total number of shares (i.e., Grand Total (A)+(B)+(C) indicated in Statement at para(l)(a) above} | Details of warrants | | Total shares (including underlying shares assuming full conversion of warrants and convertible securities) as a % of diluted share capital |
| | | | | | Number of warrants held | As a % total number of warrants of the same class | |
| | 1 | RAMBABU CHIRUMAMILLA | 3796700 | 3.25 | 0 | 0.00 | 3.25 |
| | | TOTAL : | 3796700 | 3.25 | 0 | 0.00 | 3.25 |

| STATEMENT SHOWING HOLDING OF SECURITIES (INCLUDING SHARES, WARRANTS, CONVERTIBLE SECURITIES) OF PERSONS (TOGETHER WITH PAC) BELONGING TO THE CATEGORY "PUBLIC" AND HOLDING MORE THAN 5% OF THE TOTAL NUMBER OF SHARES OF THE COMPANY | | | | | | | |
|--|--------|---|--------------------|--|---------------------|---|--|
| (I)(c)(ii) | Sl. No | Name(s) of the shareholder(s) and the Persons Acting in Concert (PAC) with them | No. of shares held | Shares as a percentage of total number of shares (i.e., Grand Total (A)+(B)+(C) indicated in Statement at para (l)(a) above) | Details of warrants | | Total shares (including underlying shares assuming full conversion of warrants and convertible securities) as a % of diluted share capital |
| | | | | | Number of warrants | As a % total number of warrants of the same class | |
| | | NONE | 0 | 0.00 | 0 | 0.00 | 0.00 |
| | | TOTAL : | 0 | 0.00 | 0 | 0.00 | 0.00 |

For Suven Life Sciences Limited


K Hanumantha Rao
 Company Secretary

| (I)(d) STATEMENT SHOWING DETAILS OF LOCKED-IN SHARES | | | | |
|--|-------------------------|----------------------------|--|--------------------------------|
| Sl. No. | Name of the shareholder | Number of locked-in shares | Locked-in shares as a percentage of total number of shares {i.e., Grand Total (A)+(B)+(C) indicated in Statement at para (I)(a) above} | Promoter/Promoter Group/Public |
| 1 | | | | |
| 2 | NONE | 0 | 0 | 0 |
| 3 | | | | |
| TOTAL : | | | 0 | |

| (II)(a) STATEMENT SHOWING DETAILS OF DEPOSITORY RECEIPTS (DRS) | | | | |
|--|---|---------------------------|---|--|
| Sl. No | Type of outstanding DR (ADRs, GDRs, SDRs, etc.) | Number of outstanding DRs | Number of shares underlying outstanding DRs | Shares underlying outstanding DRs as a percentage of total number of shares {i.e., grand total (A)+(B)+(C) indicated in statement at para(i)(a) above} |
| 1 | NONE | | 0 | 0 |
| 2 | | | | |
| TOTAL : | | | 0 | 0 |

| (II)(b) STATEMENT SHOWING HOLDING OF DEPOSITORY RECEIPTS (DRS), WHERE UNDERLYING SHARES HELD BY "PROMOTER/PROMOTER GROUP" ARE IN EXCESS OF 1% OF THE TOTAL NUMBER SHARES | | | | |
|--|-----------------------|---|---|--|
| Sl. No | Name of the DR holder | Type of outstanding DR (ADRs, GDRs, SDRs, etc.) | Number of shares underlying outstanding DRs | Shares underlying outstanding DRs as a percentage of total number of shares {i.e., grand total (A)+(B)+(D) indicated in statement at para(i)(a) above} |
| 1 | NONE | | 0 | 0 |
| 2 | | | | |
| TOTAL : | | | 0 | 0 |

For Suven Life Sciences Limited


K Hanumantha Rao
Company Secretary