



(1)(a) STATEMENT SHOWING SHAREHOLDING PATTERN IN CLAUSE-35


NAME OF THE COMPANY: SURYACHAKRA POWER CORPORATION LIMITED		Name of the Scrip:	
SCRIP CODE:	532874		
Class of Security:			
QUARTER ENDED:	30/06/2014		
		As a % of total no. of partly paid-up shares	As a % of total no. of shares of the Company.
Partly paid-up shares			
Held by promoter/promoter group	No. of partly paid-up shares	0	0
Held by Public		0	0
Total:		0	0
			As a % of total no. of shares of the Company assuming full conversion of the convertible securities
Outstanding convertible securities:	No. of outstanding securities		
Held by promoter/promoter group		0	0
Held by Public		0	0
Total:		0	0
			As a % of total no. of shares of the Company, assuming full conversion of warrants
Warrants:	No. of warrants		
Held by promoter/promoter group		0	0
Held by Public		0	0
Total:		0	0
Total paid-up capital of the Company, assuming full conversion of warrants and convertible securities	149632960	0	100.00




CATEGORY CODE	CATEGORY OF SHAREHOLDER (II)	NO OF SHAREHOLDERS (III)	TOTAL NUMBER OF SHARES (IV)	NO OF SHARES HELD IN DEMATERIALIZED FORM (V)	TOTAL SHAREHOLDING AS A % OF TOTAL NO OF SHARES		SHARES PLEDGE OR OTHERWISE ENCUMBERED	
					AS a PERCENTAGE of (A+B) (VI)	As a PERCENTAGE of (A+B+C) (VII)	NUMBER OF SHARES AS a PERCENTAGE (VIII)	(IX)=[VIII]/(IV)*100
(A)	PROMOTER AND PROMOTER GROUP							
(1)	INDIAN							
(a)	Individual /HUF	13	5589641	5589641	3.74	3.74	5509902	98.57
(b)	Central Government/State Government(s)	0	0	0	0.00	0.00	0	0.00
(c)	Bodies Corporate	6	26786899	26786899	17.90	17.90	24436640	91.23
(d)	Financial Institutions / Banks	0	0	0	0.00	0.00	0	0.00
(e)	Others	0	0	0	0.00	0.00	0	0.00
	Sub-Total A(1) :	19	32376540	32376540	21.64	21.64	29946542	92.49
(2)	FOREIGN							
(a)	Individuals (NRIs/Foreign Individuals)	0	0	0	0.00	0.00	0	0.00
(b)	Bodies Corporate	1	5221898	5221898	3.49	3.49	5221898	100.00
(c)	Institutions	0	0	0	0.00	0.00	0	0.00
(d)	Qualified Foreign Investor	0	0	0	0.00	0.00	0	0.00
(e)	Others	0	0	0	0.00	0.00	0	0.00
	Sub-Total A(2) :	1	5221898	5221898	3.49	3.49	5221898	100.00
	Total A=A(1)+A(2)	20	37598438	37598438	25.13	25.13	35168440	93.54
(B)	PUBLIC SHAREHOLDING							
(1)	INSTITUTIONS							
(a)	Mutual Funds /UTI	0	0	0	0.00	0.00	0	0.00
(b)	Financial Institutions / Banks	0	0	0	0.00	0.00	0	0.00
(c)	Central Government / State Government(s)	0	0	0	0.00	0.00	0	0.00
(d)	Venture Capital Funds	0	0	0	0.00	0.00	0	0.00
(e)	Insurance Companies	0	0	0	0.00	0.00	0	0.00
(f)	Foreign Institutional Investors	0	0	0	0.00	0.00	0	0.00
(g)	Foreign Venture Capital Investors	0	0	0	0.00	0.00	0	0.00
(h)	Qualified Foreign Investor	0	0	0	0.00	0.00	0	0.00
(i)	Others	0	0	0	0.00	0.00	0	0.00
	Sub-Total B(1) :	0	0	0	0.00	0.00	0	0.00
(2)	NON-INSTITUTIONS							
(a)	Bodies Corporate	538	17924571	15870771	11.98	11.98		
(b)	Individuals							
	(i) Individuals holding nominal share capital upto Rs.1 lakh	46401	43893957	43871836	29.33	29.33		



CATEGORY CODE	CATEGORY OF SHAREHOLDER	NO OF SHAREHOLDERS (iii)	TOTAL NUMBER OF SHARES (iv)	NO OF SHARES HELD IN DEMATERIALIZED FORM (v)	TOTAL SHAREHOLDING AS A % OF TOTAL NO OF SHARES		SHARES PLEDGE OR OTHERWISE ENCUMBERED
					AS a PERCENTAGE of (A+B) (vi)	As a PERCENTAGE of (A+B+C) (vii)	
(i)	(ii) Individuals holding nominal share capital in excess of Rs.1 lakh	1279	48180700	48118200	32.20	32.20	
(c)	Others						
	NON RESIDENT INDIANS	223	1582302	1582302	1.06	1.06	
	CLEARING MEMBERS	58	450491	450491	0.30	0.30	
	TRUSTS	3	2501	2501	0.00	0.00	
(d)	Qualified Foreign Investor	0	0	0	0.00	0.00	
	Sub-Total B(2) :	48502	112034522	109896101	74.87	74.87	
	Total B=B(1)+B(2) :	48502	112034522	109896101	74.87	74.87	
	Total (A+B) :	48522	149632960	147494539	100.00	100.00	
(C)	Shares held by custodians, against which Depository Receipts have been issued						
(1)	Promoter and Promoter Group	0	0	0	0.00	0.00	
(2)	Public						
	GRAND TOTAL (A+B+C) :	48522	149632960	147494539	100.00	100.00	35168440
							23.50



Statement showing holding of securities (including shares, warrants, convertible securities) of persons belonging to the category "Promoter and Promoter Group"												Total Shares (including underlying shares assuming full conversion of warrants and convertible securities) as a % of diluted share capital
Sr.No	Name of the Shareholder	Details of Shares held		Encumbered shares (%)			Details of Warrants		Details of convertible securities		(XII)	
		No. of Shares held (III)	As a % of grand total (A)+(B)+(C) (IV)	Pledge Shares (V)	AS a percentage (VI)=(V)/(III)*100	AS a % of grand total (A) + (B) + (C) of sub-clause (I)(a) (VII)	Number of warrants held (VIII)	As a % total number of warrants of the same class (IX)	Number of convertible securities held (X)	As a % total number of convertible securities of the same class (XI)		
1	MAUKTIKA ENERGY PRIVATE LIMITED	19751397	13.20	19751397	100.00	13.20	0	0.00	0	0.00	0	13.20
2	S M INFRASTRUCTURE INVESTMENT LIMITED	5221898	3.49	5221898	100.00	3.49	0	0.00	0	0.00	0	3.49
3	MANEPALLI INVESTMENTS PVT LIMITED	3452602	2.31	2202343	63.79	1.47	0	0.00	0	0.00	0	2.31
4	MANEPALLI INVESTMENTS PVT LTD	1442900	0.96	1442900	100.00	0.96	0	0.00	0	0.00	0	0.96
5	SURYAMANIKYAM MANEPALLI	1428600	0.95	1428600	100.00	0.95	0	0.00	0	0.00	0	0.95
6	MANGATAYARU MANEPALLI	1256100	0.84	1256100	100.00	0.84	0	0.00	0	0.00	0	0.84
7	MAUKTIKA ENERGY PRIVATE LIMITED	1100000	0.74	0	0.00	0.00	0	0.00	0	0.00	0	0.74
8	M SESHAVATHARAM	1039744	0.69	1038630	99.89	0.69	0	0.00	0	0.00	0	0.69
9	AASRIT ENERGY PRIVATE LIMITED	725000	0.48	725000	100.00	0.48	0	0.00	0	0.00	0	0.48
10	MANEPALLI SUNITHA	552500	0.37	550000	99.55	0.37	0	0.00	0	0.00	0	0.37
11	SURYA MANIKYAM MANEPALLI	535595	0.36	535151	99.92	0.36	0	0.00	0	0.00	0	0.36
12	MAUKTIKA ENERGY PRIVATE LIMITED	315000	0.21	315000	100.00	0.21	0	0.00	0	0.00	0	0.21
13	MANGATAYARU MANEPALLI	170468	0.11	94787	55.60	0.06	0	0.00	0	0.00	0	0.11
14	SESHAVATHARAM MANEPALLI	153700	0.10	153700	100.00	0.10	0	0.00	0	0.00	0	0.10
15	MANGATAYARU MANEPALLI	134800	0.09	134800	100.00	0.09	0	0.00	0	0.00	0	0.09
16	TONTEPU SRILATHA	100000	0.07	100000	100.00	0.07	0	0.00	0	0.00	0	0.07
17	SRILATHA THONTEPU	70000	0.05	70000	100.00	0.05	0	0.00	0	0.00	0	0.05
18	K RATNA HARITHA	70000	0.05	70000	100.00	0.05	0	0.00	0	0.00	0	0.05
19	KOLLURI RATNA HARITHA	50000	0.03	50000	100.00	0.03	0	0.00	0	0.00	0	0.03
20	VENKATA RAJU THONTEPU	28134	0.02	28134	100.00	0.02	0	0.00	0	0.00	0	0.02
	TOTAL :	37598638	25.13	35168440	93.54	23.50	0	0.00	0	0.00	0	25.13




Statement showing holding of securities (including shares, warrants, convertible securities) of persons belonging to the category "Public" and holding more than 1% of the total number of shares						
Sr.No.	Name of the shareholder	Number of shares held	Shares as a percentage of total number of shares (i.e., Grant total (A)+(B)+(C) indicated in Statement at para (U)(a) above)	Details of warrants		Total shares (including underlying shares assuming full conversion of warrants and convertible securities) as a % of diluted share capital)
				Number of warrants held	As a % total number of warrants of the same class	
1	JBF INDUSTRIES LIMITED	2431434	1.62	0	0.00	1.62
TOTAL :		2431434	1.62	0	0.00	1.62




(U)(c)(ii) Statement showing holding of securities (including shares, warrants, convertible securities) of persons (together with PAC) belonging to the category "Public" and holding more than 5% of the total number of shares of the company						
Sr.No.	Name(s) of the shareholder(s) and the Persons Acting in Concert (PAC) who shares held	Number of shares held	Shares as a percentage of total number of shares (i.e., Grant total (A)-(B)-(C) Indicated in Statement at para (I)(a) above)	Details of warrants		Total shares (including underlying shares assuming full conversion of warrants and convertible securities) as a % of diluted share capital)
				Number of warrants held	As a % total number of warrants of the same class	
				Details of convertible securities		
				Number of convertible securities held	% w.r.t total number of convertible securities of the same class	
TOTAL :				0	0	0
				0	0	0



STATEMENT SHOWING DETAILS OF LOCKED-IN SHARES"			
(I)(d)			
		Number of locked-in shares	Locked-in shares as a (%) percentage of total number of shares (i.e, Grand Total (A)+(B)+(C) Indicated in Statement at para (I)(a) above)
Sr. No.	Name of the shareholder		Promoter/Promoter Group/Public
	TOTAL :	0	0



STATEMENT SHOWING DETAILS OF DEPOSITORY RECEIPTS (DRS)			
(II)(a)			
Sr.No.	Type of outstanding DR (ADRs,GDRs,SDRs,etc.)	Number of outstanding DRs	Number of shares underlying outstanding DRs
		0	0
TOTAL :			0
			Shares underlying outstanding DRs as a percentage of total number of shares {i.e., Grand Total (A)+(B)+(C) indicated in Statement at Para(I)(a) above}



Statement showing Holding of Depository Receipts (DRs), where underlying shares held by "Promoter/Promoter group" are in excess of 1% of the total number shares.			
(ii)(b)	Type of outstanding DR (ADRs,GDRs,SDRs, etc.)	Number of shares underlying outstanding DRs	Shares underlying outstanding DRs as a percentage of total number of shares {i.e., Grand Total (A)+(B)+(C) indicated in Statement at para(i)(a) above}
Sr.No.	Name of the DR Holder		
TOTAL :			0

Certified True Copy

For Suryachakra Power Corporation Ltd.

Chandrasekhar Reddy
Company Secretary 15/11/14