



SURYA ROSHNI LIMITED

LIGHTING DIVISION

CIN - L31501HR1973PLC007543

AN ISO-9001 : 2000 COMPANY

Padma Tower-1, Rajendra Place, New Delhi-110 008
Ph.: +91-11-25810093-96, 47108000 Fax : +91-11-25789560
E-mail : suryaroshni@surya.in Website : www.suryaroshnilighting.com

(I) (a) Statement showing Shareholding Pattern

Name of the Company : SURYA ROSHNI LIMITED			
Scrip Code, Name of the scrip, class of security : NSE - SURYAROSNI, BSE - 500336 , Surya Roshni, Equity Shares			
Quarter Ended : 30th September, 2014			
Partly paid-up shares :-	No. of partly paid-up Shares	As a % of total no. of partly paid-up shares	As a % of total no. of shares of the company
Held by Promoter / Promoters group	0.00	0.00	0.00
Held by Public	0.00	0.00	0.00
Total	0.00	0.00	0.00
Outstanding convertible securities :-	No. of outstanding Securities	As a % of total no. of outstanding convertible securities	As a % of total no. of shares of the company assuming full conversion of the convertible securities
Held by Promoter / Promoters group	0.00	0.00	0.00
Held by Public	0.00	0.00	0.00
Total	0.00	0.00	0.00
Warrants :-	No. of Warrants	As a % of total no. of warrants	As a % of total no. of shares of the company assuming full conversion of warrants
Held by Promoter / Promoters group	0	0.00	0.00
Held by Public	0.00	0.00	0.00
Total	0.00	0.00	0.00
Total paid - up capital of the company assuming full conversion of warrants and convertible securities.	4,38,31,250		100.00




SURYA

CFL, BULBS & TUBES

● Regd. Office: Prakash Nagar, Bahadurgarh, Haryana - 124507, Ph.: 01276-241540-41

Category Code	Category of shareholder	Number of shareholders	Total number of shares	Number of shares held in dematerialised form	Total shareholding as a percentage of total number of shares		Shares Pledged or otherwise encumbered	
					As a % of (A+B) (VI)	As a % of (A+B+C) (VII)	Number of shares (VIII)	As a % (IX) = (VIII)/(IV)*100
(I)	(II)	(III)	(IV)	(V)	(VI)	(VII)	(VIII)	(IX)
(A)	Shareholding of Promoter and Promoter Group							
(1)	Indian							
(a)	Individuals/HUF	4	2517839	2517839	5.744	5.744	NIL	0.00
(b)	Central Government/ State Government(s)	0	0	0	0.000	0.000	NIL	0.00
(c)	Bodies Corporate	12	25538343	25538343	58.266	58.266	6804161	26.643
(d)	Financial Institutions/ Banks	0	0	0	0.000	0.000	NIL	0.00
(e)	Any other (specify)	0	0	0	0.000	0.000	NIL	0.00
	Sub-Total (A) (1)	16	28056182	28056182	64.010	64.010	6804161	24.252
(2)	Foreign							
(a)	Individuals(Non Resident Individuals/Foreign Individual)	0	0	0	0.000	0.000	NIL	0.00
(b)	Bodies Corporate	0	0	0	0.000	0.000	NIL	0.00
(c)	Institutions	0	0	0	0.000	0.000	NIL	0.00
(d)	Qualified Foreign Investor	0	0	0	0.000	0.000	NIL	0.00
(e)	Any other (specify)	0	0	0	0.000	0.000	NIL	0.00
	Sub-Total (A) (2)	0	0	0	0.000	0.000	NIL	0.00
	Total Shareholding of Promoter and Promoter Group (A) = (A)(1)+(A)(2)	16	28056182	28056182	64.010	64.010	6804161	24.252
(B)	Public shareholding						N.A	N.A
(1)	Institutions						N.A	N.A
(a)	Mutual Funds/UTI	6	1381	495	0.003	0.003	N.A	N.A
(b)	Financial Institutions/ Banks	13	16848	15520	0.038	0.038	N.A	N.A
(c)	Central Government/ State Government(s)	0	0	0	0.000	0.000	N.A	N.A
(d)	Venture Capital Funds	0	0	0	0.000	0.000	N.A	N.A
(e)	Insurance Companies	1	3000	0	0.007	0.007	N.A	N.A
(f)	Foreign Institutional Investors	2	17082	16832	0.039	0.039	N.A	N.A
(g)	Foreign Venture Capital Investors	0	0	0	0.000	0.000	N.A	N.A
(h)	Qualified Foreign Investor	0	0	0	0.000	0.000	N.A	N.A
(i)	Any other (specify)	0	0	0	0.000	0.000	N.A	N.A
	Sub-Total (B) (1)	22	38311	32847	0.087	0.087	N.A	N.A



Category Code	Category of shareholder	Number of shareholders	Total number of shares	Number of shares held in dematerialised form	Total shareholding as a percentage of total number of shares		Shares Pledged or otherwise encumbered	
					As a % of (A+B)	As a % of (A+B+C)	Number of shares	As a % of (VIII)/(IV)*100
					(VI)	(VII)		
(I)	(II)	(III)	(IV)	(V)	(VI)	(VII)	(VIII)	(IX) = (VIII)/(IV)*100
(2)	Non-institutions							
(a)	Bodies Corporate	371	9695181	9677344	22.119	22.119	N.A	N.A
(b)	Individuals -							
	i) Individual shareholders holding nominal share capital upto Rs. 1 Lakh	17908	5026436	4210671	11.468	11.468	N.A	N.A
	ii) Individual shareholders holding nominal share capital in excess of Rs. 1 Lakh	29	595245	595245	1.358	1.358	N.A	N.A
(c)	Qualified Foreign Investor	0	0	0	0.000	0.000	N.A	N.A
(d)	Any other (specify)							
	NRIs/OCB	164	162682	156431	0.371	0.371	N.A	N.A
	Clearing Members	106	256763	256763	0.586	0.586	N.A	N.A
	Trust	2	450	450	0.001	0.001	N.A	N.A
	Sub-Total (B) (2)	18580	15736757	14896904	35.903	35.903	N.A	N.A
	Total Public Shareholding (B) = (B)(1)+(B)(2)	18602	15775068	14929751	35.990	35.990	N.A	N.A
	TOTAL (A)+(B)	18618	43831250	42985933	100.000	100.000	6804161	15.524
(C)	Shares held by Custodians and against which Depository Receipts have been issued	0	0	0	N.A	0.000	N.A	N.A
1	Promoter and Promoter Group	0	0	0	N.A	0	N.A	N.A
2	Public	0	0	0	N.A	0	N.A	N.A
	GRAND TOTAL (A)+(B)+(C)	18618	43831250	42985933	100.000	100.000	6804161	15.524



(f) (b) Statement showing holding of securities (including shares, warrants, convertible securities) of persons belonging to the category "Promoter and Promoter Group."

Sr. No.	Name of the Shareholder (ii)	Details of Shares held		Encumbered shares		Details of Warrants		Details of convertible securities		Total shares (including underlying shares assuming full conversion of warrants & convertible securities) as a % of diluted share capital (XII)
		Number of shares held of grand total (A)+(B)+(C) (iii)	As a % of grand total (A)+(B)+(C) (iv)	Number (v)	As a % (VI) = (V)/(iii)*100 (vii)	Number of Warrants held (viii)	As a % total number of warrants of the same class (ix)	Number of convertible securities held (x)	As a % total number of convertible securities of the same class (xi)	
1	Jai Prakash Agarwal	1839416	4.197	NIL	NIL	NIL	NIL	NIL	NIL	4.197
2	Mohini Agarwal	301456	0.688	NIL	NIL	NIL	NIL	NIL	NIL	0.688
3	Urmil Agarwal	210431	0.480	NIL	NIL	NIL	NIL	NIL	NIL	0.480
4	Vinay Surya	166536	0.380	NIL	NIL	NIL	NIL	NIL	NIL	0.380
5	Pankaj Investments Limited	969348	2.212	NIL	NIL	NIL	NIL	NIL	NIL	2.212
6	Goel Die Cast Limited	1880729	4.291	NIL	NIL	NIL	NIL	NIL	NIL	4.291
7	Viksit Trading & Holding Pvt. Ltd.	237346	0.541	NIL	NIL	NIL	NIL	NIL	NIL	0.541
8	Gargya Finance & Investment Pvt. Ltd.	522487	1.192	NIL	NIL	NIL	NIL	NIL	NIL	1.192
9	Lustre Merchants Pvt. Ltd.	1622394	3.701	NIL	NIL	NIL	NIL	NIL	NIL	3.701
10	Sahaj Tie-up Pvt. Limited	1916250	4.372	NIL	NIL	NIL	NIL	NIL	NIL	4.372
11	Shirin Commodore Pvt. Ltd.	2098750	4.788	2054161	97.875	4.687	NIL	NIL	NIL	4.788
12	S M Vyapaar Private Limited (Formerly - Lumax Mercantile Private Limited)	1970000	4.494	NIL	NIL	NIL	NIL	NIL	NIL	4.494
13	Divekar Marketing Private Limited	5637500	12.862	4750000	84.257	10.837	NIL	NIL	NIL	12.862
14	Shreyansh Mercantile Private Limited	3178000	7.251	NIL	NIL	NIL	NIL	NIL	NIL	7.251
15	Cubitex Marketing Private Limited	4761000	10.862	NIL	NIL	NIL	NIL	NIL	NIL	10.862
16	Jits Courier & Finance Private Limited	744539	1.699	NIL	NIL	NIL	NIL	NIL	NIL	1.699
	TOTAL	28056182	64.010	6804161	24.252	15.524	0	0.000	0	64.010




(i)(c) (i) Statement showing holding of securities (including shares, warrants, convertible securities) of persons belonging to the category "Public" and holding more than 1% of the total number of shares

Sr. No.	Name of the Shareholder	Number of shares held	Shares as a %age of total number of shares (i.e. Grand Total (A)+(B)+(C) indicated in Statement at para (i)(a) above)	Details of Warrants		Details of convertible securities		Total shares (including underlying shares assuming full conversion of warrants & convertible securities) as a % of diluted share capital
				Number of Warrants held	As a % total number of warrants of the same class	Number of convertible securities held	As a % total number of convertible securities of the same class	
1	Henco Commercials Pvt. Limited	1835918	4.189	NIL	NIL	NIL	NIL	4,189
2	Jasmine Mercantile Pvt Ltd	837969	1.912	NIL	NIL	NIL	NIL	1,912
3	Terranova Technologies Limited	448776	1.024	NIL	NIL	NIL	NIL	1,024
4	Swadeshi Tubes Limited	763875	1.743	NIL	NIL	NIL	NIL	1,743
5	Bhalotia Steel & Wax India (P) Ltd.	660162	1.506	NIL	NIL	NIL	NIL	1,506
6	Lush Traders Pvt. Ltd.	561899	1.282	NIL	NIL	NIL	NIL	1,282
7	Prakash Chemtex (I) Ltd.	948442	2.164	NIL	NIL	NIL	NIL	2,164
8	Swadeshi Mercantile Private Limited	463048	1.056	NIL	NIL	NIL	NIL	1,056
	TOTAL	6520089	14.875	NIL	NIL	NIL	NIL	14,875

(i)(c) (ii) Statement showing holding of securities (including shares, warrants, convertible securities) of persons (together with PAC) belonging to the category "Public" and holding more than 5% of the total number of shares of the company

Sr. No.	Name of the Shareholder and Persons Acting in Concert (PAC) with them	Number of shares held	Shares as a %age of total number of shares (i.e. Grand Total (A)+(B)+(C) indicated in Statement at para (i)(a) above)	Details of Warrants		Details of convertible securities		Total shares (including underlying shares assuming full conversion of warrants & convertible securities) as a % of diluted share capital
				Number of Warrants held	As a % total number of warrants of the same class	Number of convertible securities held	As a % w.r.t total number of convertible securities of the same class	
		NIL	NIL	NIL	NIL	NIL	NIL	NIL
	TOTAL	NIL	NIL	NIL	NIL	NIL	NIL	NIL



(I) (d) Statement showing details of locked-in-shares


Sr. No.	Name of the Shareholder	Number of locked-in shares	Shares as a %age of total number of shares (i.e. Grand Total (A)+(B)+(C) indicated in Statement at para (I)(a) above)
	N.A	NIL	NIL
Total		NIL	NIL

(II) (a) Statement showing details of Depository Receipts (DRs)

Sr. No.	Type of Outstanding DR (ADRs, GDRs, SDRs, etc.	Number of Outstanding DRs	Number of shares underlying outstanding DRs	Shares underlying outstanding DRs as a %age of total number of shares (i.e. Grand Total (A)+(B)+(C) indicated in Statement at para (I) (a) above)
1				
2				
TOTAL	N.A	NIL	NIL	NIL


(II) (b) Statement showing Holding of Depository Receipts (DRs) where underlying shares are held by "promoter/promoter group" are in excess of 1% of the total number of shares

Sr. No.	Name of the DR Holder Type of Outstanding DR (ADRs, GDRs, SDRs, etc.)	Number of shares underlying outstanding DRs	Shares underlying outstanding DRs as a %age of total number of shares (i.e. Grand Total (A)+(B)+(C) indicated in Statement at para (I) (a) above)
1			
2			
TOTAL	N.A	NIL	NIL



(III) (a) Statement showing the voting pattern of shareholders, if more than one class of shares / securities is issued by the issuer.

Category (I)	Category of shareholder (II)	Number of Voting Rights held in each class of securities			Total Voting Rights (III+IV+V) (VI)	Total Voting Rights i.e (VI)	
		Class X (III)	Class Y (IV)	Class Z (V)		As a % of (A+B) (VII)	As a % of (A+B+C) (VIII)
(A)	Promoter and Promoter Group						
(1)	Indian						
(a)	Individuals/HUF	Not Issued	Not Issued	Not Issued	NIL	NIL	NIL
(b)	Central Government/ State Government(s)	Not Issued	Not Issued	Not Issued	NIL	NIL	NIL
(c)	Bodies Corporate	Not Issued	Not Issued	Not Issued	NIL	NIL	NIL
(d)	Financial Institutions/ Banks	Not Issued	Not Issued	Not Issued	NIL	NIL	NIL
(e)	Any other (specify)	Not Issued	Not Issued	Not Issued	NIL	NIL	NIL
	Sub-Total (A) (1)	Not Issued	Not Issued	Not Issued	NIL	NIL	NIL
(2)	Foreign						
(a)	Individuals(Non Resident Individuals/Foreign Individual)	Not Issued	Not Issued	Not Issued	NIL	NIL	NIL
(b)	Bodies Corporate	Not Issued	Not Issued	Not Issued	NIL	NIL	NIL
(c)	Institutions	Not Issued	Not Issued	Not Issued	NIL	NIL	NIL
(d)	Any other (specify)	Not Issued	Not Issued	Not Issued	NIL	NIL	NIL
	Sub-Total (A) (2)	Not Issued	Not Issued	Not Issued	NIL	NIL	NIL
	Total Shareholding of Promoter and Promoter Group (A) = (A)(1)+(A)(2)	Not Issued	Not Issued	Not Issued	NIL	NIL	NIL
(B)	Public shareholding						
(1)	Institutions						
(a)	Mutual Funds/UTI	Not Issued	Not Issued	Not Issued	NIL	NIL	NIL
(b)	Financial Institutions/ Banks	Not Issued	Not Issued	Not Issued	NIL	NIL	NIL
(c)	Central Government/ State Government(s)	Not Issued	Not Issued	Not Issued	NIL	NIL	NIL
(d)	Venture Capital Funds	Not Issued	Not Issued	Not Issued	NIL	NIL	NIL
(e)	Insurance Companies	Not Issued	Not Issued	Not Issued	NIL	NIL	NIL
(f)	Foreign Institutional Investors	Not Issued	Not Issued	Not Issued	NIL	NIL	NIL
(g)	Foreign Venture Capital Investors	Not Issued	Not Issued	Not Issued	NIL	NIL	NIL
(h)	Any other (specify)	Not Issued	Not Issued	Not Issued	NIL	NIL	NIL
	Sub-Total (B) (1)	Not Issued	Not Issued	Not Issued	NIL	NIL	NIL



Category Coe	Category of shareholder	Number of Voting Rights held in each class of securities			Total Voting Rights (III+IV+V)	Total Voting Rights I.e (VI)	
		Class X	Class Y	Class Z		As a % of (A+B)	As a % of (A+B+C)
(I)	(II)	(III)	(IV)	(V)	(VI)	(VII)	(VIII)
(2)	Non-institutions						
(a)	Bodies Corporate	Not Issued	Not Issued	Not Issued	NIL	NIL	NIL
(b)	Individuals -						
	i) Individual shareholders holding nominal share capital upto Rs. 1 Lakh	Not Issued	Not Issued	Not Issued	NIL	NIL	NIL
	ii) Individual shareholders holding nominal share capital in excess of Rs. 1 Lakh	Not Issued	Not Issued	Not Issued	NIL	NIL	NIL
(c)	Any other (specify)	Not Issued	Not Issued	Not Issued	NIL	NIL	NIL
	Sub-Total (B) (2)	Not Issued	Not Issued	Not Issued	NIL	NIL	NIL
	Total Public Shareholding (B) = (B)(1)+(B)(2)	Not Issued	Not Issued	Not Issued	NIL	NIL	NIL
	TOTAL (A)+(B)	Not Issued	Not Issued	Not Issued	NIL	NIL	NIL
(C)	Shares held by Custodians and against which Depository Receipts have been issued	Not Issued	Not Issued	Not Issued	NIL	NIL	NIL
	GRAND TOTAL (A)+(B)+(C)	Not Issued	Not Issued	Not Issued	NIL	NIL	NIL

