



# SURYA ROSHNI LIMITED


## LIGHTING DIVISION

Padma Tower-1, Rajendra Place, New Delhi-110 008  
Ph.: +91-11-25810093-96, 47108000 Fax : +91-11-25789560  
E-mail : suryaroshni@surya.in Website : www.suryaroshnilighting.com


AN ISO-9001 : 2000 COMPANY

### (I) (a) Statement showing Shareholding Pattern

Name of the Company : <b>SURYA ROSHNI LIMITED</b>			
Scrip Code, Name of the scrip, class of security : NSE - SURYAROSNI, BSE - 500336 , Surya Roshni, Equity Shares			
Quarter Ended : <b>31st March, 2014</b>			
Partly paid-up shares :-	No. of partly paid-up Shares	As a % of total no. of partly paid-up shares	As a % of total no. of shares of the company
Held by Promoter / Promoters group	0.00	0.00	0.00
Held by Public	0.00	0.00	0.00
<b>Total</b>	<b>0.00</b>	<b>0.00</b>	<b>0.00</b>
Outstanding convertible securities :-	No. of outstanding Securities	As a % of total no. of outstanding convertible securities	As a % of total no. of shares of the company assuming full conversion of the convertible securities
Held by Promoter / Promoters group	0.00	0.00	0.00
Held by Public	0.00	0.00	0.00
<b>Total</b>	<b>0.00</b>	<b>0.00</b>	<b>0.00</b>
Warrants :-	No. of Warrants	As a % of total no. of warrants	As a % of total no. of shares of the company assuming full conversion of warrants
Held by Promoter / Promoters group	0	0.00	0.00
Held by Public	0.00	0.00	0.00
<b>Total</b>	<b>0.00</b>	<b>0.00</b>	<b>0.00</b>
<b>Total paid - up capital of the company assuming full conversion of warrants and convertible securities.</b>	<b>4,38,31,250</b>		<b>100.00</b>



Category Code	Category of shareholder	Number of shareholders	Total number of shares	Number of shares held in dematerialised form	Total shareholding as a percentage of total number of shares		Shares Pledged or otherwise encumbered		
					As a % of (A+B)	As a % of (A+B+C)	Number of shares	As a %	
					(VI)	(VII)	(VIII)	(IX) = (VIII)/(IV)*100	
(I)	(II)	(III)	(IV)	(V)					
(A)	Shareholding of Promoter and Promoter Group								
(1)	Indian								
(a)	Individuals/HUF	4	2517839	2517839	5.744	5.744	NIL	0.00	
(b)	Central Government/ State Government(s)	0	0	0	0.000	0.000	NIL	0.00	
(c)	Bodies Corporate	12	25538343	25538343	58.266	58.266	NIL	0.00	
(d)	Financial Institutions/ Banks	0	0	0	0.000	0.000	NIL	0.00	
(e)	Any other (specify)	0	0	0	0.000	0.000	NIL	0.00	
	<b>Sub-Total (A) (1)</b>	<b>16</b>	<b>28056182</b>	<b>28056182</b>	<b>64.010</b>	<b>64.010</b>	<b>0</b>	<b>0.00</b>	
(2)	Foreign								
(a)	Individuals(Non Resident Individuals/Foreign Individual)	0	0	0	0.000	0.000	NIL	0.00	
(b)	Bodies Corporate	0	0	0	0.000	0.000	NIL	0.00	
(c)	Institutions	0	0	0	0.000	0.000	NIL	0.00	
(d)	Qualified Foreign Investor	0	0	0	0.000	0.000	NIL	0.00	
(e)	Any other (specify)	0	0	0	0.000	0.000	NIL	0.00	
	<b>Sub-Total (A) (2)</b>	<b>0</b>	<b>0</b>	<b>0</b>	<b>0.000</b>	<b>0.000</b>	<b>NIL</b>	<b>0.00</b>	
	<b>Total Shareholding of Promoter and Promoter Group (A) = (A)(1)+(A)(2)</b>	<b>16</b>	<b>28056182</b>	<b>28056182</b>	<b>64.010</b>	<b>64.010</b>	<b>0</b>	<b>0.000</b>	
(B)	Public shareholding						N.A	N.A	
(1)	Institutions						N.A	N.A	
(a)	Mutual Funds/UTI	6	1381	495	0.003	0.003	N.A	N.A	
(b)	Financial Institutions/ Banks	12	2330	1002	0.005	0.005	N.A	N.A	
(c)	Central Government/ State Government(s)	0	0	0	0.000	0.000	N.A	N.A	
(d)	Venture Capital Funds	0	0	0	0.000	0.000	N.A	N.A	
(e)	Insurance Companies	1	3000	0	0.007	0.007	N.A	N.A	
(f)	Foreign Institutional Investors	1	250	0	0.001	0.001	N.A	N.A	
(g)	Foreign Venture Capital Investors	0	0	0	0.000	0.000	N.A	N.A	
(h)	Qualified Foreign Investor	0	0	0	0.000	0.000	N.A	N.A	
(i)	Any other (specify)	0	0	0	0.000	0.000	N.A	N.A	
	<b>Sub-Total (B) (1)</b>	<b>20</b>	<b>6961</b>	<b>1497</b>	<b>0.016</b>	<b>0.016</b>	<b>N.A</b>	<b>N.A</b>	



Category Code	Category of shareholder	Number of shareholders	Total number of shares	Number of shares held in dematerialised form	Total shareholding as a percentage of total number of shares		Shares Pledged or otherwise encumbered	
					As a % of (A+B)	As a % of (A+B+C)	Number of shares	As a % of (VIII)/(IV)*100
(I)	(II)	(III)	(IV)	(V)	(VI)	(VII)	(VIII)	(IX)
(2)	<b>Non-Institutions</b>							
(a)	Bodies Corporate	292	10458676	10440839	23.861	23.861	N.A	N.A
(b)	Individuals -							
	i) Individual shareholders holding nominal share capital upto Rs. 1 Lakh	17401	4739861	3906845	10.814	10.814	N.A	N.A
	ii) Individual shareholders holding nominal share capital in excess of Rs. 1 Lakh	17	342201	342201	0.781	0.781	N.A	N.A
(c)	Qualified Foreign Investor	0	0	0	0.000	0.000	N.A	N.A
(d)	Any other (specify)							
	NRIs/OCB	155	150194	143943	0.343	0.343	N.A	N.A
	Clearing Members	65	76875	76875	0.175	0.175	N.A	N.A
	Trust	1	300	300	0.001	0.001	N.A	N.A
	<b>Sub-Total (B) (2)</b>	<b>17931</b>	<b>15768107</b>	<b>14911003</b>	<b>35.975</b>	<b>35.975</b>	<b>N.A</b>	<b>N.A</b>
	<b>Total Public Shareholding (B) = (B)(1)+(B)(2)</b>	<b>17951</b>	<b>15775068</b>	<b>14912500</b>	<b>35.990</b>	<b>35.990</b>	<b>N.A</b>	<b>N.A</b>
	<b>TOTAL (A)+(B)</b>	<b>17967</b>	<b>43831250</b>	<b>42968682</b>	<b>100.000</b>	<b>100.000</b>	<b>0</b>	<b>0.000</b>
(C)	Shares held by Custodians and against which Depository Receipts have been issued	0	0	0	N.A	0.000	N.A	N.A
	1 Promoter and Promoter Group	0	0	0	N.A	0	N.A	N.A
	2 Public	0	0	0	N.A	0	N.A	N.A
	<b>GRAND TOTAL (A)+(B)+(C)</b>	<b>17967</b>	<b>43831250</b>	<b>42968682</b>	<b>100.000</b>	<b>100.000</b>	<b>0</b>	<b>0.000</b>



(i) (b) Statement showing holding of securities (including shares, warrants, convertible securities) of persons belonging to the category "Promoter and Promoter Group."

Sr. No.	Name of the Shareholder (i)	Details of Shares held		Encumbered shares		Details of Warrants		Details of convertible securities		Total shares (including underlying shares assuming full conversion of warrants & convertible securities) as a % of diluted share capital (XII)
		Number of shares held (A)-(B)+(C) (iii)	As a % (A)-(B)+(C) (iv)	Number (V)	As a % (V)/(iii)*100 (vi)	Number of Warrants held (vii)	As a % total number of warrants of the same class (ix)	Number of convertible securities held (x)	As a % total number of convertible securities of the same class (xi)	
1	Jai Prakash Agarwal	1839416	4.197	NIL	NIL	NIL	NIL	NIL	NIL	4.197
2	Mohini Agarwal	301456	0.688	NIL	NIL	NIL	NIL	NIL	NIL	0.688
3	Urmil Agarwal	200431	0.457	NIL	NIL	NIL	NIL	NIL	NIL	0.457
4	Vinay Sanyal	176536	0.403	NIL	NIL	NIL	NIL	NIL	NIL	0.403
5	Parag Investments Limited	969348	2.212	NIL	NIL	NIL	NIL	NIL	NIL	2.212
6	Goel Die Cast Limited	1890729	4.291	NIL	NIL	NIL	NIL	NIL	NIL	4.291
7	Vikas Trading & Holding Pvt Ltd	237346	0.541	NIL	NIL	NIL	NIL	NIL	NIL	0.541
8	Gangiya Finance & Investment Pvt. Ltd	522487	1.182	NIL	NIL	NIL	NIL	NIL	NIL	1.182
9	Lustre Merchants Pvt. Ltd.	1622384	3.701	NIL	NIL	NIL	NIL	NIL	NIL	3.701
10	Saraj Tie-up Pvt. Limited	1916250	4.372	NIL	NIL	NIL	NIL	NIL	NIL	4.372
11	Shrin Commodal Pvt Ltd	2098750	4.786	NIL	NIL	NIL	NIL	NIL	NIL	4.786
12	S. M. Vyas Pvt. Limited (Formerly - Lunax Mercantile Private Limited)	1970000	4.494	NIL	NIL	NIL	NIL	NIL	NIL	4.494
13	Divekar Marketing Private Limited	5637500	12.662	NIL	NIL	NIL	NIL	NIL	NIL	12.662
14	Shreyansh Mercantile Private Limited	3176000	7.251	NIL	NIL	NIL	NIL	NIL	NIL	7.251
15	Cubitech Marketing Private Limited	4761000	10.662	NIL	NIL	NIL	NIL	NIL	NIL	10.662
16	Jas Courier & Finance Private Limited	744539	1.699	NIL	NIL	NIL	NIL	NIL	NIL	1.699
	<b>TOTAL</b>	<b>29066182</b>	<b>64.919</b>	<b>0</b>	<b>0.000</b>	<b>0</b>	<b>0.000</b>	<b>0</b>	<b>0</b>	<b>64.919</b>



(1)(c) (i) Statement showing holding of securities (including shares, warrants, convertible securities) of persons belonging to the category "Public" and holding more than 1% of the total number of shares

Sr. No.	Name of the Shareholder	Number of shares held	Shares as a %age of total number of shares (i.e. Grand Total (A)-(B)-(C) Indicated in Statement at para (1)(a) above)	Details of Warrants		Details of convertible securities		Total shares (including underlying shares assuming full conversion of warrants & convertible securities) as a % of diluted share capital
				Number of Warrants held	As a % total number of warrants of the same class	Number of convertible securities held	As a % total number of convertible securities of the same class	
1	Henco Commercials Pvt. Limited	1835498	4.188	NIL	NIL	NIL	NIL	4.188
2	Jasmine Mercantile Pvt Ltd	837988	1.912	NIL	NIL	NIL	NIL	1.912
3	Tenarova Technologies Limited	985711	2.249	NIL	NIL	NIL	NIL	2.249
4	Prajin Benter Pvt Ltd	746987	1.704	NIL	NIL	NIL	NIL	1.704
5	Swadeshil Tubes Limited	763875	1.743	NIL	NIL	NIL	NIL	1.743
6	Bhalodia Steel & Wax India (P) Ltd.	660182	1.506	NIL	NIL	NIL	NIL	1.506
7	Lush Traders Pvt. Ltd.	561899	1.282	NIL	NIL	NIL	NIL	1.282
8	Prakash Chemtex (I) Ltd.	1058809	2.416	NIL	NIL	NIL	NIL	2.416
9	Swadeshil Mercantile Private Limited	463048	1.056	NIL	NIL	NIL	NIL	1.056
	<b>TOTAL</b>	<b>7913958</b>	<b>18.056</b>	<b>NIL</b>	<b>NIL</b>	<b>NIL</b>	<b>NIL</b>	<b>18.056</b>

(1)(c) (ii) Statement showing holding of securities (including shares, warrants, convertible securities) of persons (together with PAC) belonging to the category "Public" and holding more than 5% of the total number of shares of the company

Sr. No.	Name of the Shareholder and Persons Acting in Concert (PAC) with them	Number of shares held	Shares as a %age of total number of shares (i.e. Grand Total (A)-(B)-(C) Indicated in Statement at para (1)(a) above)	Details of Warrants		Details of convertible securities		Total shares (including underlying shares assuming full conversion of warrants & convertible securities) as a % of diluted share capital
				Number of Warrants held	As a % total number of warrants of the same class	Number of convertible securities held	As a % w.r.t total number of convertible securities of the same class	
		NIL	NIL	NIL	NIL	NIL	NIL	NIL
	<b>TOTAL</b>	<b>NIL</b>	<b>NIL</b>	<b>NIL</b>	<b>NIL</b>	<b>NIL</b>	<b>NIL</b>	<b>NIL</b>



(I) (d) Statement showing details of locked-in-shares

Sr. No.	Name of the Shareholder	Number of locked-in shares	Shares as a %age of total number of shares {i.e. Grand Total (A)+(B)+(C) indicated in Statement at para (I)(a) above}
	N.A	NIL	NIL
	<b>Total</b>	<b>NIL</b>	<b>NIL</b>

(II) (a) Statement showing details of Depository Receipts (DRs)

Sr. No.	Type of Outstanding DR (ADRs, GDRs, SDRs, etc.	Number of Outstanding DRs	Number of shares underlying DRs	Shares underlying outstanding DRs as a %age of total number of shares {i.e. Grand Total (A)+(B)+(C) indicated in Statement at para (I) (a) above}
1				
2				
<b>TOTAL</b>	<b>N.A</b>	<b>NIL</b>	<b>NIL</b>	<b>NIL</b>


(II) (b) Statement showing Holding of Depository Receipts (DRs) where underlying shares are held by "promoter/promoter group" are in excess of 1% of the total number of shares

Sr. No.	Name of the DR Holder Type of Outstanding DR (ADRs, GDRs, SDRs, etc.)	Number of shares underlying DRs	Shares underlying outstanding DRs as a %age of total number of shares {i.e. Grand Total (A)+(B)+(C) indicated in Statement at para (I) (a) above}
1			
2			
<b>TOTAL</b>	<b>N.A</b>	<b>NIL</b>	<b>NIL</b>



(III) (a) Statement showing the voting pattern of shareholders, if more than one class of shares / securities is issued by the issuer.

Category (I)	Category of shareholder (II)	Number of Voting Rights held in each class of securities			Total Voting Rights (III+IV+V) (VI)	Total Voting Rights i.e (VI)	
		Class X (III)	Class Y (IV)	Class Z (V)		As a % of (A+B) (VII)	As a % of (A+B+C) (VIII)
(A)	Promoter and Promoter Group						
(1)	Indian						
(a)	Individuals/HUF	Not Issued	Not Issued	Not Issued	NIL	NIL	NIL
(b)	Central Government/ State Government(s)	Not Issued	Not Issued	Not Issued	NIL	NIL	NIL
(c)	Bodies Corporate	Not Issued	Not Issued	Not Issued	NIL	NIL	NIL
(d)	Financial Institutions/ Banks	Not Issued	Not Issued	Not Issued	NIL	NIL	NIL
(e)	Any other (specify)	Not Issued	Not Issued	Not Issued	NIL	NIL	NIL
	<b>Sub-Total (A) (1)</b>	<b>Not Issued</b>	<b>Not Issued</b>	<b>Not Issued</b>	<b>NIL</b>	<b>NIL</b>	<b>NIL</b>
(2)	Foreign						
(a)	Individuals(Non Resident Individuals/Foreign Individual)	Not Issued	Not Issued	Not Issued	NIL	NIL	NIL
(b)	Bodies Corporate	Not Issued	Not Issued	Not Issued	NIL	NIL	NIL
(c)	Institutions	Not Issued	Not Issued	Not Issued	NIL	NIL	NIL
(d)	Any other (specify)	Not Issued	Not Issued	Not Issued	NIL	NIL	NIL
	<b>Sub-Total (A) (2)</b>	<b>Not Issued</b>	<b>Not Issued</b>	<b>Not Issued</b>	<b>NIL</b>	<b>NIL</b>	<b>NIL</b>
	<b>Total Shareholding of Promoter and Promoter Group (A) = (A)(1)+(A)(2)</b>	<b>Not Issued</b>	<b>Not Issued</b>	<b>Not Issued</b>	<b>NIL</b>	<b>NIL</b>	<b>NIL</b>
(B)	Public shareholding						
(1)	Institutions						
(a)	Mutual Funds/UTI	Not Issued	Not Issued	Not Issued	NIL	NIL	NIL
(b)	Financial Institutions/ Banks	Not Issued	Not Issued	Not Issued	NIL	NIL	NIL
(c)	Central Government/ State Government(s)	Not Issued	Not Issued	Not Issued	NIL	NIL	NIL
(d)	Venture Capital Funds	Not Issued	Not Issued	Not Issued	NIL	NIL	NIL
(e)	Insurance Companies	Not Issued	Not Issued	Not Issued	NIL	NIL	NIL
(f)	Foreign Institutional Investors	Not Issued	Not Issued	Not Issued	NIL	NIL	NIL
(g)	Foreign Venture Capital Investors	Not Issued	Not Issued	Not Issued	NIL	NIL	NIL
(h)	Any other (specify)	Not Issued	Not Issued	Not Issued	NIL	NIL	NIL
	<b>Sub-Total (B) (1)</b>	<b>Not Issued</b>	<b>Not Issued</b>	<b>Not Issued</b>	<b>NIL</b>	<b>NIL</b>	<b>NIL</b>



Category Coe	Category of shareholder	Number of Voting Rights held in each class of securities			Total Voting Rights (III+IV+V)	Total Voting Rights i.e (VI)	
		Class X	Class Y	Class Z		As a % of (A+B)	As a % of (A+B+C)
(I)	(II)	(III)	(IV)	(V)	(VI)	(VII)	(VIII)
(2)	<b>Non-institutions</b>						
(a)	Bodies Corporate	Not Issued	Not Issued	Not Issued	NIL	NIL	NIL
(b)	Individuals -						
	i) Individual shareholders holding nominal share capital upto Rs. 1 Lakh	Not Issued	Not Issued	Not Issued	NIL	NIL	NIL
	ii) Individual shareholders holding nominal share capital in excess of Rs. 1 Lakh	Not Issued	Not Issued	Not Issued	NIL	NIL	NIL
(c)	Any other (specify)	Not Issued	Not Issued	Not Issued	NIL	NIL	NIL
	<b>Sub-Total (B) (2)</b>	<b>Not Issued</b>	<b>Not Issued</b>	<b>Not Issued</b>	<b>NIL</b>	<b>NIL</b>	<b>NIL</b>
	<b>Total Public Shareholding (B) = (B)(1)+(B)(2)</b>	<b>Not Issued</b>	<b>Not Issued</b>	<b>Not Issued</b>	<b>NIL</b>	<b>NIL</b>	<b>NIL</b>
	<b>TOTAL (A)+(B)</b>	<b>Not Issued</b>	<b>Not Issued</b>	<b>Not Issued</b>	<b>NIL</b>	<b>NIL</b>	<b>NIL</b>
(C)	Shares held by Custodians and against which Depository Receipts have been issued	Not Issued	Not Issued	Not Issued	NIL	NIL	NIL
	<b>GRAND TOTAL (A)+(B)+(C)</b>	<b>Not Issued</b>	<b>Not Issued</b>	<b>Not Issued</b>	<b>NIL</b>	<b>NIL</b>	<b>NIL</b>

