


Name of the Company :		SUPREME INFRASTRUCTURE INDIA LTD	
Script Code, Name of the scrip, class of security :			
Quarter ended :		30/09/2014	
Partly paid-up shares :-	No. of partly paid-up shares	As a % of total no. of partly paid-up shares	As a % of total no. of shares of the company
Held by promoter/ promoter group	0	0.00	0.00
Held by public	0	0.00	0.00
Total (D)	0	0.00	0.00
Outstanding convertible securities	No. of outstanding securities	As a % of total no. of outstanding convertible securities	As a % of total no. of shares of the company, assuming full conversion of the convertible securities
Held by promoter/ promoter group	0	0.00	0.00
Held by public	0	0.00	0.00
Total (E)	0	0.00	0.00
Warrants	No. of Warrants	As a % of total no. of Warrants	As a % of total no. of shares of the company, assuming full conversion of warrants
Held by promoter/ promoter group	2000000	0.00	9.05
Held by public	0	0.00	0.00
Total (F)	2000000	0.00	9.05
Total paid-up capital of the company, assuming full conversion of warrants convertible securities Total (A+B+C)+ D+E+F)	22092087		100.00

C. J. S.




1 of 10

SUPREME INFRASTRUCTURE INDIA LTD.

Statement Showing Shareholding Pattern
Table (I)(a)

Category Code	Category of Shareholder	Number of Shareholders	Total Number Of Shares	Number of Shares held in Dematerialised form	Total Shareholding as a percentage of total number of shares		Shares Pledged or otherwise encumbered	
					As a Percentage of (A+B)	As a Percentage of (A+B+C)	No. Of Shares	As a Percentage
(I)	(II)	(III)	(IV)	(V)	(VI)	(VII)	(VIII)	(IX)= (VIII)/(IV) *100
(IX)= (VIII)/(IV) *100								
(A) Shareholding of Promoter and Promoter Group2								
1. INDIAN								
(a)	INDIVIDUAL / HUF	15	9694332	9694332	48.25	48.25	5050000	52.09
(b)	CENTRAL / STATE GOVERNMENT(S)	0	0	0	0.00	0.00	0	0.00
(c)	BODIES CORPORATE	1	1350000	1350000	6.72	6.72	1350000	100.00
(d)	FINANCIAL INSTITUTIONS / BANKS	0	0	0	0.00	0.00	0	0.00
(e)	ANY OTHERS (Specify)							
(i)	DIRECTORS RELATIVES	0	0	0	0.00	0.00	0	0.00
(ii)	GROUP COMPANIES	0	0	0	0.00	0.00	0	0.00
SUB TOTAL (A)(1) :		16	11044332	11044332	54.97	54.97	6400000	57.95
2. FOREIGN								
(a)	INDIVIDUAL	0	0	0	0.00	0.00	0	0.00
(b)	BODIES CORPORATE	0	0	0	0.00	0.00	0	0.00
(c)	INSTITUTIONS	0	0	0	0.00	0.00	0	0.00
(d)	QUALIFIED FOREIGN INVESTOR	0	0	0	0.00	0.00	0	0.00
(e)	ANY OTHERS (Specify)	0	0	0	0.00	0.00	0	0.00
SUB TOTAL (A)(2) :		0	0	0	0.00	0.00	0	0.00
Total holding for Promoters and Promoter group	(A)=(A)(1) + (A)(2)	16	11044332	11044332	54.97	54.97	6400000	57.95
(B) Public shareholding								




Handwritten signature

2 of 10

SUPREME INFRASTRUCTURE INDIA LTD.

1. INSTITUTIONS									
(a)	MUTUAL FUNDS / UTI	4	712720	712720	3.55	3.55	0	0.00	
(b)	FINANCIAL INSTITUTIONS / BANKS	0	0	0	0.00	0.00	0	0.00	
(c)	CENTRAL / STATE GOVERNMENT(S)	0	0	0	0.00	0.00	0	0.00	
(d)	VENTURE CAPITAL FUNDS	0	0	0	0.00	0.00	0	0.00	
(e)	INSURANCE COMPANIES	0	0	0	0.00	0.00	0	0.00	
(f)	FII'S	9	2784683	2784683	13.86	13.86	0	0.00	
(g)	FOREIGN VENTURE CAPITAL INVESTORS	0	0	0	0.00	0.00	0	0.00	
(h)	QUALIFIED FOREIGN INVESTOR	0	0	0	0.00	0.00	0	0.00	
(i)	ANY OTHERS (Specify)	0	0	0	0.00	0.00	0	0.00	
SUB TOTAL (B)(1) :		13	3497403	3497403	17.41	17.41	0	0.00	
B 2. Non-institutions									
(a)	BODIES CORPORATE	186	3512812	3512812	17.48	17.48	0	0.00	
(b)	INDIVIDUAL								
(i)	(CAPITAL UPTO TO Rs. 1 Lakh)	5758	867751	867740	4.32	4.32	0	0.00	
(ii)	(CAPITAL GREATER THAN Rs. 1 Lakh)	16	654235	654235	3.26	3.26	0	0.00	
(c)	QUALIFIED FOREIGN INVESTOR	0	0	0	0.00	0.00	0	0.00	
(d)	ANY OTHERS (Specify)								
(i)	TRUSTS	0	0	0	0.00	0.00	0	0.00	
(ii)	CLEARING MEMBER	22	14752	14752	0.07	0.07	0	0.00	
(iii)	DIRECTORS RELATIVES	1	5	5	0.00	0.00	0	0.00	
(iv)	EMPLOYEE	0	0	0	0.00	0.00	0	0.00	
(v)	NON RESIDENT INDIANS (NRI)	119	500797	500797	2.49	2.49	0	0.00	
(vi)	OVERSEAS BODIES CORPORATES	0	0	0	0.00	0.00	0	0.00	
(vii)	UNCLAIMED SUSPENSE ACCOUNT	0	0	0	0.00	0.00	0	0.00	
SUB TOTAL (B)(2) :		6102	5550352	5550341	27.62	27.62	0	0.00	
Total Public Shareholding	(B)=(B)(1) + (B)(2)	6115	9047755	9047744	45.03	45.03	0	0.00	
Total (A) + (B) :		6131	20092087	20092076	100.00	100.00	6400000	31.85	




COA

3 of 10

SUPREME INFRASTRUCTURE INDIA LTD.

(C) Shares held by Custodians and against which Depository Receipts have been issued								
(a) SHARES HELD BY CUSTODIANS		0	0	0	0.00	0.00	0	0.00
(i) Promoter and Promoter Group		0	0	0	0.00	0.00	0	0.00
(ii) Public		0	0	0	0.00	0.00	0	0.00
SUB TOTAL (C)(1) :		0	0	0	0.00	0.00	0	0.00
Grand Total (A) + (B) + (C)		6131	20092087	20092076	100.00	100.00	6400000	31.85
NOTES :	1) NAME, NUMBER OF SHARES HELD & PERCENTAGE OF ENTITIES / PERSONS HOLDING MORE THAN 1% OF THE TOTAL SHARES OF THE COMPANY IS AS PER ANNEXURE							




CJG

4 of 10

SUPREME INFRASTRUCTURE INDIA LTD.


(I)(b) Statement showing holding of securities (including shares, warrants, convertible securities) of persons belonging to the category "PROMOTERS AND PROMOTER GROUP"											
Sr.No	Name of the Shareholder	Details of shares held		Encumbered shares (*)			Details of warrants		Details of convertible securities		Total shares (including underlying shares assuming full conversion of warrants and convertible securities) as a % of diluted share capital
		Number of shares held	As a % of grand total (A)+(B)+(C)	No.	As a percentage	As a % of grand total (A)+(B)+(C) of sub-clause (I)(a)	Number of warrants held	As a % total number of warrants of the same class	Number of convertible securities held	As a % total number of convertible securities of the same class	
(i)	(ii)	(iii)	(iv)	(v)	(vi)=(v)/(iii)* 100	(vii)	(viii)	(ix)	(x)	(xi)	(xii)
1	BHAWANISHANKAR H SHARMA	2600000	12.94	2600000	100.00	12.94					11.77
2	VIKAS BHAWANISHANKAR SHARMA	1800000	8.96	0	0.00	0.00					8.15
3	VIKRAM BHAVANISHANKAR SHARMA	1700000	8.46	0	0.00	0.00					7.70
4	BHS HOUSING PRIVATE LIMITED	1350000	6.72	1350000	100.00	6.72	2000000	100			15.16
5	BHAWANISHANKAR H SHARMA	869400	4.33	869400	100.00	4.33					3.94
6	VIKRAM B SHARMA	700000	3.48	700000	100.00	3.48					3.17
7	RITA B SHARMA	425000	2.12	0	0.00	0.00					1.92
8	VIKRAM BHAWANISHANKAR SHARMA	400000	1.99	400000	100.00	1.99					1.81
9	BHAWANISHANKAR HARISHCHANDRA SHARMA	379600	1.89	379600	100.00	1.89					1.72
10	VIKRAM B SHARMA	215832	1.07	101000	46.80	0.50					0.98
11	BARKHA VIKRAM SHARMA	207000	1.03	0	0.00	0.00					0.94
12	SHWETA V SHARMA	205000	1.02	0	0.00	0.00					0.93
13	BHAWANISHANKAR HARISHCHANDRA SHARMA	100000	0.50	0	0.00	0.00					0.45
14	PHOOL KANWAR H SHARMA	90000	0.45	0	0.00	0.00					0.41
15	RITA B SHARMA	2000	0.01	0	0.00	0.00					0.01
16	BARKHA VIKRAM SHARMA	500	0.00	0	0.00	0.00					0.00
TOTAL:		11044332	54.97	6400000		31.85	2000000	100			59.05



Handwritten signature


5 of 10

Statement showing holding of securities (including shares, warrants, convertible securities) of persons belonging to the category "Public" and holding more than 1% of the total number of shares.							
(I)(C)(i)	Details of shares held		Details of warrants		Details of convertible securities		
SR.NO	Name of the shareholder	Number of shares held	Shares as a percentage of total number of shares (i.e., Gr and Total(A)+(B)+(C) indicated in Statement at para (I)(a) above)	Number of warrants held	As a % total number of warrants of the same class	Number of convertible securities held	
						% w.r.t. total number of convertible securities of the same class	
						Total shares (including underlying shares assuming full conversion of warrants and convertible securities) as a % of diluted share capital	
1	KITARA PIIN 1101	1650000	8.2122	0	0	0	7.47
2	SUDARSHAN SECURITIES PRIVATE LIMITED	830000	4.1310	0	0	0	3.76
3	KOTAK MAHINDRA (INTERNATIONAL) LIMITED	714344	3.5553	0	0	0	3.23
4	GYANMAY INVESTMENT ADVISORS LLP	600000	2.9863	0	0	0	2.72
5	AVIVA LIFE INSURANCE COMPANY INDIA LIMITED	474580	2.3620	0	0	0	2.15
6	SBI TAX ADVANTAGE FUND SERIES I	399980	1.9907	0	0	0	1.81
7	SAMEER MAHENDRA SAMPAT	313235	1.5590	0	0	0	1.42
8	IDBI FEDERAL LIFE INSURANCE COMPANY LIMITED - ULIF04111/01/08EQOPP135	266454	1.3262	0	0	0	1.21
9	Max Life Insurance Company Limited A/c - ULIF01108/02/07LIFEGRWSUP104 - Growth Super Fund	219286	1.0914	0	0	0	0.99
	TOTAL :	5467879	27.2141	0	0	0	24.75



Signature


(1)(d)		Statement Showing " LOCKED - IN - SHARES "		AS ON :		30/09/2014	
SR NO	NAME	Category	Shares	Per			
1	BHS HOUSING PRIVATE LIMITED	Promoter / Promoter Group	1350000	6.72			
2	GYANIMAY INVESTMENT ADVISORS LLP	Public	600000	2.99			
3	JYOTI VARDHAN SONTHALIA	Public	50000	0.25			
4	KOTAK MAHINDRA (INTERNATIONAL) LIMITED	Public	400000	1.99			
5	MEENA A KOTHARI	Public	100000	0.50			
6	RAJNI TARUN JAIN	Public	100000	0.50			
7	SUDARSHAN SECURITIES PRIVATE LIMITED	Public	750000	3.73			
TOTAL:			3350000	16.67			



Handwritten signature/initials

(II) (a) Statement Showing Details of Depository Receipts (DRs)				
Unit :	SUPREME INFRASTRUCTURE INDIA LTD		As on Date :	30/09/2014
Sr.No.	Type of Outstanding DR (ADRs, GDRs, SDRs etc.)	No of Outstanding DRs.	No of Shares underlying outstanding DRs.	Shares underlying outstanding DRs as a Percentage of total number of shares (i.e Total (A)+ (B) + (C) Indicated in statement at para(I) (a) above)
1	GDRs	NIL	NIL	NIL
		TOTAL :		


09/09/14



9 of 10

SUPREME INFRASTRUCTURE INDIA LTD.

(II) (b) Statement showing Holding of Depository Receipts (DRs) where underlying shares are in excess of 1% of the total number of shares.			
Sr.No.	Type of Outstanding DR (ADRs,GDRs,SDRs etc.)	No.of Shares underlying outstanding DRs.	Shares underlying outstanding DRs.as a Percentage of total number of shares (i.e Total (A)+(B)+(C) Indicated in Statement at Para (I) (a) above)
1	NIL	NIL	NIL
TOTAL :			



10 of 10

SUPREME INFRASTRUCTURE INDIA LTD.