

To,  
The General Manager,  
Department of Corporate Services  
BSE Limited  
1<sup>st</sup> Floor, P. J. towers,  
Dalal Street, Mumbai - 400 001

To,  
The Manager,  
Listing Department,  
National Stock Exchange of India Ltd.  
Bandra- Kurla Complex,  
Mumbai – 400 051

Dear Sir,

**Sub: Submission of Shareholding Pattern for the Quarter ended 31<sup>st</sup> March, 2014.**

**Scrip Code: 532904/ SUPREMEINFRA**

With reference to the captioned subject, we are enclosing herewith the Shareholding Pattern of the Company for the Quarter ended 31<sup>st</sup> March, 2014 as received from M/s. Bigshare Services Private Limited, the Registrar and Transfer Agent of the Company, in terms of Clause 35 of the Listing Agreement.


We request you to take the same on record and oblige.

Thanking you,

Yours faithfully,

**FOR SUPREME INFRASTRUCTURE INDIA LIMITED**

  
(VIJAY JOSHI)  
COMPANY SECRETARY



Encl.: Above

**SUPREME INFRASTRUCTURE INDIA LTD.**


Supreme House, Plot No. 94/C, Pratap Gad, Opp. I.I.T Main Gate, Powai, Mumbai - 400 076.  
Tel.: +91 22 6128 9700 Fax : +91 22 6128 9711 • Website : www.supremeinfra.com

**CIN : L74999MH1983PLC029752**



ISO 9001:2008

Name of the Company :		SUPREME INFRASTRUCTURE INDIA LTD		
Script Code, Name of the scrip, class of security :				
Quarter ended :		31/03/2014		
Partly paid-up shares :-		No. of partly paid-up shares	As a % of total no. of partly paid-up shares	As a % of total no. of shares of the company
Held by promoter/ promoter group		0	0.00	0.00
Held by public		0	0.00	0.00
<b>Total (D)</b>		<b>0</b>	<b>0.00</b>	<b>0.00</b>
Outstanding convertible securities		No. of outstanding securities	As a % of total no. of outstanding convertible securities	As a % of total no. of shares of the company, assuming full conversion of the convertible securities
Held by promoter/ promoter group		0	0.00	0.00
Held by public		0	0.00	0.00
<b>Total (E)</b>		<b>0</b>	<b>0.00</b>	<b>0.00</b>
Warrants		No. of Warrants	As a % of total no. of Warrants	As a % of total no. of shares of the company, assuming full conversion of warrants
Held by promoter/ promoter group		2000000	0.00	9.05
Held by public		0	0.00	0.00
<b>Total (F)</b>		<b>2000000</b>	<b>0.00</b>	<b>9.05</b>
<b>Total paid-up capital of the company, assuming full conversion of warrants convertible securities Total (A+B+C)+ D+E+F)</b>		<b>22092087</b>		<b>100.00</b>



1 of 10

SUPREME INFRASTRUCTURE INDIA LTD.

**Statement Showing Shareholding Pattern**  
**Table (I)(a)**


Category Code	Category of Shareholder	Number of Shareholders	Total Number Of Shares	Number of Shares held in Dematerialised form	Total Shareholding as a percentage of total number of shares		Shares Pledged or otherwise encumbered	
					As a Percentage of (A+B) (VI)	As a Percentage of (A+B+C) (VII)	No. Of Shares (VIII)	As a Percentage (IX)=(VIII)/(IV) *100
(I)	(II)	(III)	(IV)	(V)	(VI)	(VII)	(VIII)	(IX)
(IX)=(VIII)/(IV) *100								
(A) Shareholding of Promoter and Promoter Group2								
<b>1. INDIAN</b>								
(a)	INDIVIDUAL / HUF	14	9694332	9694332	48.2495	48.2495	4800000	49.51
(b)	CENTRAL / STATE GOVERNMENT(S)	0	0	0	0.0000	0.0000	0	0.00
(c)	BODIES CORPORATE	1	1350000	1350000	6.7191	6.7191	0	0.00
(d)	FINANCIAL INSTITUTIONS / BANKS	0	0	0	0.0000	0.0000	0	0.00
(e)	ANY OTHERS (Specify)							
(i)	DIRECTORS RELATIVES	0	0	0	0.0000	0.0000	0	0.00
(ii)	GROUP COMPANIES	0	0	0	0.0000	0.0000	0	0.00
<b>SUB TOTAL (A)(1) :</b>		<b>15</b>	<b>11044332</b>	<b>11044332</b>	<b>54.9686</b>	<b>54.9686</b>	<b>4800000</b>	<b>43.46</b>
<b>2. FOREIGN</b>								
(a)	INDIVIDUAL	0	0	0	0.0000	0.0000	0	0.00
(b)	BODIES CORPORATE	0	0	0	0.0000	0.0000	0	0.00
(c)	INSTITUTIONS	0	0	0	0.0000	0.0000	0	0.00
(d)	QUALIFIED FOREIGN INVESTOR	0	0	0	0.0000	0.0000	0	0.00
(e)	ANY OTHERS (Specify)	0	0	0	0.0000	0.0000	0	0.00
<b>SUB TOTAL (A)(2) :</b>		<b>0</b>	<b>0</b>	<b>0</b>	<b>0.0000</b>	<b>0.0000</b>	<b>0</b>	<b>0.00</b>
<b>Total holding for Promoters and Promoter group</b>	<b>(A)=(A)(1) + (A)(2)</b>	<b>15</b>	<b>11044332</b>	<b>11044332</b>	<b>54.9686</b>	<b>54.9686</b>	<b>4800000</b>	<b>43.46</b>

2 of 10 

**SUPREME INFRASTRUCTURE INDIA**

(B) Public shareholding									
<b>1. INSTITUTIONS</b>									
(a)	MUTUAL FUNDS / UTI	2	257740	257740	1.2828	1.2828	0	0.00	
(b)	FINANCIAL INSTITUTIONS / BANKS	0	0	0	0.0000	0.0000	0	0.00	
(c)	CENTRAL / STATE GOVERNMENT(S)	0	0	0	0.0000	0.0000	0	0.00	
(d)	VENTURE CAPITAL FUNDS	0	0	0	0.0000	0.0000	0	0.00	
(e)	INSURANCE COMPANIES	0	0	0	0.0000	0.0000	0	0.00	
(f)	FII'S	7	2647374	2647374	13.1762	13.1762	0	0.00	
(g)	FOREIGN VENTURE CAPITAL INVESTORS	0	0	0	0.0000	0.0000	0	0.00	
(h)	QUALIFIED FOREIGN INVESTOR	0	0	0	0.0000	0.0000	0	0.00	
(i)	ANY OTHERS (Specify)	0	0	0	0.0000	0.0000	0	0.00	
<b>SUB TOTAL (B)(1) :</b>		<b>9</b>	<b>2905114</b>	<b>2905114</b>	<b>14.4590</b>	<b>14.4590</b>	<b>0</b>	<b>0.00</b>	
<b>B 2. Non-institutions</b>									
(a)	BODIES CORPORATE	192	3861213	3861213	19.2176	19.2176	0	0.00	
(b)	INDIVIDUAL								
(i)	(CAPITAL UPTO TO Rs. 1 Lakh)	6381	950368	950357	4.7301	4.7301	0	0.00	
(ii)	(CAPITAL GREATER THAN Rs. 1 Lakh)	20	804276	804276	4.0029	4.0029	0	0.00	
(c)	QUALIFIED FOREIGN INVESTOR	0	0	0	0.0000	0.0000	0	0.00	
(d)	ANY OTHERS (Specify)								
(i)	TRUSTS	0	0	0	0.0000	0.0000	0	0.00	
(ii)	CLEARING MEMBER	32	12639	12639	0.0629	0.0629	0	0.00	
(iii)	DIRECTORS RELATIVES	1	905	905	0.0045	0.0045	0	0.00	
(iv)	EMPLOYEE	0	0	0	0.0000	0.0000	0	0.00	
(v)	NON RESIDENT INDIANS (NRI)	135	513240	513240	2.5544	2.5544	0	0.00	
(vi)	OVERSEAS BODIES CORPORATES	0	0	0	0.0000	0.0000	0	0.00	
(vii)	UNCLAIMED SUSPENSE ACCOUNT	0	0	0	0.0000	0.0000	0	0.00	
<b>SUB TOTAL (B)(2) :</b>		<b>6761</b>	<b>6142641</b>	<b>6142630</b>	<b>30.5724</b>	<b>30.5724</b>	<b>0</b>	<b>0.00</b>	
Total Public Shareholding	(B)=(B)(1) + (B)(2)	6770	9047755	9047744	45.0314	45.0314	0	0.00	
Total (A) + (B) :		6785	20092087	20092076	100.0000	100.0000	4800000	23.89	

00/0/




3 of 10


**SUPREME INFRASTRUCTURE INDIA LTD.**

(C) Shares held by Custodians and against which Depository Receipts have been issued								
(a) SHARES HELD BY CUSTODIANS		0	0	0	0.0000	0.0000	0	0.00
(i) Promoter and Promoter Group		0	0	0	0.0000	0.0000	0	0.00
(ii) Public		0	0	0	0.0000	0.0000	0	0.00
SUB TOTAL (C)(1) :		0	0	0	0.0000	0.0000	0	0.00
Grand Total (A) + (B) + (C)		6785	20092087	20092076	100.0000	100.0000	4800000	23.89
NOTES :	1) NAME, NUMBER OF SHARES HELD & PERCENTAGE OF ENTITIES / PERSONS HOLDING MORE THAN 1% OF THE TOTAL SHARES OF THE COMPANY IS AS PER ANNEXURE							

*UJA*




(I)(b)	Statement showing holding of securities (including shares, warrants, convertible securities) of persons belonging to the category "PROMOTERS AND PROMOTER GROUP"										
	Sr.No	Name of the Shareholder	Details of shares held		Encumbered shares (*)		Details of warrants		Details of convertible securities		Total shares (including underlying shares assuming full conversion of warrants and convertible securities) as a % of diluted share capital
Number of shares held			As a % of grand total (A)+(B)+(C)	No.	As a percentage (VI)=(V)/(III)* 100	As a % of grand total (A)+(B)+(C) of sub-clause (I)(a)	Number of warrants held	As a % of total number of warrants of the same class	Number of convertible securities held	As a % of total number of convertible securities of the same class	
(I)	(II)	(III)	(IV)	(V)	(VI)=(V)/(III)* 100	(VII)	(VIII)	(IX)	(X)	(XI)	(XII)
1	BHAWANISHANKAR H SHARMA	2600000	12.94	2600000	100.00	12.94					11.77
2	VIKAS BHAWANISHANKAR SHARMA	1800000	8.96	0	0.00	0.00					8.15
3	VIKRAM BHAVANISHANKAR SHARMA	1700000	8.46	0	0.00	0.00					7.70
4	BHS HOUSING PRIVATE LIMITED	1350000	6.72	0	0.00	0.00	2000000	100			15.16
5	BHAWANISHANKAR H SHARMA	869400	4.33	869400	100.00	4.33					3.94
6	VIKRAM B SHARMA	700000	3.48	700000	100.00	3.48					3.17
7	RITA B SHARMA	677000	3.37	0	0.00	0.00					3.06
8	VIKRAM BHAWANISHANKAR SHARMA	400000	1.99	400000	100.00	1.99					1.81
9	VIKRAM B SHARMA	215832	1.07	101000	46.80	0.50					0.98
10	BARKHA VIKRAM SHARMA	207000	1.03	0	0.00	0.00					0.94
11	SHWETA V SHARMA	205000	1.02	0	0.00	0.00					0.93
12	BHAWANISHANKAR HARISHCHANDRA SHARMA	129600	0.65	129600	100.00	0.65					0.59
13	BHAWANISHANKAR HARISHCHANDRA SHARMA	100000	0.50	0	0.00	0.00					0.45
14	PHOOL KANWAR H SHARMA	90000	0.45	0	0.00	0.00					0.41
15	BARKHA VIKRAM SHARMA	500	0.00	0	0.00	0.00					0.00
	TOTAL :	11044332	54.97	4800000			2000000	100			59.05



Handwritten signature/initials.

Statement showing holding of securities (including shares, warrants, convertible securities) of persons belonging to the category "Public" and holding more than 1% of the total number of shares.							
SR.NO	Name of the shareholder	Number of shares held	Shares as a percentage of total number of shares (i.e., Gr and Total(A)+(B)+(C) indicated in Statement at para (l)(a) above}	Details of warrants		Details of convertible securities	
				Number of warrants held	As a % total number of warrants of the same class	Number of convertible securities held	% w.r.t. total number of convertible securities of the same class
(l)(c)(i)						Total shares (including underlying shares assuming full conversion of warrants and convertible securities) as a % of diluted share capital	
1	KITARA PIIN 1101	1650000	8.210	0	0	0	7.47
2	SUDARSHAN SECURITIES PRIVATE LIMITED	830000	4.130	0	0	0	3.76
3	KOTAK MAHINDRA (INTERNATIONAL) LIMITED	714344	3.560	0	0	0	3.23
4	GYANMAY INVESTMENT ADVISORS LLP	600000	2.990	0	0	0	2.72
5	AVIVA LIFE INSURANCE COMPANY INDIA LIMITED	551762	2.750	0	0	0	2.50
6	SAMEER MAHENDRA SAMPAT	313235	1.560	0	0	0	1.42
7	IDBI FEDERAL LIFE INSURANCE COMPANY LIMITED - ULIF0411/01/08EQOPP135	280177	1.390	0	0	0	1.27
8	SUPREME CONSTRUCTION AND DEVELOPERS PVT	216275	1.080	0	0	0	0.98
	TOTAL :	5155793	25.660	0	0	0	23.34



Handwritten signature/initials.

(l)(c)(ii)	Statement showing holding of securities (including shares, warrants, convertible securities) of persons (together with PAC) belonging to the category "Public" and holding more than 5% of the total number of shares of the company	AS ON :	31/03/2014						
SR.NO	Name of the shareholder	Number of shares	Shares as a percentage of total number of shares (i.e., Grand Total (A)+(B)+(C) indicated in Statement at para (l)(a) above)	Details of warrants	As a % total number of warrants of the same class	Number of convertible securities held	Number of convertible securities held	% w.r.t. total number of convertible securities of the same class	Total shares (including underlying shares assuming full conversion of warrants and convertible securities) as a % of diluted share capital
1	KITARA PIIN 1101	1,650,000.00	8.21		0	0	0	0	7.47
TOTAL :		1,650,000.00	8.21		0	0	0	0	7.47



*Handwritten signature/initials*




(1)(d)		Statement Showing " LOCKED - IN - SHARES "		AS ON :		31/03/2014
SR NO	NAME	Category	Shares	Per		
1	BHS HOUSING PRIVATE LIMITED	Promoter / Promoter Group	1350000	6.72		
2	GYANMAY INVESTMENT ADVISORS LLP	Public	600000	2.99		
3	JYOTI VARDHAN SONTHALIA	Public	50000	0.25		
4	KOTAK MAHINDRA (INTERNATIONAL) LIMITED	Public	714344	3.56		
5	MEENA A KOTHARI	Public	100000	0.50		
6	RAJNI TARUN JAIN	Public	100000	0.50		
7	SUDARSHAN SECURITIES PRIVATE LIMITED	Public	830000	4.13		
		TOTAL:	3744344	18.6359		



U98

(II) (a) Statement Showing Details of Depository Receipts (DRs)			
Unit :	SUPREME INFRASTRUCTURE INDIA LTD	As on Date :	31/03/2014
Sr.No.	Type of Outstanding DR (ADRs, GDRs, SDRs etc.)	No of Outstanding DRs.	No of Shares underlying outstanding DRs. Shares underlying outstanding DRs as a Percentage of total number of shares (i.e Total (A)+ (B) + (C) Indicated in statement at para(I) (a) above)
1	GDRs	NIL	NIL
TOTAL :			



*Handwritten signature*

9 of 10

SUPREME INFRASTRUCTURE INDIA LTD.

(ii) (b) Statement showing Holding of Depository Receipts (DRs) where underlying shares are in excess of 1% of the total number of shares.

Sr.No.	Type of Outstanding DR (ADRs,GDRs,SDRs etc.)	No.of Shares underlying outstanding DRs.	Shares underlying outstanding DRs.as a Percentage of total number of shares (i.e Total (A)+(B)+(C) Indicated in Statement at Para (I) (a) above)
1	NIL	NIL	NIL
<b>TOTAL :</b>			

*[Handwritten Signature]*



10 of 10

**SUPREME INFRASTRUCTURE INDIA LTD.**