


(I) (a)

**Statement showing Shareholding Pattern**


Name of the Company: THE SUPREME INDUSTRIES LTD			
Scrip Code, Name of the scrip, class of security: NSE: SUPREMEIND, BSE: 509930 Class of Security: Equity Shares			
Quarter ended: 31/03/2014			
Partly paid-up shares:-	No. of partly paid-up shares	As a % of total no. of partly paid-up Shares	As a % of total no. of shares of the company
Held by promoter/promoter group	NIL	N.A.	N.A.
Held by public	NIL	N.A.	N.A.
<b>Total</b>	<b>NIL</b>	<b>N.A.</b>	<b>N.A.</b>
Outstanding convertible securities :-	No. of outstanding securities	As a % of total no. of outstanding convertible securities	As a % of total no. of shares of the company, assuming full conversion of the convertible securities
Held by promoter/promoter group	NIL	N.A.	N.A.
Held by public	NIL	N.A.	N.A.
<b>Total</b>	<b>NIL</b>	<b>N.A.</b>	<b>N.A.</b>
Warrants:-	No. of warrants	As a % of total no. of warrants	As a % of total no. of shares of the company, assuming full conversion of Warrants
Held by promoter/promoter group	NIL	N.A.	N.A.
Held by public	NIL	N.A.	N.A.
<b>Total</b>	<b>NIL</b>	<b>N.A.</b>	<b>N.A.</b>
<b>Total paid-up capital of the company, assuming full conversion of warrants and convertible securities</b>	<b>127026870</b>	<b>N.A.</b>	<b>100.00</b>

For The Supreme Industries Ltd.

  
 (R. J. Saboo)  
 Sr. General Manager (Corporate Affairs)  
 & Company Secretary

(I)(a)	Statement Showing Shareholding Pattern								
	Name of the Company :		THE SUPREME INDUSTRIES LTD						
	Scrip Code :		509930		Quarter Ended :		31/03/2014		
Category code	Category of Shareholder	Number of Shareholders	Total number of shares	Number of shares held in dematerialized form	Total shareholding as a percentage of total number of shares		Shares pledged or otherwise encumbered		
					As a percentage of (A+B) <sup>1</sup>	As a percentage of (A+B+C)	Number of Shares	As a percentage of (IX)=(VIII)/(IV)*100	
(I)	(II)	(III)	(IV)	(V)	(VI)	(VII)	(VIII)	(IX)	
(A)	Shareholding of Promoter and Promoter Group <sup>2</sup>								
1	Indian								
(a)	Individuals/ Hindu Undivided Family	10	3235590	3235590	2.55	2.55	0	0.00	
(b)	Central Government/ State Government(s)	0	0	0	0.00	0.00	0	0.00	
	Bodies Corporate	5	59867155	59867155	47.13	47.13	0	0.00	
(d)	Financial Institutions/ Banks	0	0	0	0.00	0.00	0	0.00	
(e)	Any Others(Specify)	0	0	0	0.00	0.00	0	0.00	
	Trust	1	17260	17260	0.01	0.01			
	Sub Total(A)(1)	16	63120005	63120005	49.69	49.69	0	0.00	
2	Foreign								
a	Individuals (Non-Residents Individuals/ Foreign Individuals)								
b	Bodies Corporate	0	0	0	0.00	0.00	0	0.00	
c	Institutions	0	0	0	0.00	0.00	0	0.00	
d	Any Others(Specify)	0	0	0	0.00	0.00	0	0.00	
	Sub Total(A)(2)	0	0	0	0.00	0.00	0	0.00	
	Total Shareholding of Promoter and Promoter Group (A)=(A)(1)+(A)(2)		16	63120005	63120005	49.69	49.69	0	0.00
(B)	Public shareholding						N.A.	N.A.	
1	Institutions						N.A.	N.A.	
(a)	Group Companies								
(i)	Foreign Financial Institutions/ Banks	1	500	500	0.00	0.00	0	0.00	
(b)	Mutual Funds/ UTI	46	6966035	6966035	5.48	5.48	0	0.00	
(c)	Financial Institutions / Banks	12	32772	30007	0.03	0.03	0	0.00	

For The Supreme Industries Ltd.

  
(R. J. Saboo)  
Sr. General Manager (Corporate Affairs)  
& Company Secretary

Category code	Category of Shareholder	Number of Shareholders	Total number of shares	Number of shares held in dematerialized form	Total shareholding as a percentage of total number of shares		Shares pledged or otherwise encumbered	
					As a percentage of (A+B) <sup>1</sup>	As a percentage of (A+B+C)	Number of Shares	As a percentage of (IX) = (VIII)/(IV)*100
(I)	(II)	(III)	(IV)	(V)	(VI)	(VII)	(VIII)	(IX)
(d)	Central Government/ State Government(s)	0	0	0	0.00	0.00	0	0.00
(e)	Venture Capital Funds	0	0	0	0.00	0.00	0	0.00
(f)	Insurance Companies	0	0	0	0.00	0.00	0	0.00
(g)	Foreign Institutional Investors	95	25712588	25711088	20.24	20.24	0	0.00
(h)	Foreign Venture Capital Investors	0	0	0	0.00	0.00	0	0.00
(i)	Qualified Foreign Investor	0	0	0	0.00	0.00	0	0.00
(j)	Any Other	0	0	0	0.00	0.00	0	0.00
	<b>Sub-Total (B)(1)</b>	<b>154</b>	<b>32711895</b>	<b>32707630</b>	<b>25.75</b>	<b>25.75</b>	<b>0</b>	<b>0.00</b>
<b>B 2</b>	<b>Non-institutions</b>							
(a)	Bodies Corporate	446	6596418	6575533	5.19	5.19	0	0.00
(b)	Individuals							
I	Individuals - i. Individual shareholders holding nominal share capital up to Rs 1 lakh	25542	18873008	16156473	14.86	14.86	0	0.00
II	ii. Individual shareholders holding nominal share capital in excess of Rs. 1 lakh.	42	4954769	4954769	3.90	3.90	0	0.00
(c)	Qualified Foreign Investor	0	0	0	0.00	0.00	0	0.00
(d)	Any Other (specify)							
(d-i)	Trusts	4	10049	10049	0.01	0.01	0	0.00
(d-ii)	Clearing Member	105	120055	120055	0.09	0.09	0	0.00
(d-iii)	NRI	578	601301	494871	0.47	0.47	0	0.00
(d-iv)	OCB	1	39370	0	0.03	0.03	0	0.00
	<b>Sub-Total (B)(2)</b>	<b>26718</b>	<b>31194970</b>	<b>28311750</b>	<b>24.56</b>	<b>24.56</b>	<b>0</b>	<b>0.00</b>
(B)	<b>Total Public Shareholding (B) = (B)(1)+(B)(2)</b>	<b>26872</b>	<b>63906865</b>	<b>61019380</b>	<b>50.31</b>	<b>50.31</b>	<b>N.A.</b>	<b>N.A.</b>
	<b>TOTAL (A)+(B)</b>	<b>26888</b>	<b>127026870</b>	<b>124139385</b>	<b>100.00</b>	<b>100.00</b>	<b>0</b>	<b>0.00</b>
(C)	Shares held by Custodians and against which Depository Receipts have been issued							
(i)	Promoter and Promoter Group	0	0	0	0.00	0.00	0.00	0.00
(ii)	Public	0	0	0	0.00	0.00	0.00	0.00
	<b>Sub Total (C) (I)</b>	<b>0</b>	<b>0</b>	<b>0</b>	<b>0.00</b>	<b>0.00</b>	<b>0.00</b>	<b>0.00</b>
	<b>GRAND TOTAL (A)+(B)+(C)</b>	<b>26888</b>	<b>127026870</b>	<b>124139385</b>	<b>100.00</b>	<b>100.00</b>	<b>0</b>	<b>0.00</b>

For The Supreme Industries Ltd.

(R. J. Saboo)  
Sr. General Manager (Corporate Affairs)  
& Company Secretary

(D)(b) Statement showing holding of securities (including shares, warrants, convertible securities) of persons belonging to the category "Promoter and Promoter Group"

Sr. No.	Name of the shareholder	Details of Shares held		Encumbered shares (*)			Details of warrants		Details of convertible securities		Total shares (including underlying shares assuming full conversion of warrants and convertible securities) as a % of diluted share capital
		No. of Shares held	As a % of grand total (A) + (B) + (C)	No.	As a percentage	As a % of grand total (A) + (B) + (C) of sub-clause (I) (a)	Number of warrants held	As a % total number of warrants of the same class	Number of convertible securities held	As a % total number of convertible securities of the same class	
(I)	(II)	(III)	(IV)	(V)	(VI)=(V)/(III)*100	(VII)	(VIII)	(IX)	(X)	(XI)	(XII)
1	VENKTESH INVESTMENT & TRADING CO. (P) LTD.	19683081	15.50	0	0.00	0.00	0	0.00	0	0.00	0
2	JOWAL INVESTMENT & TRADING CO. (P) LTD.	19912082	15.68	0	0.00	0.00	0	0.00	0	0.00	0
3	BOON INVESTMENT & TRADING CO. (P) LTD.	20206592	15.91	0	0.00	0.00	0	0.00	0	0.00	0
4	SURAJ PACKAGING PRIVATE LIMITED	6300	0.00	0	0.00	0.00	0	0.00	0	0.00	0
5	PLATINUM PLASTIC AND INDUSTRIES PRIVATE LIMITED	49100	0.04	0	0.00	0.00	0	0.00	0	0.00	0
6	BALKRISHNA PRABHU CHARITABLE TRUST	17260	0.01	0	0.00	0.00	0	0.00	0	0.00	0
7	SHIVRATAN JEETMAL TAPARIA	703816	0.55	0	0.00	0.00	0	0.00	0	0.00	0
8	MAHAVEERPRASAD S. TAPARIA	749186	0.59	0	0.00	0.00	0	0.00	0	0.00	0
9	VIJAYKUMAR BAJRANGLAL TAPARIA	344890	0.27	0	0.00	0.00	0	0.00	0	0.00	0
10	BAJRANGLAL SURAJMAL TAPARIA	367388	0.29	0	0.00	0.00	0	0.00	0	0.00	0
11	VIVEK KUMAR TAPARIA	262230	0.21	0	0.00	0.00	0	0.00	0	0.00	0
12	KAMLESHDEVI M. TAPARIA	347830	0.27	0	0.00	0.00	0	0.00	0	0.00	0
13	KUSUMDEVI S. TAPARIA	98890	0.08	0	0.00	0.00	0	0.00	0	0.00	0
14	PRIYANKADEVI TAPARIA	141500	0.11	0	0.00	0.00	0	0.00	0	0.00	0
15	VIREN VIVEK TAPARIA	200050	0.16	0	0.00	0.00	0	0.00	0	0.00	0
16	ANIKA VIVEKKUMAR TAPARIA	20000	0.02	0	0.00	0.00	0	0.00	0	0.00	0
TOTAL		63120005	49.69	0	0.00	0.00	0	0.00	0	0.00	0

(\*) The term "encumbrance" has the same meaning as assigned to it in regulation 20(3) of the SEBI Regulation, 2011.

For The Supreme Industries Ltd.

  
(R. J. Saboo)  
Sr. General Manager (Corporate Affairs)  
& Company Secretary

(D)(c) (i) Statement showing holding of securities (including shares, warrants, convertible securities) of persons belonging to the category "Public" and holding more than 1% of the total number of shares								
Sr. No.	Name of the shareholder	Number of shares	Shares as a percentage of total number of shares [i.e., Grand Total (A)+(B)+(C) indicated in Statement at para (I)(a) above]	Details of warrants		Details of convertible securities		Total shares (including underlying shares assuming full conversion of warrants and convertible)
				Number of warrants held	As a % total number of warrants of the same class	Number of convertible securities held	% w.r.t. total number of convertible securities of the same class	
1	NALANDA INDIA FUND LIMITED	8176502	6.44	0	0.00	0	0.00	0
2	HSBC BANK (MAURITIUS) LIMITED A/C JWALAMUKHI INVESTMENTS HOLDINGS	4557703	3.59	0	0.00	0	0.00	0
3	HDFC TRUSTEE COMPANY LTD - A/C. HDFC MID- CAP OPPORTUNITIES FUND	2443800	1.92	0	0.00	0	0.00	0
4	MATTHEWS INDIA FUND	1895000	1.50	0	0.00	0	0.00	0
5	AMRIT PETROLEUMS PVT LTD	1600000	1.25	0	0.00	0	0.00	0
6	JPMORGAN EMERGING MARKETS INVESTMENT TRUST PL	1351280	1.06					
<b>TOTAL</b>		<b>20024285</b>	<b>15.76</b>	<b>0</b>	<b>0.00</b>	<b>0</b>	<b>0.00</b>	<b>0</b>

For The Supreme Industries Ltd.

(R. J. Saboo)  
Sr. General Manager (Corporate Affairs)  
& Company Secretary

(D)(c) (ii) Statement showing holding of securities (including shares, warrants, convertible securities) of persons (together with PAC) belonging to the category "Public" and holding more than 5% of the total number of shares of the company


Sr. No.	Name (s) of the shareholder (s) and the Persons Acting in Concert (PAC) with them	Number of shares	Shares as a percentage of total number of shares (i.e., Grand Total (A)+(B)+(C) indicated in Statement at para (i)(a) above)	Details of warrants		Details of convertible securities		Total shares (including underlying shares assuming full conversion of warrants and convertible securities) as a % of diluted share capital
				Number of warrants held	As a % total number of warrants of the same class	Number of convertible securities held	% w.r.t. total number of convertible securities of the same class	
1	NALANDA INDIA FUND LIMITED	8176502	6.44	0	0.00	0	0.00	0
	<b>TOTAL</b>	<b>8176502</b>	<b>6.44</b>	<b>0</b>	<b>0.00</b>	<b>0</b>	<b>0.00</b>	<b>0.00</b>

For The Supreme Industries Ltd.

(R. J. Saboo)  
 Sr. General Manager (Corporate Affairs)  
 & Company Secretary

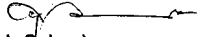
(l)(d) Statement showing details of locked-in shares				
Sr. No.	Name of the Shareholder	Category of Shareholders (Promoters/ Public)	Number of Locked-in Shares	Locked-in shares as a percentage of total number of shares { i.e., Grand Total (A)+(B)+( C ) indicated in Statement at para (l) (a) above}
	NIL	NIL	NIL	NIL
<b>TOTAL</b>		<b>0</b>	<b>0</b>	<b>0.00</b>

For The Supreme Industries Ltd.

  
 (R. J. Saboo)  
 Sr. General Manager (Corporate Affairs)  
 & Company Secretary

<b>(II) (a) Statement Showing Details of Depository Receipt(s) (DRs)</b>				
<b>Sr. No.</b>	<b>Type of Outstanding DR (ADRs, GDRs, SDRs, etc.)</b>	<b>No. of Outstanding DRs</b>	<b>No of Shares underlying outstanding DRs</b>	<b>Shares underlying outstanding DRs as a % of total no. of Shares (I.e Total (A)+ (B)+ ( C ) Indicated in Statement at Para (I) (a) above)</b>
	NIL	NIL	NIL	NIL
<b>TOTAL</b>		<b>0</b>	<b>0</b>	<b>0.00</b>

For The **Supreme Industries Ltd.**

  
 (R. J. Saboo)  
 Sr. General Manager (Corporate Affairs)  
 & Company Secretary



<b>(II) (b) Statement Showing Holding of Depository Receipts (DRs)</b>				
<b>where underlying shares held by 'promoter / promoter group' are in excess of 1% of the total number of shares</b>				
<b>Sr. No.</b>	<b>Name of the DR Holder</b>	<b>Type of Outstanding DR (ADRs, GDRs, SdRs etc.)</b>	<b>No of Shares underlying outstanding DRs</b>	<b>Shares underlying outstanding DRs as a % of total no. of Shares (I.e. Grand Total (A) + (B) + (C) Indicated in Statement at Para (I) (a) above)</b>
	NIL	NIL	NIL	NIL
<b>TOTAL</b>			<b>0</b>	<b>0.00</b>

**For The Supreme Industries Ltd.**

  
**(R. J. Saboo)**  
**Sr. General Manager (Corporate Affairs)**  
**& Company Secretary**