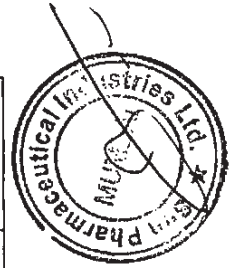


0) (a) Statement showing Shareholding Pattern


Name of the Company:		SUN PHARMACEUTICAL INDUSTRIES LTD		
Scrip Code, Name of the scrip, class of security:		BSE- 524715, NSE- SUNPHARMA; Class of Security: Equity Shares of Re./-. each		
As on		30 th September, 2014		
Partly paid-up shares:-		No. of partly paid-up shares	As a % of total no. of partly paid-up shares	As a % of total no. of shares of the company
Held by Promoter / Promoter Group		0	0.00	0.00
Held by public		0	0.00	0.00
Total		0	0.00	0.00
Outstanding convertible securities:-		No. of outstanding securities	As a % of total No. of outstanding convertible securities	As a % of total no. of shares of the company, assuming full conversion of the convertible securities
Held by Promoter / Promoter Group		0	0.00	0.00
Held by public		0	0.00	0.00
Total		0	0.00	0.00
Warrants:-		No. of warrants	As a % of total no. of warrants	As a % of total no. of shares of the company, assuming full conversion of warrants
Held by Promoter / Promoter Group		0	0.00	0.00
Held by public		0	0.00	0.00
Total		0	0.00	0.00
Total paid-up capital of the company assuming full conversion of warrants and convertible securities		2077163910		



Category Code	Category of shareholder	Number of shareholders	Total number of shares	Number of shares held in dematerialised form	percentage of total number of shares		Shares pledged or otherwise encumbered		As a percentage (IX) = (VIII)/(IV)*100
					of (A+B) (VI)	As a percentage of (A+B+C) (VII)	Number of shares	(VIII)	
(A)	Promoter and Promoter Group								
1	Indian								
(a)	Individuals/Hindu Undivided Family	10	304042200	304042200	14.68	14.68	7405000*	0.56	0.00
(b)	Central Government/State Government(s)	0	0	0	0.00	0.00	0	0.00	0.00
(c)	Bodies Corporate	17	1013024000	1013024000	48.91	48.91	0	0.00	0.00
(d)	Financial Institutions / Banks	0	0	0	0.00	0.00	0	0.00	0.00
(e)	Any Other (specify)	0	0	0	0.00	0.00	0	0.00	0.00
(f)	Trusts	1	1280200	1280200	0.06	0.06	0	0.00	0.00
(g)	Sub Total (A)(I)	28	1318346400	1318346400	63.65	63.65	7405000*	0.56	0.00
2	Foreign								
(a)	Individuals (Non-Resident Individuals/Foreign Individuals)	0	0	0	0.00	0.00	0	0.00	0.00
(b)	Bodies Corporate	0	0	0	0.00	0.00	0	0.00	0.00
(c)	Institutions	0	0	0	0.00	0.00	0	0.00	0.00
(d)	Qualified Foreign Investors	0	0	0	0.00	0.00	0	0.00	0.00
(e)	Any Other (specify)	0	0	0	0.00	0.00	0	0.00	0.00
(f)	Sub Total (A)(2)	0	0	0	0.00	0.00	0	0.00	0.00
	Total Shareholding of Promoter and Promoter Group (A)=(A)(I)+(A)(2)	28	1318346400	1318346400	63.65	63.65	7405000*	0.56	
(B)	Public shareholding								
1	Institutions								
(a)	Mutual Funds/UTI	203	24431370	20936050	1.13	1.13	0	0.00	0.00
(b)	Financial Institutions / Banks	53	30976775	30979935	1.50	1.50	0	0.00	0.00
(c)	Central Government/State Government(s)	4	1050943	1050943	0.05	0.05	0	0.00	0.00
(d)	Venture Capital Funds	0	0	0	0.00	0.00	0	0.00	0.00
(e)	Insurance Companies	114	39930517	39930517	1.93	1.93	0	0.00	0.00
(f)	Foreign Institutional Investors	802	471310295	471298295	22.76	22.76	0	0.00	0.00
(g)	Foreign Bank	0	0	0	0.00	0.00	0	0.00	0.00
(h)	Qualified Foreign Investors	0	0	0	0.00	0.00	0	0.00	0.00
(i)	Any Other (specify)	0	0	0	0.00	0.00	0	0.00	0.00
(j)	Sub Total (B)(1)	1,176	56669900	564189740	27.36	27.36	0	0.00	0.00
2	Non-institutions								
(a)	Bodies Corporate	1802	53561557	53372047	2.59	2.59	0	0.00	0.00
(b) (i)	Individuals - shareholders holding nominal share capital up to Rs 1 Lakh	137905	77144330	67053295	3.72	3.72	0	0.00	0.00
(ii)	Individual shareholders holding nominal share capital in excess of Rs. 1 Lakh	50	30581236	30109236	1.48	1.48	0	0.00	0.00




Category code	Category of shareholder	Number of shareholders	Total number of shares	Number of shares held in dematerialised form	percentage of total number of shares			Shares pledged or otherwise encumbered		As a percentage (IX) = (VIII/IV)*100
					(II)	(IV)	(V)	As a percentage of (A+B) (VI)	As a percentage of (A+B+C) (VII)	
(c)	Qualified Foreign Investors	0	0	0	0.00	0.00	0.00			
(d)	Any Other									
i	Non Resident Indians (Repatriation)	2865	1323990	1188660	0.06	0.06	0.06			
ii	Non Resident Indians (Non Repatriation)	874	913252	913252	0.04	0.04	0.04			
iii	Foreign Companies	0	0	0	0.00	0.00	0.00			
iv	Clearing Member	852	2383784	2383784	0.12	0.12	0.12			
v	Directors / Relatives	3	3866650	3866650	0.19	0.19	0.19			
vi	Trusts	44	1855743	1855743	0.09	0.09	0.09			
vii	Overseas Corporate Bodies	1	46000	46000	0.00	0.00	0.00			
viii	Foreign Portfolio Investor (Corporate)	4	14441068	14441068	0.70	0.70	0.70			
	Sub Total (B)(2)	144400	186117610	175229735	8.99	8.99	8.99			
	Total Public Shareholding Public Group	145576	752817510	739419475	36.35	36.35	36.35			NA
	(B)=(B)(1)+(B)(2)	145604	2071163910	2057765875	100.00	100.00	100.00			7405000**
	Total (A)+(B)									
(C)	Shares held by custodians and against which Depository Receipts have been issued									
i	Promoter and Promoter group	0	0	0	0.00	0.00	0.00			0.00
ii	Public	0	0	0	0.00	0.00	0.00			0.00
	Sub Total (C)	0	0	0	0.00	0.00	0.00			0.00
	GRAND TOTAL (A)+(B)+(C)	145604	2071163910	2057765875	100.00	100.00	100.00			7405000**



** Out of these 490000 shares have been furnished to the broker as Margin

(1)(b) Statement showing holding of securities (including shares, warrants, convertible securities) of persons, belonging to the category "Promoter and Promoter Group"

Sr. No.	Name of the shareholder	Details of Shares held		No.	Encumbered shares		Details of warrants		Details of convertible securities		Total shares (including underlying shares assuming full conversion of warrants and convertible securities)
		(iii) Number of shares held	(iv) As a % of grand total (A)+(B)+(C)		(v) As a percentage	(vi) As a % of grand total (A)+(B)+(C) of sub-class (B)(+)	(viii) Number of warrants held	(ix) As a % total number of warrants of the same class	(x) Number of convertible securities held	(xi) As a % total number of convertible securities of the same class	
(i)	(ii)	(iii)	(iv)	(v)	(vi)	(vii)	(viii)	(ix)	(x)	(xi)	(xii)
1	DILIP SHANTILAL SHANGHVI	231140480	11.16	0	0.00	0.00	0	0	0	0	11.16
2	VIDITI INVESTMENT PRIVATE LIMITED	201385320	9.72	0	0.00	0.00	0	0	0	0	9.72
3	TEJASKIRAN PHARMACHEM INDUSTRIES PVT L	195343760	9.43	0	0.00	0.00	0	0	0	0	9.43
4	FAMILY INVESTMENT PRIVATE LIMITED	182927440	8.83	0	0.00	0.00	0	0	0	0	8.83
5	QUALITY INVESTMENT PRIVATE LIMITED	182868640	8.83	0	0.00	0.00	0	0	0	0	8.83
6	VIRTUOUS FINANCE PVT. LIMITED	97104940	4.69	0	0.00	0.00	0	0	0	0	4.69
7	VIRTUOUS SHARE INVESTMENTS PVT. LTD.	83976000	4.05	0	0.00	0.00	0	0	0	0	4.05
8	SHOLAPIK ORGANICS PRIVATE LIMITED	160350800	0.77	0	0.00	0.00	0	0	0	0	0.77
9	JAYANT SHANTILAL SHANGHVI	7416840	0.36	7405000**	99.84	0.36	0	0	0	0	0.36
10	VIBHA DILIP SHANGHVI	5784000	0.28	0	0.00	0.00	0	0	0	0	0.28
11	KUMUD SHANTILAL SHANGHVI	3260000	0.16	0	0.00	0.00	0	0	0	0	0.16
12	AALOK DILIP SHANGHVI	2855000	0.14	0	0.00	0.00	0	0	0	0	0.14
13	VIDHI DILIP SHANGHVI	2630000	0.14	0	0.00	0.00	0	0	0	0	0.14
14	BEVANREKHA INVESTRADE PVT. LTD.	1462720	0.07	0	0.00	0.00	0	0	0	0	0.07
15	KUMUD S. SHANGHVI TRUSTEE OF SHANGHVI FAMILY & FRIENDS BENEFIT TRUST	1280200	0.06	0	0.00	0.00	0	0	0	0	0.06
16	PACKAGE INVESTRADE PVT. LTD.	897440	0.04	0	0.00	0.00	0	0	0	0	0.04
17	VAISHA KIRAN DOSHI	322000	0.02	0	0.00	0.00	0	0	0	0	0.02
18	SHANGHVI FINANCE PRIVATE LIMITED	283360	0.01	0	0.00	0.00	0	0	0	0	0.01
19	DIPTI NIRMAL MODI	227880	0.01	0	0.00	0.00	0	0	0	0	0.01
20	ASAWARI INVESTMENT & FINANCE PVT.LTD.	49600	0.00	0	0.00	0.00	0	0	0	0	0.00
21	FLAMBOYAWER FINANCE PRIVATE LIMITED	20920	0.00	0	0.00	0.00	0	0	0	0	0.00
22	SANGHVI PROPERTIES PRIVATE LIMITED	15520	0.00	0	0.00	0.00	0	0	0	0	0.00
23	CUJARAT SUN PHARMACEUTICAL INDUSTRIES	14400	0.00	0	0.00	0.00	0	0	0	0	0.00
24	NIRMIT EXPORTS PRIVATE LIMITED	7040	0.00	0	0.00	0.00	0	0	0	0	0.00
25	RAKSHA SUDHIR VALIA *	3472000	1.68	0	0.00	0.00	0	0	0	0	1.68
26	SUDHIR VRUNDAVANDAS VALIA *	15384000	7.4	0	0.00	0.00	0	0	0	0	7.4
27	ADITYA MEDISALES LIMITED *	40203960	1.94	0	0.00	0.00	0	0	0	0	1.94
28	UNIMED INVESTMENTS LIMITED *	10428760	0.50	0	0.00	0.00	0	0	0	0	0.50
	TOTAL	1318346400	63.65	7405000**	0.56	0.36	0	0	0	0	63.65



* Persons acting in concert
 ** Out of these 490000 shares have been furnished to the broker as Margin

Statement showing holding of securities (including shares, warrants, convertible securities) of persons belonging to the category "Public" and holding more than 1% of the total number of shares


Sr. No.	Name of the shareholder	Number of shares held	Shares as a percentage of total number of shares i.e., Grand Total (A)+(B)+(C) indicated in	Details of warrants		Details of convertible securities		(including underlying shares assuming full conversion of warrants and convertible securities) as a % of diluted share capital
				Number of warrants held	As a % total number of warrants of the same class	Number of convertible securities held	% w.r.t total number of convertible securities of the same class	
1	GENESIS INDIAN INVESTMENT COMPANY LIMITED - GENERAL SUB FUND	4804809	2.32	0	0.0000	0	0.0000	2.32
2	LAKSHDEEP INVESTMENTS AND FINANCE PRIVATE LIMITED	33986000	1.64	0	0.0000	0	0.0000	1.64
3	LIC OF INDIA PROFIT PLUS BALANCED FUND	27913899	1.35	0	0.0000	0	0.0000	1.35
4	ABU DHABI INVESTMENT AUTHORITY - BAHU	24292901	1.17	0	0.0000	0	0.0000	1.17
	TOTAL	134243899	6.48	0	0.0000	0	0.0000	6.48

Statement showing holding of securities (including shares, warrants, convertible securities) of persons (together with PAC) belonging to the category "Public" and holding more than 5% of the total number of shares of the company

Sr. No.	Name(s) of the shareholder(s) and the Persons Acting in Concert (PAC) with them	Number of shares	Shares as a percentage of total number of shares i.e., Grand Total (A)+(B)+(C) indicated in Statement at para 1(a) above)	Details of warrants		Details of convertible securities		Total shares (including underlying shares assuming full conversion of warrants and convertible securities) as a % of diluted share capital
				Number of warrants	As a % total number of warrants of the same class	Number of convertible securities held	% w.r.t total number of convertible securities of the same class	
1			0.0000					
	TOTAL	0	0.0000					



<u>Statement showing details of locked-in shares</u>				
(II)(d)	Name of the shareholder	Number of Locked in Shares	Locked-in shares as a percentage of total number of shares (i.e., Grand Total (A)+(B)+(C) indicated in Statement at para (I)(a) above)	Promoter / Promoter Group / Public
1	NIL	NIL	NIL	
	TOTAL	NIL	NIL	



(II)(a) Statement showing details of Depository Receipts (DRs)

Sr. No.	Type of outstanding DR (ADRs, GDRs, SDRs, etc.)	Number of outstanding DRs	Number of shares underlying outstanding DRs	Shares underlying outstanding DRs as a percentage of total number of shares i.e., Grand Total (A)+(B)+(C) indicated in Statement at para (I)(a) above}
1	NIL	NIL	NIL	NIL
TOTAL				
		NIL	NIL	NIL

