



## (1) (a) Statement showing Shareholding Pattern

Name of the Company:		SUN PHARMACEUTICAL INDUSTRIES LTD		
Scrip Code, Name of the scrip, class of security:		BSE- 524715, NSE- SUNPHARMA; Class of Security: Equity Shares of Re.1/- each		
As on		31st March, 2014		
Partly paid-up shares:-	No. of partly paid-up shares	As a % of total no. of partly paid-up shares	As a % of total no. of shares of the company	
Held by Promoter / Promoter Group	0	0.0000	0.0000	
Held by public	0	0.0000	0.0000	
<b>Total</b>	<b>0</b>	<b>0.0000</b>	<b>0.0000</b>	
Outstanding convertible securities:-	No. of outstanding securities	As a % of total No. of outstanding convertible securities	As a % of total no. of shares of the company, assuming full conversion of the convertible securities	
Held by Promoter / Promoter Group	0	0.0000	0.0000	
Held by public	0	0.0000	0.0000	
<b>Total</b>	<b>0</b>	<b>0.0000</b>	<b>0.0000</b>	
Warrants:-	No. of warrants	As a % of total no. of warrants	As a % of total no. of shares of the company, assuming full conversion of warrants	
Held by Promoter / Promoter Group	0	0.0000	0.0000	
Held by public	0	0.0000	0.0000	
<b>Total</b>	<b>0</b>	<b>0.0000</b>	<b>0.0000</b>	
<b>Total paid-up capital of the company assuming full conversion of warrants and convertible securities</b>				<b>2071163910</b>





Category Code	Category of shareholder	Number of shareholders	Total number of shares	Number of shares held in dematerialised form	Percentage of total number of shares		Shares pledged or otherwise encumbered		
					As a percentage of (A+B) (VI)	As a percentage of (A+B+C) (VII)	Number of shares (VIII)	As a percentage (IX) = (VIII)/(IV)*100	
(A)	Promoter and Promoter Group								
1	Indian								
(a)	Individuals/Hindu Undivided Family	10	304042200	304042200	14.68	14.68	3,310,000	1.09	
(b)	Central Government/State Government(s)	0	0	0	0.00	0.00	0	0.00	
(c)	Bodies Corporate	17	1013024000	1013024000	48.91	48.91	0	0.00	
(d)	Financial Institutions / Banks	0	0	0	0.00	0.00	0	0.00	
(e)	Any Other (specify)	0	0	0	0.00	0.00	0	0.00	
	Trusts	1	1280200	1280200	0.06	0.06	0	0.00	
	Sub Total (A)(1)	28	1318346400	1318346400	63.65	63.65	3,310,000	0.25	
2	Foreign								
(a)	Individuals (Non-Resident Individuals/ Foreign Individuals)	0	0	0	0.00	0.00	0	0.00	
(b)	Bodies Corporate	0	0	0	0.00	0.00	0	0.00	
(c)	Institutions	0	0	0	0.00	0.00	0	0.00	
(d)	Qualified Foreign Investors	0	0	0	0.00	0.00	0	0.00	
(e)	Any Other (specify)	0	0	0	0.00	0.00	0	0.00	
	Sub Total (A)(2)	0	0	0	0.00	0.00	0	0.00	
	Total Shareholding of Promoter and Promoter Group (A)=(A)(1)+(A)(2)	28	1318346400	1318346400	63.65	63.65	3,310,000	0.25	
(B)	Public shareholding								
1	Institutions								
(a)	Mutual Funds/UTI	246	24943604	22448284	1.20	1.20	-	-	
(b)	Financial Institutions / Banks	57	36598631	36595791	1.77	1.77	-	-	
(c)	Central Government/State Government(s)	4	1296420	1296420	0.06	0.06	-	-	
(d)	Venture Capital Funds	0	0	0	0.00	0.00	-	-	
(e)	Insurance Companies	126	51985309	51985309	2.51	2.51	-	-	
(f)	Foreign Institutional Investors	760	466237186	466237186	22.51	22.51	-	-	
(g)	Foreign Bank	0	0	0	0.00	0.00	-	-	
(h)	Qualified Foreign Investors	3	31600	31600	0.00	0.00	-	-	
(i)	Any Other (specify)	0	0	0	0.00	0.00	-	-	
	Sub Total (B) (1)	1,196	581092750	578582590	28.06	28.06	-	-	

2	Non-institutions						
(a)	Bodies Corporate	1607	52421969	52220479	2.53	2.53	
(b) (i)	Individuals - shareholders holding nominal share capital up to Rs 1 Lakh	123929	76107944	65725719	3.68	3.67	
(ii)	Individual shareholders holding nominal share capital in excess of Rs. 1 Lakh	64	32341898	36228718	1.56	1.56	

Category code	Category of shareholder	Number of shareholders (ii)	Total number of shares (iv)	Number of shares held in dematerialised form (v)	percentage of total number of shares		Shares pledged or otherwise encumbered	
					As a percentage of (A+B) (vi)	As a percentage of (A+B+C) (vii)	Number of shares (viii)	As a percentage (ix) = (viii)/(iv)*100
(c)	Qualified Foreign Investors	0	0	0	0.00	0.00		
(d)	Any Other							
i	Non Resident Indians (Respat)	2436	1222344	1078774	0.06	0.06		
ii	Non Resident Indians (Non Respat)	737	760610	760610	0.04	0.04		
iii	Foreign Companies	1	617160	617160	0.03	0.03		
iv	Clearing Member	507	2172188	2172188	0.10	0.10		
v	Directors / Relatives	3	3866650	4173050	0.19	0.19		
vi	Trusts	37	1861577	1861577	0.09	0.09		
vii	Overseas Corporate Bodies	1	46000	46000	0.00	0.00		
	Sub Total (B)(2)	129322	171418360	164884275	8.28	8.28		
	Total Public Shareholding Public Group (B)=(1)+(B)(2)	130518	752511110	743466865	36.34	36.34	NA	NA
	Total (A)+(B)	130546	2079657510	2061813265	100.00	99.99	3310000	0.16
(C)	Shares held by custodians and against which Depository Receipts have been issued							
i	Promoter and Promoter group	0	0	0	0.00	0.00	0	0.00
ii	Public	0	0	0	0.00	0.00	0	0.00
	Sub Total (C)	0	0	0	0.00	0.00	0	0.00
	GRAND TOTAL (A)+(B)+(C)	130546	2079657510	2061813265	100.00	99.99	3310000	0.16



(D4) Statement showing holding of securities (including shares, warrants, convertible securities) of persons belonging to the category "Promoter and Promoter Group"

Sl. No.	Name of the shareholder	Details of Shares held				Encumbered shares				Details of warrants				Details of convertible securities		Total shares (including underlying shares assuming full conversion of warrants and convertible securities) as a % of diluted share capital
		Number of shares held	As a % of grand total (A)+(B)+(C)	No.	As a percentage (VI)=(V)/(III)*100	As a % of grand total (A)+(B)+(C) of sub-class (B)(a)	Number of warrants held	As a % total number of warrants of the same class	Number of convertible securities held	As a % total number of convertible securities of the same class	Number of convertible securities held	As a % total number of convertible securities of the same class	Number of convertible securities held	As a % total number of convertible securities of the same class	(XII)	
(H)	(H)															
1	DILIP SHANTILAL SHANGHVI	231149480	11.16	0	0.00	0	0.00	0	0.00	0	0	0	0	0	0	11.16
2	VIDITI INVESTMENT PRIVATE LIMITED	201385320	9.72	0	0.00	0	0.00	0	0.00	0	0	0	0	0	0	9.72
3	TEJASKIRAN PHARMACHEM INDUSTRIES PVT LTD	195343760	9.43	0	0.00	0	0.00	0	0.00	0	0	0	0	0	0	9.43
4	FAMILY INVESTMENT PRIVATE LIMITED	182927440	8.83	0	0.00	0	0.00	0	0.00	0	0	0	0	0	0	8.83
5	QUALITY INVESTMENT PRIVATE LIMITED	182868640	8.83	0	0.00	0	0.00	0	0.00	0	0	0	0	0	0	8.83
6	VIRTUOUS FINANCE PVT. LIMITED	97164040	4.69	0	0.00	0	0.00	0	0.00	0	0	0	0	0	0	4.69
7	VIRTUOUS SHARE INVESTMENTS PVT. LTD.	83976000	4.06	0	0.00	0	0.00	0	0.00	0	0	0	0	0	0	4.06
8	SHOLAFUR ORGANICS PRIVATE LIMITED	16035060	0.77	0	0.00	0	0.00	0	0.00	0	0	0	0	0	0	0.77
9	JAYANT SHANTILAL SHANGHVI	7416840	0.36	3318000	44.63	0	0.16	0	0.00	0	0	0	0	0	0	0.36
10	VIBHA DILIP SHANGHVI	5784000	0.28	0	0.00	0	0.00	0	0.00	0	0	0	0	0	0	0.28
11	KUMUD SHANTILAL SHANGHVI	3280000	0.16	0	0.00	0	0.00	0	0.00	0	0	0	0	0	0	0.16
12	AALOK DILIP SHANGHVI	2885000	0.14	0	0.00	0	0.00	0	0.00	0	0	0	0	0	0	0.14
13	VIDHI DILIP SHANGHVI	2830000	0.14	0	0.00	0	0.00	0	0.00	0	0	0	0	0	0	0.14
14	JEEVANREKHA INVESTRADE PVT. LTD.	1465720	0.07	0	0.00	0	0.00	0	0.00	0	0	0	0	0	0	0.07
15	KUMUD S. SHANGHVI TRUSTEE OF SHANGHVI FAMILY & FRIENDS BENEFIT TRUST	1286200	0.06	0	0.00	0	0.00	0	0.00	0	0	0	0	0	0	0.06
16	PACKAGE INVESTRADE PVT. LTD.	897440	0.04	0	0.00	0	0.00	0	0.00	0	0	0	0	0	0	0.04
17	VARSHA KIRAN DOSHI	323000	0.02	0	0.00	0	0.00	0	0.00	0	0	0	0	0	0	0.02
18	SHANGHVI FINANCE PRIVATE LIMITED	283360	0.01	0	0.00	0	0.00	0	0.00	0	0	0	0	0	0	0.01
19	DIPTI NIRMAL MCOI	227880	0.01	0	0.00	0	0.00	0	0.00	0	0	0	0	0	0	0.01



*Signature*

20	ASAWARI INVESTMENT & FINANCE PVT.LTD.	49600	0.00	0	0.00	0	0	0	0	0.00	0	0.00
21	FLAMBOYAWER FINANCE PRIVATE LIMITED	20920	0.00	0	0.00	0	0	0	0	0.00	0	0.00
22	SANGHVI PROPERTIES PRIVATE LIMITED	15520	0.00	0	0.00	0	0	0	0	0.00	0	0.00
23	GUJARAT SUN PHARMACEUTICAL INDUSTRIES PV	14400	0.00	0	0.00	0	0	0	0	0.00	0	0.00
24	NIRMIT EXPORTS PRIVATE LIMITED	7040	0.00	0	0.00	0	0	0	0	0.00	0	0.00
25	ADITYA MEDISALES LIMITED *	4223960	1.94	0	0.00	0	0	0	0	0.00	0	1.94
26	RAKSHA SUDHIR VALLA *	3477200	1.68	0	0.00	0	0	0	0	0.00	0	1.68
27	SUDHIR VRUNDAVANDAS VALLA *	15384000	0.74	0	0.00	0	0	0	0	0.00	0	0.74
28	UNIMED INVESTMENTS LIMITED *	10426760	0.50	0	0.00	0	0	0	0	0.00	0	0.50
* Persons acting in concert												
<b>TOTAL</b>		<b>1518346480</b>	<b>63.66</b>	<b>3310000</b>	<b>0.25</b>	<b>0</b>	<b>0</b>	<b>0</b>	<b>0</b>	<b>0.16</b>	<b>0</b>	<b>63.66</b>




*[Handwritten signature]*

**(1)(c)(i) Statement showing holding of securities (including shares, warrants, convertible securities) of persons belonging to the category "Public" and holding more than 1% of the total number of shares**


Sr. No.	Name of the shareholder	Number of shares held	Shares as a percentage of total number of shares (i.e., Grand Total (A)+(B)+(C) indicated in	Details of warrants		Details of convertible securities		Total shares (including underlying shares assuming full conversion of warrants and convertible securities)
				Number of warrants held	As a % total number of warrants of the same class	Number of convertible securities held	% w.r.t total number of convertible securities of the same class	
1	GENESIS INDIAN INVESTMENT COMPANY LIMITED -GENERAL SUB FUND	48048089	2.42	0	0.00	0	0.0	2.42
2	Lakshdeep Investments And Finance Private Limited	22226000	1.07	0	0.00	0	0.0	1.07
	<b>TOTAL</b>	48048089	2.42	0	0.00	0	0.0	2.42

**(1)(c)(ii) Statement showing holding of securities (including shares, warrants, convertible securities) of persons (together with PAC) belonging to the category "Public" and holding more than 5% of the total number of shares of the company**

Sr. No.	Name(s) of the shareholder(s) and the Persons Acting in Concert (PAC) with them	Number of shares	Shares as a percentage of total number of shares (i.e., Grand Total (A)+(B)+(C) indicated in	Details of warrants		Details of convertible securities		Total shares (including underlying shares assuming full conversion of warrants and convertible securities)
				Number of warrants	As a % total number of warrants of the same class	Number of convertible securities held	% w.r.t total number of convertible securities of the same class	
1			0.0					
	<b>TOTAL</b>	0	0.0					



<u>Statement showing details of Locked-in shares</u>			
(I)(d)	Name of the shareholder	Number of Locked in Shares	Locked-in shares as a percentage of total number of shares [i.e., Grand Total (A)+(B)+(C) indicated in Statement at para (I)(a) above]
1	NIL	NIL	NIL
<b>TOTAL</b>		<b>NIL</b>	<b>NIL</b>
			<b>Promoter / Promoter Group / Public</b>



<b>(II)(a) Statement showing details of Depository Receipts (DRs)</b>				
<b>Sr. No.</b>	<b>Type of outstanding DR (ADRs, GDRs, SDRs, etc.)</b>	<b>Number of outstanding DRs</b>	<b>Number of shares underlying outstanding DRs</b>	<b>Shares underlying outstanding DRs as a percentage of total number of shares [i.e., Grand Total (A)+(B)+(C) indicated in Statement at para (I)(a) above]</b>
1	NIL	NIL	NIL	NIL
<b>TOTAL</b>		<b>NIL</b>	<b>NIL</b>	<b>NIL</b>





Statement showing holding of Depository Receipts (DRs), where underlying shares held by "Promoter/ Promoter Group" are in excess of 1% of the total number of shares  
 (II) (b)

Sr. No.	Name of the DR Holder	Type of outstanding DR (ADRs, GDRs, SDRs, etc.)	Number of shares underlying outstanding DRs	Shares underlying outstanding DRs as a percentage of total number of shares i.e., Grand Total (A)+(B)+(C) indicated in Statement at para (I)(a) above
1	NIL	NIL	NIL	NIL
	TOTAL	NIL	NIL	NIL

