

Sun Pharmaceutical Industries Ltd.

Acme Plaza, Andheri - Kurla Road,
Andheri (East), Mumbai - 400 059, INDIA.
Tel. : (91-22) 2823 0102, 2821 2128, 6696 9696, 6696 9600
Fax : (91-22) 2821 2010
CIN: L24230GJ1993PLC019050 www.sunpharma.com



15th April, 2014

National Stock Exchange of India Ltd,
Exchange Plaza, 5th Floor,
Plot No. C/1, G Block,
Bandra Kurla Complex,
Bandra (East), Mumbai – 400 051.

BSE Ltd,
Market Operations Dept.
P. J. Towers, Dalal Street,
Mumbai - 400 001.

Dear Sirs,

Sub: Submission of Revised Shareholding Pattern as per Clause 35 of the Listing Agreement, for the Quarter ended 31st March, 2014

Further to our letter dated 11.04.2014 for submission of the Shareholding Pattern of the Company, in terms of Clause 35 of the Listing Agreement for the quarter ending **31st March, 2014**, please note that there was an inadvertent error in the total number of shares and Number of shares held in dematerialized form in Statement (I) (a) of the Shareholding Pattern submitted.

1. The total number of shares held by individuals holding nominal share capital up to Rs. 1 lakh were inadvertently mentioned as "76107944" and the number of shares held in dematerialized form by individuals holding nominal share capital up to Rs. 1 lakh were inadvertently mentioned as "65725719" in statement (I) (a). The correct shareholding of the total number of shares held by individuals holding nominal share capital up to Rs. 1 lakh is "**76414344**" and the number of shares held in dematerialized form by individuals holding nominal share capital up to Rs. 1 lakh is "**66032119**".
2. The number of shares held in dematerialized form by Directors / Relatives were inadvertently mentioned as "4173050" in Statement (I) (a). The correct shareholding of number of shares held in dematerialized form by Directors / Relatives "**3866650**".
3. The correct Grand Total for Total number of shares in statement (I) (a) is "**2071163910**" instead of "2070857510".

We are enclosing herewith the Corrected/Revised Shareholding Pattern of the Company for the quarter ended 31st March, 2014, after necessary corrections. This shall replace the Shareholding Pattern filed earlier.

This is for your information and record.

We are sorry for the inconvenience caused to you.

Thanking You,
Yours faithfully,


For Sun Pharmaceutical Industries Limited

Ashok Bhuta
Compliance Officer

Encl: As above

(I) (a) Statement showing Shareholding Pattern

Name of the Company:		SUN PHARMACEUTICAL INDUSTRIES LTD	
Scrip Code, Name of the scrip, class of security:		BSE- 524715, NSE- SUNPHARMA; Class of Security: Equity Shares of Re.1/- each	
As on		31st March, 2014	
Partly paid-up shares:-		No. of partly paid-up shares	As a % of total no. of partly paid-up shares
Held by Promoter / Promoter Group		0	0.0000
Held by public		0	0.0000
Total		0	0.0000
Outstanding convertible securities:-		No. of outstanding securities	As a % of total No. of outstanding convertible securities
Held by Promoter / Promoter Group		0	0.0000
Held by public		0	0.0000
Total		0	0.0000
Warrants:-		No. of warrants	As a % of total no. of warrants
Held by Promoter / Promoter Group		0	0.0000
Held by public		0	0.0000
Total		0	0.0000
Total paid-up capital of the company assuming full conversion of warrants and convertible securities			
		2071163910	



Category Code (I)	Category of shareholder (II)	Number of shareholders (III)	Total number of shares (IV)	Number of shares held in dematerialised form (V)	Total shareholding as a percentage of total number of shares		Shares pledged or otherwise encumbered	
					As a percentage of (A+B) (VI)	As a percentage of (A+B+C) (VII)	Number of shares (VIII)	As a percentage (IX) = (VIII)/(IV)*100
(A)	Promoter and Promoter Group							
1	Indian							
(a)	Individuals/Hindu Undivided Family	10	304042200	304042200	14.68	14.68	3,310,000	1.09
(b)	Central Government/State Government(s)	0	0	0	0.00	0.00	0	0.00
(c)	Bodies Corporate	17	1013024000	1013024000	48.91	48.91	0	0.00
(d)	Financial Institutions / Banks	0	0	0	0.00	0.00	0	0.00
(e)	Any Other (specify)	0	0	0	0.00	0.00	0	0.00
	Trusts	1	1280200	1280200	0.06	0.06		
	Sub Total (A)(1)	28	1318346400	1318346400	63.65	63.65	3,310,000	0.25
2	Foreign							
(a)	Individuals (Non-Resident Individuals/Foreign Individuals)	0	0	0	0.00	0.00	0	0.00
(b)	Bodies Corporate	0	0	0	0.00	0.00	0	0.00
(c)	Institutions	0	0	0	0.00	0.00	0	0.00
(d)	Qualified Foreign Investors	0	0	0	0.00	0.00	0	0.00
(e)	Any Other (specify)	0	0	0	0.00	0.00	0	0.00
	Sub Total (A)(2)	0	0	0	0.00	0.00	0	0.00
	Total Shareholding of Promoter and Promoter Group (A)=(A)(1)+(A)(2)	28	1318346400	1318346400	63.65	63.65	3310000	0.25
(B)	Public shareholding							
1	Institutions							
(a)	Mutual Funds/UTI	246	24943604	22448284	1.20	1.20	-	-
(b)	Financial Institutions / Banks	57	36598631	36595791	1.77	1.77	-	-
(c)	Central Government/State Government(s)	4	1296420	1296420	0.06	0.06	-	-
(d)	Venture Capital Funds	0	0	0	0.00	0.00	-	-
(e)	Insurance Companies	126	51985309	51985309	2.51	2.51	-	-
(f)	Foreign Institutional Investors	760	466237186	466225186	22.51	22.51	-	-
(g)	Foreign Bank	0	0	0	0.00	0.00	-	-
(h)	Qualified Foreign Investors	3	31600	31600	0.00	0.00	-	-
(i)	Any Other (specify)	0	0	0	0.00	0.00	-	-
	Sub Total (B) (1)	1,196	581092750	578582590	28.06	28.06		




2	Non-institutions						
(a)	Bodies Corporate	1607	52421989	52220479	2.53	2.53	-
(b) (i)	Individuals - shareholders holding nominal share capital up to Rs 1 Lakh	123929	76414344	66032119	3.69	3.69	-
(ii)	Individual shareholders holding nominal share capital in excess of Rs. 1 Lakh	64	32341898	36228718	1.56	1.56	-

Category code	Category of shareholder	Number of shareholders	Total number of shares	Number of shares held in dematerialised form	Total shareholding as a percentage of total number of shares		Shares pledged or otherwise encumbered	
					As a percentage of (A+B) (VI)	As a percentage of (A+B+C) (VII)	Number of shares (VIII)	As a percentage (IX) = (VIII)/(IV)*100
(I)	(II)	(III)	(IV)	(V)	(VI)	(VII)	(VIII)	(IX)
(c)	Qualified Foreign Investors	0	0	0	0.00	0.00	-	-
(d)	Any Other							
i	Non Resident Indians (Repat)	2436	1222344	1078774	0.06	0.06	-	-
ii	Non Resident Indians (Non Repat)	737	760610	760610	0.04	0.04	-	-
iii	Foreign Companies	1	617160	617160	0.03	0.03	-	-
iv	Clearing Member	507	2172188	2172188	0.10	0.10	-	-
v	Directors / Relatives	3	3866650	3866650	0.19	0.19	-	-
vi	Trusts	37	1861577	1861577	0.09	0.09	-	-
vii	Overseas Corporate Bodies	1	46000	46000	0.00	0.00	-	-
	Sub Total (B)(2)	129322	171724760	164884275	8.29	8.29	-	-
	Total Public Shareholding Public Group (B)=(B)(1)+(B)(2)	130518	752817510	743466865	36.35	36.35	NA	NA
	Total (A)+(B)	130546	2071163910	2061813265	100.00	100.00	3310000	0.16
(C)	Shares held by custodians and against which Depository Receipts have been issued							
i	Promoter and Promoter group	0	0	0	0.00	0.00	0	0.00
ii	Public	0	0	0	0.00	0.00	0	0.00
	Sub Total (C)	0	0	0	0.00	0.00	0	0.00
	GRAND TOTAL (A)+(B)+(C)	130546	2071163910	2061813265	100.00	100.00	3310000	0.16




(I)(b) Statement showing holding of securities (including shares, warrants, convertible securities) of persons belonging to the category "Promoter and Promoter Group"

Sr. No.	Name of the shareholder	Details of Shares held		Encumbered shares			Details of warrants		Details of convertible securities		Total shares (including underlying shares assuming full conversion of warrants and convertible securities) as a % of diluted share capital
		Number of shares held	As a % of grand total (A)+(B)+(C)	No.	As a percentage	As a % of grand total (A)+(B)+(C) of sub-clause (I)(a)	Number of warrants held	As a % total number of warrants of the same class	Number of convertible securities held	As a % total number of convertible securities of the same class	
(I)	(II)	(III)	(IV)	(V)	(VI)=(V)/(III)*100	(VII)	(VIII)	(IX)	(X)	(XI)	(XII)
1	DILIP SHANTILAL SHANGHVI	231140480	11.16	0	0.00	0.00	0	0	0	0	11.16
2	VIDITI INVESTMENT PRIVATE LIMITED	201385320	9.72	0	0.00	0.00	0	0	0	0	9.72
3	TEJASKIRAN PHARMACHEM INDUSTRIES PVT LTD	195343760	9.43	0	0.00	0.00	0	0	0	0	9.43
4	FAMILY INVESTMENT PRIVATE LIMITED	182927440	8.83	0	0.00	0.00	0	0	0	0	8.83
5	QUALITY INVESTMENT PRIVATE LIMITED	182868640	8.83	0	0.00	0.00	0	0	0	0	8.83
6	VIRTUOUS FINANCE PVT. LIMITED	97104040	4.69	0	0.00	0.00	0	0	0	0	4.69
7	VIRTUOUS SHARE INVESTMENTS PVT. LTD.	83976000	4.05	0	0.00	0.00	0	0	0	0	4.05
8	SHOLAPUR ORGANICS PRIVATE LIMITED	16035080	0.77	0	0.00	0.00	0	0	0	0	0.77
9	JAYANT SHANTILAL SANGHVI	7416840	0.36	3310000	44.63	0.16	0	0	0	0	0.36
10	VIBHA DILIP SHANGHVI	5784000	0.28	0	0.00	0.00	0	0	0	0	0.28
11	KUMUD SHANTILAL SHANGHVI	3280000	0.16	0	0.00	0.00	0	0	0	0	0.16
12	AALOK DILIP SHANGHVI	2885000	0.14	0	0.00	0.00	0	0	0	0	0.14
13	VIDHI DILIP SHANGHVI	2830000	0.14	0	0.00	0.00	0	0	0	0	0.14
14	JEEVANREKHA INVESTRADE PVT. LTD.	1462720	0.07	0	0.00	0.00	0	0	0	0	0.07
15	KUMUD S. SHANGHVI TRUSTEE OF SHANGHVI FAMILY & FRIENDS BENEFIT TRUST	1280200	0.06	0	0.00	0.00	0	0	0	0	0.06
16	PACKAGE INVESTRADE PVT. LTD.	897440	0.04	0	0.00	0.00	0	0	0	0	0.04
17	VARSHA KIRAN DOSHI	322000	0.02	0	0.00	0.00	0	0	0	0	0.02
18	SHANGHVI FINANCE PRIVATE LIMITED	283360	0.01	0	0.00	0.00	0	0	0	0	0.01
19	DIPTI NIRMAL MODI	227880	0.01	0	0.00	0.00	0	0	0	0	0.01



20	ASAWARI INVESTMENT & FINANCE PVT.LTD.	49600	0.00	0	0.00	0.00	0	0	0	0	0.00
21	FLAMBOYAWER FINANCE PRIVATE LIMITED	20920	0.00	0	0.00	0.00	0	0	0	0	0.00
22	SANGHVI PROPERTIES PRIVATE LIMITED	15520	0.00	0	0.00	0.00	0	0	0	0	0.00
23	GUJARAT SUN PHARMACEUTICAL INDUSTRIES PV	14400	0.00	0	0.00	0.00	0	0	0	0	0.00
24	NIRMIT EXPORTS PRIVATE LIMITED	7040	0.00	0	0.00	0.00	0	0	0	0	0.00
25	ADITYA MEDISALES LIMITED *	40203960	1.94	0	0.00	0.00	0	0	0	0	1.94
26	RAKSHA SUDHIR VALIA *	34772000	1.68	0	0.00	0.00	0	0	0	0	1.68
27	SUDHIR VRUNDAVANDAS VALIA *	15384000	0.74	0	0.00	0.00	0	0	0	0	0.74
28	UNIMED INVESTMENTS LIMITED *	10428760	0.50	0	0.00	0.00	0	0	0	0	0.50
	* Persons acting in concert										
	TOTAL	1318346400	63.65	3310000	0.25	0.16	0	0	0	0	63.65



Statement showing holding of securities (including shares, warrants, convertible securities) of persons belonging to the category "Public" and holding more than 1% of the total number of shares


(I)(c)(i)

Sr. No.	Name of the shareholder	Number of shares held	Shares as a percentage of total number of shares (i.e., Grand Total (A)+(B)+(C) indicated in	Details of warrants		Details of convertible securities		Total shares (including underlying shares assuming full conversion of warrants and convertible securities)
				Number of warrants held	As a % total number of warrants of the same class	Number of convertible securities held	% w.r.t total number of convertible securities of the same class	
1	GENESIS INDIAN INVESTMENT COMPANY LIMITED -GENERAL SUB FUND	48048089	2.42	0	0.00	0	0.0	2.42
2	Lakshdeep Investments And Finance Private Limited	22226000	1.07	0	0.00	0	0.0	1.07
TOTAL		70274089	3.49	0	0.00	0	0.0	3.49


Statement showing holding of securities (including shares, warrants, convertible securities) of persons (together with PAC) belonging to the category "Public" and holding more than 5% of the total number of shares of the company

(I)(c)(ii)

Sr. No.	Name(s) of the shareholder(s) and the Persons Acting in Concert (PAC) with them	Number of shares	Shares as a percentage of total number of shares (i.e., Grand Total (A)+(B)+(C) indicated in	Details of warrants		Details of convertible securities		Total shares (including underlying shares assuming full conversion of warrants and convertible securities)
				Number of warrants	As a % total number of warrants of the same class	Number of convertible securities held	% w.r.t total number of convertible securities of the same class	
1			0.0					
TOTAL		0	0.0					



(I)(d) <u>Statement showing details of locked-in shares</u>				
Sr. No.	Name of the shareholder	Number of Locked in Shares	Locked-in shares as a percentage of total number of shares (i.e., Grand Total (A)+(B)+(C) indicated in Statement at para (I)(a) above)	Promoter / Promoter Group / Public
1	NIL	NIL	NIL	
TOTAL		NIL	NIL	



(II)(a) Statement showing details of Depository Receipts (DRs)				
Sr. No.	Type of outstanding DR (ADRs, GDRs, SDRs, etc.)	Number of outstanding DRs	Number of shares underlying outstanding DRs	Shares underlying outstanding DRs as a percentage of total number of shares {i.e., Grand Total (A)+(B)+(C) indicated in Statement at para (I)(a) above}
1	NIL	NIL	NIL	NIL
TOTAL		NIL	NIL	NIL



Statement showing holding of Depository Receipts (DRs), where underlying shares held by "Promoter/ Promoter Group" are in excess of 1% of the total number of shares

(II) (b)

Sr. No.	Name of the DR Holder	Type of outstanding DR (ADRs, GDRs, SDRs, etc.)	Number of shares underlying outstanding DRs	Shares underlying outstanding DRs as a percentage of total number of shares [i.e., Grand Total (A)+(B)+(C) indicated in Statement at para (I)(a) above]
1	NIL	NIL	NIL	NIL
	TOTAL	NIL	NIL	NIL



A handwritten signature in black ink, consisting of several loops and a long horizontal stroke.