

(f) (a) Statement showing Shareholding Pattern


Name of the Company: SUN PHARMA ADVANCED RESEARCH COMPANY LTD		BSE: 532872, NSE- SPARC ; Equity	
Scrip Code, Name of the scrip, class of security:		30 th June, 2014	
Quarter ended:		No. of partly paid-up shares	As a % of total no. of partly paid-up shares
Partly paid-up shares:-			As a % of total no. of shares of the company
Held by Promoter / Promoter Group		0	0.00
Held by public		60071	100.00
Total		60071	100.00
Outstanding convertible securities:-			As a % of total no. of shares of the company, assuming full conversion of the convertible securities
No. of outstanding securities			As a % of total No. of outstanding convertible securities
Held by Promoter / Promoter Group		0	0.0000
Held by public		0	0.0000
Total		0	0.0000
Warrants:-			As a % of total no. of shares of the company, assuming full conversion of warrants
No. of warrants			As a % of total no. of warrants
Held by Promoter / Promoter Group		0	0.0000
Held by public		0	0.0000
Total		0	0.0000
Total paid-up capital of the company assuming full conversion of warrants and convertible securities			236704447



Category Code	Category of shareholder	Number of shareholders	Total number of shares	Number of shares held in dematerialised form	Number of shares	As a percentage of (A+B) (VI)	As a percentage of (A+B+C) (VII)	Number of shares	As a percentage of (VIII)/(IV)*100 (IX)
(I)	Promoter and Promoter Group	(III)	(IV)	(V)	(VI)	(VII)	(VIII)	(IX)	(X) = (VIII)/(IV)*100
(A)	Indian								
(a)	Individuals/Hindu Undivided Family	10	35470143	35470143	14.98	14.98	675000	1.90	
(b)	Central Government/State Government(s)	0	0	0	0.00	0.00	0	0.00	
(c)	Bodies Corporate	17	123275262	123274062	52.08	52.08	0	0.00	
(d)	Financial Institutions / Banks	0	0	0	0.00	0.00	0	0.00	
(e)	Any Other (specify)	1	147791	147791	0.06	0.06	0	0.00	
	Trusts								
	Sub Total (A)(I)	28	158893196	158891996	67.13	67.13	675000	0.42	
2	Foreign								
(a)	Individuals (Non-Resident Individuals/ Foreign Individuals)	0	0	0	0.00	0.00	0	0.00	
(b)	Bodies Corporate	0	0	0	0.00	0.00	0	0.00	
(c)	Institutions	0	0	0	0.00	0.00	0	0.00	
(d)	Qualified Foreign Investors	0	0	0	0.00	0.00	0	0.00	
(e)	Any Other (specify)	0	0	0	0.00	0.00	0	0.00	
	Sub Total (A)(2)	0	0	0	0.00	0.00	0	0.00	
	Total Shareholding of Promoter and Promoter Group (A)=(A)(I)+(A)(2)	28	158893196	158891996	67.13	67.13	675000	0.42	
(B)	Public shareholding								
1	Institutions								
(a)	Mutual Funds/UTI	12	3668844	3419600	1.55	1.55	-	-	
(b)	Financial Institutions / Banks	11	178473	178189	0.08	0.08	-	-	
(c)	Central Government/State Government(s)	0	0	0	0.00	0.00	-	-	
(d)	Venture Capital Funds	0	0	0	0.00	0.00	-	-	
(e)	Insurance Companies	1	229144	229144	0.10	0.10	-	-	
(f)	Foreign Institutional Investors	42	11000734	10999534	4.65	4.65	-	-	
(g)	Foreign Venture Capital Investors	0	0	0	0.00	0.00	-	-	
(h)	Qualified Foreign Investors	0	0	0	0.00	0.00	-	-	
(i)	Any Other (specify)	0	0	0	0.00	0.00	-	-	
	Sub Total (B) (1)	66	15077195	14826467	6.37	6.37	-	-	
2	Non-institutions								
(a)	Bodies Corporate	1051	14481600	14464289	6.12	6.12	-	-	
(b) (i)	Individuals - shareholders holding nominal share capital up to Rs 1 Lakh	58656	29166408	28044953	12.32	12.32	-	-	
(ii)	Individual shareholders holding nominal share capital in excess of Rs. 1 Lakh	31	16825167	16825167	7.11	7.11	-	-	




Category code	Category of shareholder (II)	Number of shareholders (III)	Total number of shares (IV)	Number of shares held in dematerialised form (V)	Total shareholding as a percentage of total number of		Shares pledged or otherwise encumbered	
					As a percentage of (A+B) (VI)	As a percentage of (A+B+C) (VII)	Number of shares (VIII)	As a percentage (IX) = (VIII)/(IV)*100
(c)	Qualified Foreign Investors	0	0	0	0.00	0.00	-	-
(d)	Any Other							
i	Non Resident Indians (Repat)	883	895275	881238	0.38	0.38	-	-
ii	Non Resident Indians (Non Repat)	242	297594	297594	0.13	0.13	-	-
iii	Qualified Foreign Investors	0	0	0	0.00	0.00	-	-
iv	Clearing Member	396	1055002	1055002	0.45	0.45	-	-
v	Trusts	9	3410	3410	0.00	0.00	-	-
vi	Overseas Corporate Bodies	1	9600	9600	0.00	0.00	-	-
	Sub Total (B)(2)	61269	62734056	61581253	26.50	26.50	-	-
	Total Public Shareholding Public Group (B)=(I)+(B)(2)	61335	77811251	76407720	32.87	32.87	NA	NA
	Total (A)+(B)	61363	236704447	235299716	100.00	100.00		
(C)	Shares held by custodians and against which Depository Receipts have been issued							
i	Promoter and Promoter group	0	0	0	0.00	0.00	0	0.00
ii	Public	0	0	0	0.00	0.00	0	0.00
iii	Public	0	0	0	0.00	0.00	0	0.00
	Sub Total (C)	0	0	0	0.00	0.00	0	0.00
	GRAND TOTAL (A)+(B)+(C)	61363	236704447	235299716	100.00	100.00	675,000	0.29



(b) Statement showing holding of securities (including shares, warrants, convertible securities) of persons belonging to the category "Promoter and Promoter Group"


Sr. No.	Name of the shareholder	Details of Shares held		Encumbered shares		Details of warrants			Details of convertible securities			Total shares (including underlying shares assuming full conversion of warrants and convertible securities) as a % of diluted share capital
		No. of shares held (A)+(B)+(C)	As a % of grand total (A)+(B)+(C)	No.	As a percentage (V)-(VI)/(II)*100	As a % of grand total (A)+(B)+(C) of sub-clause (i)(e)	Number of warrants held	As a % total number of warrants of the same class	Number of convertible securities held	As a % total number of convertible securities of the same class	As a % total number of convertible securities of the same class	
(I)	(II)	(III)	(IV)	(V)	(VI)	(VII)	(VIII)	(IX)	(X)	(XI)	(XII)	(XIII)
1	DILIP SHANTILAL SHANGHVI	26809395	11.33	0	0.00	0.00	0	0	0	0	11.33	0.00
2	VIDITI INVESTMENT PRIVATE LIMITED	2355458	9.95	0	0.00	0.00	0	0	0	0	9.95	0.00
3	TEJASKIRAN PHARMACHEM INDUSTRIES PVT LTD	2312598	9.77	0	0.00	0.00	0	0	0	0	9.77	0.00
4	QUALITY INVESTMENT PRIVATE LIMITED	2273598	9.61	0	0.00	0.00	0	0	0	0	9.61	0.00
5	FAMILY INVESTMENT PRIVATE LIMITED	2257841	9.54	0	0.00	0.00	0	0	0	0	9.54	0.00
6	VIRTUOUS SHARE INVESTMENTS PVT. LTD.	11968080	5.06	0	0.00	0.00	0	0	0	0	5.06	0.00
7	VIRTUOUS FINANCE PVT LIMITED	11262658	4.76	0	0.00	0.00	0	0	0	0	4.76	0.00
8	SHOLAPUR ORGANICS PRIVATE LIMITED	1859870	0.79	0	0.00	0.00	0	0	0	0	0.79	0.00
9	JAYANT SHANTILAL SHANGHVI	1162066	0.49	675000	58.09	0.29	0	0	0	0	0.49	0.00
10	VIBHA DILIP SHANGHVI	670871	0.28	0	0.00	0.00	0	0	0	0	0.28	0.00
11	KOMUD SHANTILAL SHANGHVI	309440	0.16	0	0.00	0.00	0	0	0	0	0.16	0.00
12	AALOK DILIP SHANGHVI	334045	0.14	0	0.00	0.00	0	0	0	0	0.14	0.00
13	VIDHI DILIP SHANGHVI	328245	0.14	0	0.00	0.00	0	0	0	0	0.14	0.00
14	JEEVANREKHA INVESTRADE PVT. LTD.	169657	0.07	0	0.00	0.00	0	0	0	0	0.07	0.00
15	KUMUD S. SHANGHVI TRUSTEE OF SHANGHVI FAMILY & FRIENDS BENEFIT TRUST	147791	0.06	0	0.00	0.00	0	0	0	0	0.06	0.00
16	PACKAGE INVESTRADE PVT. LTD.	104092	0.04	0	0.00	0.00	0	0	0	0	0.04	0.00
17	SHANGHVI FINANCE PRIVATE LIMITED	32867	0.01	0	0.00	0.00	0	0	0	0	0.01	0.00
18	DIPTI NIRMAL MODI	27871	0.01	0	0.00	0.00	0	0	0	0	0.01	0.00
19	VARSHA KIRAN DOSHI	25100	0.01	0	0.00	0.00	0	0	0	0	0.01	0.00
20	ASAWARI INVESTMENT & FINANCE PVT.LTD.	5668	0.00	0	0.00	0.00	0	0	0	0	0.00	0.00
21	FLAMBOYAWER FINANCE PRIVATE LIMITED	2426	0.00	0	0.00	0.00	0	0	0	0	0.00	0.00
22	SANGHVI PROPERTIES PRIVATE LIMITED	1800	0.00	0	0.00	0.00	0	0	0	0	0.00	0.00
23	GUJARAT SUN PHARMACEUTICAL INDUSTRIES PVT LTD	1670	0.00	0	0.00	0.00	0	0	0	0	0.00	0.00
24	NIRMIT EXPORTS PRIVATE LIMITED	817	0.00	0	0.00	0.00	0	0	0	0	0.00	0.00
25	RAKSHA SUDHIR VALIA*	3973941	1.68	0	0.00	0.00	0	0	0	0	1.68	0.00
26	SUDHIR VRUNDAVANDAS VALIA*	1738169	0.74	0	0.00	0.00	0	0	0	0	0.74	0.00
27	ADITYA MEDISALES LIMITED*	4663156	1.97	0	0.00	0.00	0	0	0	0	1.97	0.00
28	UNIMED INVESTMENTS LIMITED*	1209606	0.51	0	0.00	0.00	0	0	0	0	0.51	0.00
	TOTAL	158893196	67.13	675000	58.09	0.29	0	0	0	0	67.13	0.00

*Persons acting in concert



Statement showing holding of securities (including shares, warrants, convertible securities) of persons belonging to the category "Public" and holding more than 1% of the total number of shares

Sr. No.	Name of the shareholder	Number of shares held	Shares as a percentage of total number of shares (i.e., Grand Total (A)+(B)+(C) indicated in Statement at para (f)(a) above)	Details of warrants		Details of convertible securities		Total shares (including underlying shares assuming full conversion of warrants and convertible securities) as a % of diluted share capital
				Number of warrants held	As a % total number of warrants of the same class	Number of convertible securities held	% w.r.t total number of convertible securities of the same class	
1	Sun Pharmaceutical Industries Key Employees Benefit Trust	9842530	4.16	0.00	0.00	0.00	0.00	4.16
2	Lakshdeep Investments & Finance Pvt. Ltd	3911542	1.65	0.00	0.00	0.00	0.00	1.65
3	JPMORGAN INDIA FUND	3267568	1.38	0.00	0.00	0.00	0.00	1.38
	TOTAL	17021640	7.19	0.00	0.00	0.00	0.00	7.19



(f)(c)(ii) Statement showing holding of securities (including shares, warrants, convertible securities) of persons (together with PAC) belonging to the category "Public" and holding more than 5% of the total number of shares of the company

Sr. No.	Name(s) of the shareholder(s) and the Persons Acting in Concert (PAC) with them	Number of shares	Shares as a percentage of total number of shares i.e., Grand Total (A)+(B)+(C) indicated in Statement at para (f)(a) above	Details of warrants		Details of convertible securities		Total shares (including underlying shares assuming full conversion of warrants and convertible securities) as a % of diluted share capital
				Number of warrants	As a % total number of warrants of the same class held	Number of convertible securities held	% w.r.t total number of convertible securities of the same class	
1			0.0000					
	TOTAL	0	0.0000					




(Handwritten signature)

<u>(I)(d) Statement showing details of locked-in shares</u>				
Sr. No.	Name of the shareholder	Number of Locked in Shares	Locked-in shares as a percentage of total number of shares {i.e., Grand Total (A)+(B)+(C) indicated in Statement at para (I)(a) above}	Promoter / Promoter Group / Public
1	NIL	NIL	NIL	
	TOTAL	NIL	NIL	



(II)(a) Statement showing details of Depository Receipts (DRs)				
Sr. No.	Type of outstanding DR (ADRs, GDRs, SDRs, etc.)	Number of outstanding DRs	Number of shares underlying outstanding DRs	Shares underlying outstanding DRs as a percentage of total number of shares [i.e., Grand Total (A)+(B)+(C) indicated in Statement at para (I)(a) above]
1	NIL	NIL	NIL	NIL
TOTAL		NIL	NIL	NIL



Statement showing holding of Depository Receipts (DRs), where underlying shares held by "Promoter/Promoter Group" are in excess of 1% of the total number of shares

(II) (b)

Sr. No.	Name of the DR Holder	Type of outstanding DR (ADRs, GDRs, SDRs, etc.)	Number of shares underlying DRs	Shares underlying outstanding DRs as a percentage of total number of shares [i.e., Grand Total (A)+(B)+(C) indicated in Statement at para (I)(a) above]
1	NIL	NIL	NIL	NIL
	TOTAL	NIL	NIL	NIL

