



## Sujana Towers Limited


41, NAGARJUNA HILLS, PANJAGUTTA, HYDERABAD

Statement of Consolidated Unaudited Financial Results for the quarter ended 30th June, 2014

(Rs.in Lakhs)

S.No.	Particulars	3 months ended 30.06.2014	Preceding 3 months ended 31.03.2014	Corresponding 3 months ended 30.06.2013 in the previous year	Previous year ended 31.03.2014
		Unaudited	Audited	Unaudited	Audited
<b>1</b>	<b>Income From Operations</b>				
	a. Net Sales/Income from Operations	50,344.69	75,564.72	18,512.60	193,693.70
	b. Other Operating Income	112.40	11.07	64.00	232.18
	<b>Total income from Operations (Net)</b>	<b>50,457.09</b>	<b>75,575.80</b>	<b>18,576.60</b>	<b>193,925.89</b>
<b>2</b>	<b>Expenses</b>				
	a. Cost of Materials Consumed	4,776.63	4,638.98	3,010.46	12,061.86
	b. Purchases of Stock-in-trade	39,268.88	65,890.50	9,468.17	157,220.50
	c. Changes in inventories of finished goods, work-in-progress and stock-in-trade	(472.19)	(1,500.70)	568.01	(1,941.66)
	d. Employee benefits expenses	211.48	210.63	239.74	939.73
	e. Depreciation and amortisation expenses	679.90	602.22	569.02	2,278.67
	f. Other Expenses (Any Item exceeding 10% of the total Expenses relating to continuing operations to be shown separately)	871.05	1,358.43	1,329.02	3,418.69
	<b>Total Expenses</b>	<b>45,335.75</b>	<b>71,200.06</b>	<b>15,184.42</b>	<b>173,977.80</b>
<b>3</b>	<b>(Profit)/(Loss) from operations before other income, finance costs and exceptional items</b>	<b>5,121.34</b>	<b>4,375.73</b>	<b>3,392.18</b>	<b>19,948.09</b>
<b>4</b>	<b>Other Income</b>	<b>27.26</b>	<b>62.09</b>	<b>43.66</b>	<b>266.82</b>
<b>5</b>	<b>Profit/(Loss) from ordinary activities before finance costs and exceptional items (3 + 4)</b>	<b>5,148.60</b>	<b>4,437.83</b>	<b>3,435.84</b>	<b>20,214.92</b>
<b>6</b>	<b>Finance costs</b>	<b>5,031.11</b>	<b>5,260.89</b>	<b>4,416.57</b>	<b>20,906.89</b>
<b>7</b>	<b>Profit/(Loss) from ordinary activities after finance costs but before exceptional items (5 + 6)</b>	<b>117.49</b>	<b>(823.06)</b>	<b>(980.73)</b>	<b>(691.97)</b>
<b>8</b>	<b>Exceptional Items</b>	-	-	-	-
<b>9</b>	<b>Profit/(Loss) from ordinary activities before tax (7 + 8)</b>	<b>117.49</b>	<b>(823.06)</b>	<b>(980.73)</b>	<b>(691.97)</b>
<b>10</b>	<b>Tax Expenses</b>	<b>30.01</b>	<b>33.00</b>	<b>(596.77)</b>	<b>107.85</b>
<b>11</b>	<b>Net Profit/(Loss) from ordinary activities after tax (9 + 10)</b>	<b>87.48</b>	<b>(856.06)</b>	<b>(383.96)</b>	<b>(799.83)</b>
<b>12</b>	<b>Extraordinary items (net of tax expenses Rs. in Lakhs)</b>	-	-	-	-
<b>13</b>	<b>Net Profit/(Loss) for the period 11 + 12)</b>	<b>87.48</b>	<b>(856.06)</b>	<b>(383.96)</b>	<b>(799.83)</b>
<b>14</b>	<b>Share of Profit/(Loss) of associates</b>	-	-	-	-
<b>15</b>	<b>Minority Interest</b>	<b>18.87</b>	<b>433.10</b>	<b>57.52</b>	<b>537.33</b>
<b>16</b>	<b>Net Profit/(Loss) after taxes, minority interest and share of profit/(Loss) of associates (13+14+15)</b>	<b>106.35</b>	<b>(422.97)</b>	<b>(326.44)</b>	<b>(262.50)</b>
<b>17</b>	<b>Paid-Up equity share capital (Face Value of Rs.10/- each)</b>	<b>5,191.49</b>	<b>5,191.49</b>	<b>5,191.49</b>	<b>5,191.49</b>
<b>18</b>	<b>Reserve excluding revaluation reserves as per balance sheet of previous accounting year</b>				<b>83,797.73</b>
<b>19.i</b>	<b>Earnings per share (before extraordinary items) (of Rs.10/- each) (not annualised):</b>				
	(a) Basic	0.20	-	-	-
	(b) Diluted	0.20	-	-	-
<b>19.ii</b>	<b>Earnings per share (after extraordinary items) (of Rs.10/- each) (Not annualised)</b>				
	(a) Basic	0.20	-	-	-
	(b) Diluted	0.20	-	-	-

CIN : L40109TG2006PLC049743  
 Regd. Office : T +91-40-2335 1882 / 85 / 87  
 41, Nagarjuna Hills, F +91-40-2335 8499  
 Punjagutta, E info.towers@sujana.com  
 Hyderabad - 500 082. www.sujana.com





## Sujana Towers Limited

Part II					
A	<b>Particulars of Share Holdings</b>				
1	<b>Public Share Holding</b>				
	-Number of Shares	3,29,70,109	3,29,70,109	32,96,77,138	3,29,70,109
	-Percentage of Holding	63.51	63.51	63.50	63.51
2	<b>Promoters and Promoter Group Shareholding</b>				
	<b>a) Pledged/Encumbered</b>				
	- Number of shares	1,89,43,457	1,86,30,957	18,50,24,036	1,86,30,957
	-Percentage of Shares (as a % of the total shareholding of promoter and promoter group)	99.99	98.34	97.65	98.34
	-Percentage of Shares ( as a % of the total share capital of the company)	36.49	35.89	35.64	35.89
	<b>b) Non - Encumbered</b>				
	-Number of Shares	1,357	3,13,857	44,48,056	3,13,857
	-Percentage of Shares ( as a % of the total Shareholding of Promoter an Promoter group)	0.01	1.66	2.35	1.66
	-Percentage of Shares (as a % of the total Share capital of the Company)	0.00	0.60	0.86	0.60

S.No.	Particulars	3 Months Ended 30.06.2014
B.	<b>Investor Complaints</b>	
	Pending at the beginning of the quarter	Nil
	Received during the quarter	Nil
	Disposed of during the quarter	Nil
	Remaining unresolved at the end of the quarter	Nil

**Notes:**


- The above results have been reviewed by the Audit Committee and approved by the Board of Directors on 12th August, 2014.
- The following are the Standalone results for the quarter ended 30.06.2014.

Particulars	(Rs.in Lakhs)			
	3 months ended 30.06.2014	Preceding 3 months ended 31.03.2014	Corresponding 3 months ended 30.06.2013 in the previous year	Previous year ended 31.03.2014
	Unaudited	Audited	Unaudited	Audited
Turnover	42,778.10	72,503.53	16,045.29	180,098.62
Profit Before Tax	133.25	50.60	(889.92)	266.53
Profit After Tax	103.24	38.97	(293.15)	180.05
Earning per Share				
(a) Basic	0.20	0.07	-	0.34
(b) Diluted	0.20	0.07	-	0.34

- The standalone financial results were available at the Registered Office of the Company as well as Company's Website [www.sujana.com](http://www.sujana.com) for inspection of members of the Company.
- As the Company's Business Activity falls within a single primary business segment viz., "Power and Telecom Infrastructure" the disclosure of Accounting Standard (AS)-17 "Segment Reporting" as notified in Section 211(3C) of the Companies Act, 1956 is not applicable to the Company.
- The share capital of the Company has been reduced due to redemption of Cumulative Redeemable Preference Shares (CRPS).
- To facilitate comparison, figures of the previous period have been re-arranged, wherever necessary.

Place : Hyderabad

Date : 12.08.2014



For SUJANA TOWERS LIMITED

S. HANUMANTHA RAO

DIRECTOR

CIN : L40109TG2006PLC049743  
 Regd. Office : T +91-40-2335 1882 / 85 / 87  
 41, Nagarjuna Hills, F +91-40-2335 8499  
 Punjagutta, E info.towers@sujana.com  
 Hyderabad - 500 082. www.sujana.com




## Sujana Towers Limited

41, NAGARJUNA HILLS, PANJAGUTTA, HYDERABAD

Statement of Standalone Unaudited Financial Results for the year ended 30th June, 2014

(Rs.in Lakhs)

S.No.	Particulars	3 months ended 30.06.2014	Preceding 3 months ended 31.03.2014	Corresponding 3 months ended 30.06.2013 in the previous year	Previous year ended 31.03.2014
		Unaudited	Audited	Unaudited	Audited
1	<b>Income From Operations</b>				
	a. Net Sales/Income from Operations	42,778.10	72,503.53	16,045.29	180,098.62
	b. Other Operating Income	112.40	11.49	64.00	232.18
	<b>Total income from Operations (Net)</b>	<b>42,890.50</b>	<b>72,515.02</b>	<b>16,109.29</b>	<b>180,330.80</b>
2	<b>Expenses</b>				
	a. Cost of Materials Consumed	4,776.68	4,639.33	3,010.46	12,061.86
	b. Purchases of Stock-in-trade	31,720.34	62,851.94	7,028.85	143,804.99
	c. Changes in inventories of finished goods, work-in-progress and stock-in-trade	(462.24)	(1,500.70)	568.01	(1,941.66)
	d. Employee benefits expenses	186.76	204.52	181.71	810.69
	e. Depreciation and amortisation expenses	674.71	596.72	551.38	2,254.56
	f. Other Expenses (Any Item exceeding 10% of the total Expenses relating to continuing operations to be shown separately)	857.87	1,333.16	1,287.82	3,309.73
	<b>Total Expenses</b>	<b>37,754.12</b>	<b>68,124.97</b>	<b>12,628.23</b>	<b>160,300.17</b>
3	<b>(Profit/(Loss) from operations before other income, finance costs and exceptional items</b>	<b>5,136.38</b>	<b>4,390.05</b>	<b>3,481.06</b>	<b>20,030.63</b>
4	Other Income	27.26	62.09	43.35	266.82
5	Profit/(Loss) from ordinary activities before finance costs and exceptional items (3 + 4)	<b>5,163.64</b>	<b>4,452.14</b>	<b>3,524.41</b>	<b>20,297.44</b>
6	Finance costs	5,030.39	4,401.54	4,414.33	20,030.91
7	Profit/(Loss) from ordinary activities after finance costs but before exceptional items (5 + 6)	<b>133.25</b>	<b>50.60</b>	<b>(889.92)</b>	<b>266.53</b>
8	Exceptional Items	-	-	-	-
9	Profit/(Loss) from ordinary activities before tax (7 + 8)	<b>133.25</b>	<b>50.60</b>	<b>(889.92)</b>	<b>266.53</b>
10	Tax Expenses	30.01	11.63	(596.77)	86.48
11	Net Profit/(Loss) from ordinary activities after tax (9 + 10)	<b>103.24</b>	<b>38.97</b>	<b>(293.15)</b>	<b>180.05</b>
12	Extraordinary items (net of tax expenses Rs. in Lakhs)	-	-	-	-
13	Net Profit/(Loss) for the period 11 + 12)	<b>103.24</b>	<b>38.97</b>	<b>(293.15)</b>	<b>180.05</b>
14	Share of Profit/(Loss) of associates	-	-	-	-
15	Minority Interest	-	-	-	-
16	Net Profit/(Loss) after taxes, minority interest and share of profit/(Loss) of associates (13+14+15)	<b>103.24</b>	<b>38.97</b>	<b>(293.15)</b>	<b>180.05</b>
17	Paid-Up equity share capital (Face Value of Rs.10/- each)	5,191.49	5,191.49	5,191.49	5,191.49
18	Reserve excluding revaluation reserves as per balance sheet of previous accounting year				71,671.47
19.i	Earnings per share (before extraordinary items) (of Rs.10/- each) (not annualised):				
	(a) Basic	0.20	0.07	-	0.34
	(b) Diluted	0.20	0.07	-	0.34
19.ii	Earnings per share (after extraordinary items) (of Rs.10/- each) (Not annualised)				
	(a) Basic	0.20	0.07	-	0.34
	(b) Diluted	0.20	0.07	-	0.34



CIN :

L40109TG2006PLC049743

Regd. Office :

T +91-40-2335 1882 / 85 / 87

41, Nagarjuna Hills,

F +91-40-2335 8499

Punjagutta,

E info.towers@sujana.com

Hyderabad - 500 082.

www.sujana.com



Part II				
Sujana Towers Limited				
A	<b>Particulars of Share Holdings</b>			
1	<b>Public Share Holding</b>			
	-Number of Shares	32,970,109	329,677,138	32,970,109
	-Percentage of Holding	63.51	63.50	63.51
2	<b>Promoters and Promoter Group Shareholding</b>			
	<b>a) Pledged/Encumbered</b>			
	- Number of shares	18,630,957	185,024,036	18,630,957
	-Percentage of Shares (as a % of the total shareholding of promoter and promoter group)	98.34	97.65	98.34
	-Percentage of Shares ( as a % of the total share capital of the company)	35.89	35.64	35.89
	<b>b) Non - Encumbered</b>			
	-Number of Shares	313,857	4,448,056	313,857
	-Percentage of Shares ( as a % of the total Shareholding of Promoter an Promoter group)	1.66	2.35	1.66
	-Percentage of Shares (as a % of the total Share capital of the Company)	0.60	0.86	0.60

S.No.	Particulars	3 Months Ended 30.06.2014
B.	<b>Investor Complaints</b>	
	Pending at the beginning of the quarter	Nil
	Received during the quarter	Nil
	Disposed of during the quarter	Nil
	Remaining unresolved at the end of the quarter	Nil


**Notes:**

- The above results have been reviewed by the Audit Committee and approved by the Board of Directors on 12th August, 2014.
- The following are the Consolidated results for the quarter ended 30.06.2014

Particulars	(Rs.in Lakhs)			
	3 months ended 30.06.2014	Preceding 3 months ended 31.03.2014	Corresponding 3 months ended 30.06.2013 in the previous year	Previous year ended 31.03.2014
	Unaudited	Audited	Unaudited	Audited
Turnover	50,344.69	75,564.72	18,512.60	193,693.70
Profit Before Tax	136.36	(389.97)	(923.21)	(154.64)
Profit After Tax	106.35	(422.97)	(326.44)	(262.50)
Earning per Share				
(a) Basic	0.20	-	-	-
(b) Diluted	0.20	-	-	-

- The standalone financial results were available at the Registered Office of the Company as well as Company's Website
- As the Company's Business Activity falls within a single primary business segment viz., "Power and Telecom Infrastructure" the
- The share capital of the Company has been reduced due to redemption of Cumulative Redeemable Preference Shares (CRPS).
- To facilitate comparison, figures of the previous period have been re-arranged, wherever necessary.

Place : Hyderabad  
Date : 12.08.2014



For SUJANA TOWERS LIMITED  
S. HANUMANTHA RAO  
DIRECTOR

CIN : L40109TG2006PLC049743  
Regd. Office : T +91-40-2335 1882 / 85 / 87  
41, Nagarjuna Hills, F +91-40-2335 8499  
Punjagutta, E info.towers@sujana.com  
Hyderabad - 500 082. www.sujana.com

**Annexure V to Clause 41**

**Limited Review Report**

Sujana Towers Ltd.,  
18, Nagarjuna Hills,  
Punjagutta,  
Hyderabad – 500 082.


We have reviewed the accompanying statement of unaudited financial results of **Sujana Towers Ltd.** for the period ended 30.06.2014 except for the disclosures regarding 'Public Shareholding' and 'Promoter and Promoter Group Shareholding' which have been traced from disclosures made by the management and have not been audited by us. This statement is the responsibility of the Company's Management and has been approved by the Board of Directors/ Committee of Board of Directors. Our responsibility is to issue a report on these financial statements based on our review.

We conducted our review in accordance with the Standard on Review Engagement(SRE) 2400, engagements to Review Financial Statements issued by the Institute of Chartered Accountants of India. This standard requires that we plan and perform the review to obtain moderate assurance as to whether the financial statements are free of material misstatement. A review is limited primarily to inquiries of company personnel and analytical procedures applied to financial data and thus provides less assurance than an audit. We have not performed an audit and accordingly, we do not express an audit opinion.

Based on our review conducted as above, nothing has come to our attention that causes us to believe that the accompanying statement of unaudited financial results prepared in accordance with applicable accounting standards and other recognised accounting practices and policies has not disclosed the information required to be disclosed in terms of Clause 41 of the Listing Agreement including the manner in which it is to be disclosed, or that it contains any material misstatement.

Hyderabad

12.08.2014



For VENUGOPAL & CHENOY,  
CHARTERED ACCOUNTANTS,

*P.V. Sri Hari*

( P.V.SRI HARI )  
Partner

Membership No.021961