

## Introductory sub-table (I)(a)

Name of the Company: STYLAM INDUSTRIES LTD			
Scrip Code, Name of the scrip, class of security: BSE-526951-STYLAM IND - EQ			
Quarter ended: AS ON 31.12.2014			
<b>Partly paid-up shares:-</b>			
	No. of partly paid-up shares	As a % of total no. of partly paid-up shares	As a % of total no. of shares of the company
Held by promoter/promoter group		0	0
Held by public		1	0
<b>Total</b>	<b>0</b>	<b>0</b>	<b>0</b>
<b>Outstanding convertible securities:-</b>			
	No. of outstanding securities	As a % of total no. of outstanding convertible securities	As a % of total no. of shares of the company, assuming full conversion of the convertible securities
Held by promoter/promoter group		0	0
Held by public		0	0
<b>Total</b>	<b>0</b>	<b>0</b>	<b>0</b>
<b>Warrants:-</b>			
	No. of warrants	As a % of total no. of warrants	As a % of total no. of shares of the company, assuming full conversion of warrants
Held by promoter/promoter group		0	0
Held by public		0	0
<b>Total</b>	<b>0</b>	<b>0</b>	<b>0</b>
Total paid-up capital of the company, assuming full conversion of warrants and convertible securities			7316200

For Styam Industries Limited

  
 Authorised Signatory

Statement Showing Shareholding Pattern								
Category code	Category of Shareholder	Number of Shareholders	Table (I)(a)		Total shareholding as a percentage of total number of shares		Shares Pledged or otherwise encumbered	
			Total number of shares	Number of shares held in demateriali	As a percentage of(A+B) <sup>1</sup>	As a percentage of (A+B+C)	Number of shares	As a percentage
			(IV)	(V)	(VI)	(VII)	(VIII)	IX)=(VIII)/(IV)*100
(A)	<b>Shareholding of Promoter and</b>							
	<b>1 Indian</b>							
(a)	Individuals/ Hindu Undivided Family	2	1854413	1854413	25.35	25.35	1000000	53.93
(b)	Central Government/ State Government(s)				0.00	0.00		0.00
(c)	Bodies Corporate				0.00	0.00	0	0.00
(d)	Financial Institutions/ Banks				0.00	0.00		0.00
(e)	Any Others(Specify)				0.00	0.00		0.00
(e-i)	Relative / friends of Promoters	7	2449643	2449643	33.48	33.48		0.00
(e-ii)					0.00	0.00		0.00
	<b>Sub Total(A)(1)</b>	<b>9</b>	<b>4304056</b>	<b>4304056</b>	<b>58.83</b>	<b>58.83</b>	<b>1000000</b>	<b>23.23</b>
	<b>2 Foreign</b>							
a	Individuals (Non-Residents Individuals/				0.00	0.00		0.00
b	Bodies Corporate				0.00	0.00		0.00
c	Institutions				0.00	0.00		0.00
d	Qualified Foreign Investor				0.00	0.00		0.00
e	Any Others(Specify)				0.00	0.00		0.00
e-i					0.00	0.00		0.00
e-ii								
	<b>Sub Total(A)(2)</b>	<b>0</b>	<b>0</b>	<b>0</b>	<b>0.00</b>	<b>0.00</b>	<b>0</b>	<b>0.00</b>
	<b>Total Shareholding of Promoter</b>	<b>9</b>	<b>4304056</b>	<b>4304056</b>	<b>58.83</b>	<b>58.83</b>	<b>1000000</b>	<b>23.23</b>
	<b>(B) Public shareholding</b>							
	<b>1 Institutions</b>							
(a)	Mutual Funds/ UTI				0.00	0.00		
(b)	Financial Institutions / Banks				0.00	0.00		
(c)	Central Government/ State Government(s)				0.00	0.00		
(d)	Venture Capital Funds				0.00	0.00		
(e)	Insurance Companies				0.00	0.00		
(f)	Foreign Institutional Investors				0.00	0.00		
(g)	Foreign Venture Capital Investors				0.00	0.00		
(h)	Qualified Foreign Investor				0.00	0.00		
(i)	Any Other (specify)				0.00	0.00		
(i-ii)					0.00	0.00		
	<b>Sub-Total (B)(1)</b>	<b>0</b>	<b>0</b>	<b>0</b>	<b>0.00</b>	<b>0.00</b>		
	<b>B 2 Non-institutions</b>							
(a)	Bodies Corporate	132	494254	433654	6.76	6.76		
(b)	Individuals				0.00	0.00		
	Individuals -i. Individual shareholders holding nominal share capital up to Rs 1 lakh	2822	1274254	918947	17.42	17.42		

For Stylam Industries Limited

Authorised Signatory

II	ii. Individual shareholders holding nominal share capital in excess of Rs. 1 lakh.	28	1070349	679449	14.63	14.63		
(c)	Qualified Foreign Investor	0	0	0	0.00	0.00		
(d)	Any Other (specify)				0.00	0.00		
(d-i)	Trusts	0	0	0	0.00	0.00		
(d-ii)	Non Resident Indians	34	68025	68025	0.93	0.93		
(d-iii)	Foreign Nationals	0	0	0	0.00	0.00		
(d-iv)	Clearing Members	15	3842	3842	0.05	0.05		
(d-v)	Hindu Undivided Families	62	101420	101420	1.39	1.39		
	<b>Sub-Total (B)(2)</b>	<b>3093</b>	<b>3012144</b>	<b>2205337</b>	<b>41.17</b>	<b>41.17</b>		
(B)	<b>Total Public Shareholding (B)= (B)(1)+(B)(2)</b>	<b>3093</b>	<b>3012144</b>	<b>2205337</b>	<b>41.17</b>	<b>41.17</b>		
	<b>TOTAL (A)+(B)</b>	<b>3102</b>	<b>7316200</b>	<b>6509393</b>	<b>100.00</b>	<b>100.00</b>		
(C)	<b>Shares held by Custodians and against which Depository Receipts have been issued</b>							
1	Promoter and Promoter Group				0.00	0.00		
2	Public				0.00	0.00		
	<b>Sub-Total (C)</b>	<b>0</b>	<b>0</b>	<b>0</b>	<b>0</b>	<b>0</b>		
	<b>GRAND TOTAL (A)+(B)+(C)</b>	<b>3102</b>	<b>7316200</b>	<b>6509393</b>	<b>100.00</b>	<b>1000000</b>	<b>13.67</b>	

For Stylam Industries Limited

  
Authorised Signatory



**(I)(b) Statement showing holding of securities (including shares, warrants, convertible securities) of persons belonging to the category "Promoter and Promoter Group"**

Sr. No.	Name of the shareholder	Details of Shares held		Encumbered shares (*)			Details of warrants		Details of convertible securities		Total shares (including underlying shares assuming full conversion of warrants and convertible securities) as a % of diluted share capital
		Number of shares held	As a % of grand total (A)+(B)+(C)	No.	As a percentage	As a % of grand total (A)+(B)+(C) of sub-clause (I)(a)	Number of warrants held	As a % total number of warrants of the same class	Number of convertible securities held	As a % total number of convertible securities of the same class	
(i)	(ii)	(iii)	(iv)	(v)	(vi) = (v)/(iii)*100	(vii)	(viii)	(ix)	(x)	(xi)	(xii)
1	Jagdish Gupta	985450	13.47	500000	50.74	6.83		0		0	
2	Satish Gupta	868963	11.88	500000	57.54	6.83		0		0	
3	Manit Gupta	412198	5.63	0	0.00	0.00		0		0	
4	Usha Gupta	712875	9.74	0	0.00	0.00		0		0	
5	Pushpa Gupta	550970	7.53	0	0.00	0.00		0		0	
6	Rattan Devi	385700	5.27	0	0.00	0.00		0		0	
7	Saru Gupta	33100	0.45	0	0.00	0.00		0		0	
8	Nidhi Gupta	184100	2.52	0	0.00	0.00		0		0	
9	Dipti Gupta	170700	2.33	0	0.00	0.00		0		0	
<b>TOTAL</b>		<b>4304056</b>	<b>58.83</b>	<b>1000000</b>	<b>23.23</b>	<b>13.67</b>		<b>0</b>		<b>0</b>	<b>0</b>

(\*) The term "encumbrance" has the same meaning as assigned to it in regulation 28(3) of the SAST Regulations, 2011


For Stylam Industries Limited

Authorized Signatory

(I)(c)(i) Statement showing holding of securities (including shares, warrants, convertible securities) of persons belonging to the category "Public" and holding more than 1% of the total number of shares

Sr. No.	Name of the shareholder	Number of shares held	Shares as a percentage of total number of shares (i.e., Grand Total (A)+(B)+(C) indicated in Statement at para (I)(a) above}	Details of warrants		Details of convertible securities		Total shares (including underlying shares assuming full conversion of warrants and convertible securities) as a % of diluted share capital
				Number of warrants held	As a % total number of warrants of the same class	Number of convertible securities held	% w.r.t total number of convertible securities of the same class	
1	Camel Foods Pvt Ltd	90331	1.23		0		0	
2	Porinju V Veliyath	75000	1.03		0		0	
3	Sangeetha S	76660	1.05		0		0	
4	Manav Gupta	355400	4.86		0		0	
<b>TOTAL</b>		<b>597391</b>	<b>8.17</b>	<b>0</b>	<b>0</b>	<b>0</b>	<b>0</b>	<b>0</b>

For Stylam Industries Limited

  
Authorised Signatory

(I) Statement showing holding of securities (including shares, warrants, convertible securities) of persons (together with (c)(ii) PAC) belonging to the category "Public" and holding more than 5% of the total number of shares of the company

Sr. No.	Name(s) of the shareholder(s) and the Persons Acting in Concert (PAC) with them	Number of shares	Shares as a percentage of total number of shares {i.e., Grand Total (A)+(B)+(C) indicated in Statement at para (I)(a) above}	Details of warrants		Details of convertible securities		Total shares (including underlying shares assuming full conversion of warrants and convertible securities) as a % of diluted share capital
				Number of warrants	As a % total number of warrants of the same class	Number of convertible securities held	% w.r.t total number of convertible securities of the same class	
1			0.00	0	0	0	0	
2			0.00	0	0	0	0	
3			0.00	0	0	0	0	
4			0.00	0	0	0	0	
5			0.00	0	0	0	0	
6			0.00	0	0	0	0	
7			0.00	0	0	0	0	
8			0.00	0	0	0	0	
9			0.00	0	0	0	0	
10			0.00	0	0	0	0	
<b>TOTAL</b>		<b>0</b>	<b>0.00</b>	<b>0</b>	<b>0</b>	<b>0</b>	<b>0</b>	<b>0</b>

For Stylam Industries Limited

  
Authorized Signatory

(I)(d) Statement showing details of locked-in shares

Sr. No.	Name of the shareholder	Number of locked-in shares	Locked-in shares as a percentage of total number of shares {i.e., Grand Total (A)+(B)+(C) indicated in Statement at para (I)(a) above}
1			0.00
2			0.00
3			0.00
4			0.00
5			0.00
6			0.00
7			0.00
8			0.00
9			0.00
			0.00
			0.00
<b>TOTAL</b>		<b>0</b>	<b>0.00</b>

For Stylam Industries Limited


  
Authorised Signatory



(II)(a) Statement showing details of Depository Receipts (DRs)

Sr. No.	Type of outstanding DR (ADRs, GDRs, SDRs, etc.)	Number of outstanding DRs	Number of shares underlying outstanding DRs	Shares underlying outstanding DRs as a percentage of total number of shares {i.e., Grand Total (A)+(B)+(C) indicated in Statement at para (I)(a) above}
1				0.00
2				0.00
3				0.00
4				0.00
5				0.00
6				0.00
7				0.00
8				0.00
9				0.00
				0.00
<b>TOTAL</b>		<b>0</b>	<b>0</b>	<b>0.00</b>

For Stylam Industries Limited


  
Authorised Signatory



(II)(b) Statement showing holding of Depository Receipts (DRs), where underlying shares held by "promoter/promoter group" are in excess of 1% of the total number of shares

Sr. No.	Name of the DR Holder	Type of outstanding DR (ADRs, GDRs, SDRs, etc.)	Number of shares underlying outstanding DRs	Shares underlying outstanding DRs as a percentage of total number of shares {i.e., Grand Total (A)+(B)+(C) indicated in Statement at para (I)(a) above}
1				0.00
2				0.00
3				0.00
4				0.00
5				0.00
6				0.00
7				0.00
8				0.00
9				0.00
				0.00
<b>TOTAL</b>			<b>0</b>	<b>0.00</b>

For Stylam Industries Limited

  
Authorised Signatory