


STORE ONE RETAIL INDIA LIMITED

Audited Financial Results


for the quarter and year ended March 31, 2014

PART I		(Rupees in lakhs)				
		Quarter ended			Year ended	
1	Particulars	31-03-14	31-12-13	31-03-13	31-03-14	31-03-13
		(Audited)	(Unaudited)	(Audited)	(Audited)	(Audited)
1	Income from operations					
	(a) Net sales /income from operations (Net of excise duty)	2,850.62	3,005.72	2,855.35	11,683.78	8,923.73
	(b) Other operating income	-	-	-	-	-
	Total Income from operations (net)	2,850.62	3,005.72	2,855.35	11,683.78	8,923.73
2	Expenses					
	(a) Cost of materials consumed	0.09	(38.80)	156.61	69.73	320.67
	(b) Purchases of stock-in-trade	14.91	13.02	15.26	48.56	61.70
	(c) Changes in inventories of finished goods,work-in-progress and stock-in-trade	11.44	-	215.76	12.81	412.06
	(d) Employee benefits expense	162.35	157.69	176.91	780.77	826.50
	(e) Depreciation and amortisation expense	219.34	224.94	167.54	777.85	592.12
	(f) Operating & other expenses	1,460.81	1,950.37	971.47	6,777.25	3,356.86
	Total expenses	1,868.94	2,307.22	1,703.55	8,466.97	5,569.91
3	Profit from operations before other income, finance costs & exceptional items (1-2)	981.68	698.50	1,151.80	3,216.81	3,353.82
4	Other income	89.69	13.56	30.93	544.26	444.28
5	Profit from ordinary activities before finance costs and exceptional items (3+4)	1,071.37	712.06	1,182.73	3,761.07	3,798.10
6	Finance costs	64.04	66.70	23.93	239.61	31.89
7	Profit form ordinary activities after finance costs but before exceptional items (5-6)	1,007.33	645.36	1,158.80	3,521.46	3,766.21
8	Exceptional items	-	-	-	-	-
9	Profit from ordinary activities before Tax (7-8)	1,007.33	645.36	1,158.80	3,521.46	3,766.21
10	Tax expense	4.38	-	-	4.38	-
11	Net Profit from ordinary activities after tax (9-10)	1,002.95	645.36	1,158.80	3,517.08	3,766.21
12	Extraordinary items (net of tax expense of Rs.Nil)	-	-	-	-	-
13	Net Profit for the period / year (11-12)	1,002.95	645.36	1,158.80	3,517.08	3,766.21
14	Paid-up equity share capital (Face value of Rs.10 per share)	2,320.00	2,320.00	2,320.00	2,320.00	2,320.00
15	Paid up preference share capital (Face value of Rs.10 per share)	297.35	297.35	297.35	297.35	297.35
16	Reserves excluding Revaluation Reserves as per balance sheet of accounting year				9,462.81	5,977.03
17	(a) Earnings per share (EPS) before extraordinary items (Face Value of Rs. 10 per Equity Share) *(EPS for the quarter not annualised)					
	-Basic (Amount in Rs.)	4.29*	2.78*	4.86*	15.02	17.76
	-Diluted (Amount in Rs.)	4.29*	2.78*	4.75*	15.02	17.40
	(b) Earnings per share (EPS) after extraordinary items (Face Value of Rs. 10 per Equity Share) *(EPS for the quarter not annualised)					
	-Basic (Amount in Rs.)	4.29*	2.78*	4.86*	15.02	17.76
	-Diluted (Amount in Rs.)	4.29*	2.78*	4.75*	15.02	17.40

Handwritten signature



PART II					
A PARTICULARS OF SHAREHOLDING					
1	Public shareholding				
	Number of shares	72,16,690	72,16,690	72,16,690	72,16,690
	Percentage of shareholding	31.11%	31.11%	31.11%	31.11%
2	Promoters and Promoter Group Shareholding				
	a) Pledged/Encumbered				
	-Number of shares	-	-	-	-
	- Percentage of shares (as a % of the total shareholding of the promoter and promoter group)	0.00%	0.00%	0.00%	0.00%
	- Percentage of shares (as a % of the total share capital of the company)	0.00%	0.00%	0.00%	0.00%
	b) Non-encumbered				
	-Number of shares	1,59,83,310	1,59,83,310	1,59,83,310	1,59,83,310
	- Percentage of shares (as a % of the total shareholding of the Promoter and Promoter Group)	100%	100%	100%	100%
	- Percentage of shares (as a % of the total share capital of the Company)	68.89%	68.89%	68.89%	68.89%
PARTICULARS					Quarter ended
B	INVESTOR COMPLAINTS				31-03-14
	Pending at the beginning of the quarter				NIL
	Received during the quarter				0
	Disposed off during the quarter				0
	Remaining unresolved during the quarter				NIL
					(Rupees in lakhs)
Particulars	Quarter ended			Year ended	
	31-03-14	31-12-13	31-03-13	31-03-14	31-03-13
	(Audited)	(Unaudited)	(Audited)	(Audited)	(Audited)
Items exceeding 10% of Total Expenditure					
--- Property management and maintenance expenses	735.65	1,029.42	192.96	2,125.87	708.79
--- Repairs and Maintenance	37.63	182.35	161.65	438.04	512.77
--- Security Charges	121.49	128.73	84.22	484.61	436.42
Notes to Financial Results:					
a) The audited financial results of Store One Retail India Limited ('STOREONE', "the Company") for the quarter and year ended March 31, 2014 have been reviewed by the Audit Committee and approved by the Board of Directors ("the board") at its meetings held on April 23, 2014.					
b) The Board of Directors of the Company at its meeting held on April 23, 2014, has declared dividend @ 9% on 29,73,450 preference shares of the company.					
c) As per Accounting Standard (AS 17) "Segment Reporting" as notified under the Companies (Accounting Standard) Rules, 2006, the Company operates in two reportable business segments i.e. Facility Maintenance Services and Equipment Hiring Service and in one geographical segment i.e., within India. Other non-reportable segments including Wholesale trading, Construction related materials & services and Tour and travel operations have been shown under unallocated.					
Segment Results					(Rupees in lakhs)
Particulars	Quarter ended			Year ended	
	31-03-14	31-12-13	31-03-13	31-03-14	31-03-13
	(Audited)	(Unaudited)	(Audited)	(Audited)	(Audited)
Segment Revenue					
Facility Maintenance Service and other related activities	1,699.53	1,674.34	1,624.24	6,703.20	6,378.31
Equipment Hiring Services	1,005.97	1,231.55	758.46	4,231.41	1,566.02
Unallocated	145.12	99.83	472.65	749.17	979.40
Total	2,850.62	3,005.72	2,855.35	11,683.78	8,923.73
Less: Inter Segment Revenue	-	-	-	-	-
Income from Operations	2,850.62	3,005.72	2,855.35	11,683.78	8,923.73
Segment Results					
Profit before Tax and Interest					
Facility Maintenance Service and other related activities	445.72	119.88	640.47	2,233.10	2,755.71
Equipment Hiring Services	621.80	668.52	612.81	2,626.06	1,152.23
Total	1,067.50	788.41	1,253.28	4,859.16	3,907.93
(i) Less: Interest	75.80	66.70	23.93	239.61	31.89
(ii) Add / (Less): Other unallocable income / (expenditure) net off unallocable expenditure / income	15.64	(76.35)	(70.55)	(1,098.10)	(109.83)
Total Profit Before Tax	1,007.33	645.36	1,158.80	3,521.46	3,766.21
Capital Employed (Segment Assets - Segment Liabilities)					
Facility Maintenance Service and other related activities	36.92	(1,300.06)	(662.43)	36.92	(662.43)
Equipment Hiring Services	13,717.76	13,311.07	7,597.00	13,717.76	7,597.00
Unallocated	(1,339.03)	(567.00)	1,995.31	(1,339.03)	1,995.31
Total	12,415.65	11,444.01	8,929.68	12,415.65	8,929.88



d)


Statement of Assets and Liabilities	Rs. in lakhs	
	As at 31-03-14	As at 31-03-13
Particulars		
A EQUITY AND LIABILITIES		
1 Shareholders' funds		
(a) Share capital	2,617.35	2,617.35
(b) Reserves and surplus	9,462.80	5,977.03
(c) Money received against share warrants	335.50	335.50
Sub-total - Shareholders' funds	12,415.65	8,929.88
2 Non-current liabilities		
(a) Long-term borrowings	1,303.95	731.44
(b) Long-term provisions	34.52	28.62
Sub-total - Non-current liabilities	1,338.47	760.06
3 Current liabilities		
(a) Short-term borrowings	-	-
(b) Trade payables	2,957.27	2,383.49
(c) Other current liabilities	1,382.13	1,249.49
(d) Short-term provisions	32.00	33.32
Sub-total - Current liabilities	4,371.40	3,666.30
TOTAL - EQUITY AND LIABILITIES	18,125.52	13,356.24
B ASSETS		
1 Non-current assets		
(a) Fixed assets	13,177.65	8,435.29
(b) Long-term loans and advances	152.93	1,580.48
(c) Other non-current assets	1.25	43.50
Sub-total - Non-current assets	13,331.83	10,059.27
2 Current assets		
(a) Investment	-	-
(b) Inventories	17.17	98.84
(c) Trade receivables	3,116.16	1,101.15
(d) Cash and bank balances	247.99	809.36
(e) Short-term loans and advances	1,411.45	1,280.78
(f) Other current assets	0.92	6.84
Sub-total - Current assets	4,793.69	3,296.97
TOTAL - ASSETS	18,125.52	13,356.24

- e) Figures of last quarter are the balancing figures between audited figures in respect of the full financial year and the published year to date figures upto the third quarter of the current financial year.
- f) Figures for the prior period/year have been regrouped and/or reclassified wherever considered necessary.

Registered Office: M-62 & 63, 1st Floor Connaught Place, New Delhi 110 001
(CIN: L52190DL2005PLC181536)

Place : Mumbai
Date: April 23, 2014

For and on behalf of the Board of Directors


Abhimanyu Mehlawat
Whole Time Director

