

Introductory sub-table (I)(a)

Name of the Company :- Stocknet International Limited			
Scrip Code, Name of the scrip, class of security :- 512640			
Quarter ended :- 31st March, 2015			
Partly paid-up shares:-	No. of partly paid-up shares	As a % of total no. of partly paid-up shares	As a % of total no. of shares of the company
Held by promoter/promoter group	Nil	Nil	Nil
Held by public	Nil	Nil	Nil
Total	Nil	Nil	Nil
Outstanding convertible securities:-	No. of outstanding securities	As a % of total no. of outstanding convertible securities	As a % of total no. of shares of the company, assuming full conversion of the convertible securities
Held by promoter/promoter group	Nil	Nil	Nil
Held by public	Nil	Nil	Nil
Total	Nil	Nil	Nil
Warrants:-	No. of warrants	As a % of total no. of warrants	As a % of total no. of shares of the company, assuming full conversion of warrants
Held by promoter/promoter group	Nil	Nil	Nil
Held by public	Nil	Nil	Nil
Total	Nil	Nil	Nil
Total paid-up capital of the company, assuming full conversion of warrants and convertible securities		5500350	

for STOCKNET INTERNATIONAL LTD.



 Authorized Signatory/Director

Statement Showing Shareholding Pattern

Table (I)(a)


Category Code	Category of Shareholder	Number of Shareholders	Total number of shares	Number of shares held in dematerialized form	Total shareholding as a percentage of total number of shares		Shares Pledged or otherwise encumbered	
					As a percentage of (A+B) ¹	As a percentage of (A+B+C)	Number of shares	As a percentage
					(vi)	(vii)	(viii)	(ix) = (viii)/(iv)*100
(A)	Shareholding of Promoter and							
1	Indian							
(a)	Individuals/ Hindu Undivided Family	14	1700	-	0.03	0.03	-	-
(b)	Central Government/ State Government(s)	-	-	-	-	-	-	-
(c)	Bodies Corporate	-	-	-	-	-	-	-
(d)	Financial Institutions/ Banks	-	-	-	-	-	-	-
(e)	Any Others(Specify)	-	-	-	-	-	-	-
(e-i)		-	-	-	-	-	-	-
(e-ii)		-	-	-	-	-	-	-
	Sub Total(A)(1)	14	1700	-	0.03	0.03	-	-
2	Foreign							
a	Individuals (Non-Residents Individuals/ Foreign Individuals)	-	-	-	-	-	-	-
b	Bodies Corporate	-	-	-	-	-	-	-
c	Institutions	-	-	-	-	-	-	-
d	Qualified Foreign Investor	-	-	-	-	-	-	-
e	Any Others(Specify)	-	-	-	-	-	-	-
e-i		-	-	-	-	-	-	-
e-ii		-	-	-	-	-	-	-
	Sub Total(A)(2)	-	-	-	-	-	-	-
	Total Shareholding of Promoter and	14	1700	-	0.03	0.03	-	-
(B)	Public shareholding							
1	Institutions							
(a)	Mutual Funds/ UTI	-	-	-	-	-	-	-
(b)	Financial Institutions /Banks	-	-	-	-	-	-	-
(c)	Central Government/ State Government(s)	-	-	-	-	-	-	-
(d)	Venture Capital Funds	-	-	-	-	-	-	-
(e)	Insurance Companies	-	-	-	-	-	-	-
(f)	Foreign Institutional Investors	-	-	-	-	-	-	-
(g)	Foreign Venture Capital Investors	-	-	-	-	-	-	-
(h)	Qualified Foreign Investor	-	-	-	-	-	-	-
(i)	Any Other (specify)	-	-	-	-	-	-	-
(i-i)		-	-	-	-	-	-	-
(i-ii)		-	-	-	-	-	-	-
	Sub-Total (B)(1)	-	-	-	-	-	-	-

for STOCKNET INTERNATIONAL LTD.


 Authorized Signatory/Director

B 2	Non-institutions							
(a)	Bodies Corporate	71	452987	452987	8.24	8.24	-	-
(b)	Individuals							
I	Individuals -i. Individual shareholders holding nominal share capital up to Rs 1 lakh	2432	3024900	3009162	54.99	54.99	-	-
II	ii. Individual shareholders holding nominal share capital in excess of Rs. 1 lakh.	70	2006901	2006901	36.49	36.49	-	-
(c)	Qualified Foreign Investor	-	-	-	-	-	-	-
(d)	Any Other (specify)	-	-	-	-	-	-	-
(d-i)	NRIs	8	13,862	13,862	0.25	0.25	-	-
(d-ii)								
	Sub-Total (B)(2)	2581	5498650	5482912	99.97	99.97	-	-
(B)	Total Public Shareholding (B)= (B)(1)+(B)(2)	2581	5498650	5482912	99.97	99.97	-	-
	TOTAL (A)+(B)	2595	5500350	5482912	100.00	100.00	-	-
(C)	Shares held by Custodians and against which Depository Receipts have been issued							
1	Promoter and Promoter Group	-	-	-	-	-	-	-
2	Public	-	-	-	-	-	-	-
	Sub-Total (C)	-	-	-	-	-	-	-
	GRAND TOTAL (A)+(B)+(C)	2595	5500350	5482912	100.00	100.00	-	-

FOR STOCKMEL INTERNATIONAL LTD.


Authorized Signatory/Director

Srno.	Notes

For STOCKNET INTERNATIONAL LTD.



Authorised Signatory/Director


(I)(b) Statement showing holding of securities (including shares, warrants, convertible securities) of persons belonging to the category "Promoter and Promoter Group"

Sr. No.	Name of the shareholder	Details of Shares held		Encumbered shares (*)			Details of warrants		Details of convertible securities		Total shares (including underlying shares assuming full conversion of warrants and convertible securities) as a % of diluted share capital
		Number of shares held	As a % of grand total (A)+(B)+(C)	No.	As a percentage	As a % of grand total (A)+(B)+(C) of sub-clause (I)(a)	Number of warrants held	As a % total number of warrants of the same class	Number of convertible securities held	As a % (total number of convertible securities of the same class)	
		(ii)	(iii)	(iv)	(v)	(vi)	(vii)	(viii)	(ix)	(x)	(xi)
1	BINIT KUMAR SHUKLA	10	0.00	-	-	-	-	-	-	-	-
2	CHANDI PRASAD AGARWAL	10	0.00	-	-	-	-	-	-	-	-
3	DANLAL BEHANI	10	0.00	-	-	-	-	-	-	-	-
4	JITANDRA KUMAR CHATURVEDI	10	0.00	-	-	-	-	-	-	-	-
5	NAWAL KUMAR KAKARANIA	10	0.00	-	-	-	-	-	-	-	-
6	SASHI KANT GOYAL	10	0.00	-	-	-	-	-	-	-	-
7	SURESH KUMAR DUJARI	10	0.00	-	-	-	-	-	-	-	-
8	BHAGIRATH KUMAR MUNDHRA	100	0.00	-	-	-	-	-	-	-	-
9	BIMAL SHAH	100	0.00	-	-	-	-	-	-	-	-
10	BRIJ GOPAL RUNGTA	130	0.00	-	-	-	-	-	-	-	-
11	BACHH RAJ KOTHARI	200	0.00	-	-	-	-	-	-	-	-
12	ALOK KUMAR NAHAR	300	0.01	-	-	-	-	-	-	-	-
13	AJAY KUMAR AGARWAL	400	0.01	-	-	-	-	-	-	-	-
14	ARUN KUMAR AGARWAL	400	0.01	-	-	-	-	-	-	-	-
	TOTAL	1700	0.03	-	-	-	-	-	-	-	-

(*) The term "encumbrance" has the same meaning as assigned to it in regulation 28(3) of the SAST Regulations, 2011

###

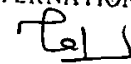
FOI STOCKNET INTERNATIONAL LTD.


Authorised Signatory/Director

(I)(c)(i) Statement showing holding of securities (including shares, warrants, convertible securities) of persons belonging to the category "Public" and holding more than 1% of the total number of shares

Sr. No.	Name of the shareholder	Number of shares held	Shares as a percentage of total number of shares {i.e., Grand Total (A)+(B)+(C) indicated in Statement at para (I)(a) above}	Details of warrants		Details of convertible securities		Total shares (including underlying shares assuming full conversion of warrants and convertible securities) as a % of diluted share capital
				Number of warrants held	As a % total number of warrants of the same class	Number of convertible securities held	% w.r.t total number of convertible securities of the same class	
1	RITMAN CONCRETE PVT LTD	70700	1.29	-	-	-	-	-
2	AARTI JAIN	61550	1.12	-	-	-	-	-
3	KEYUR MAJMUDAR	87762	1.60	-	-	-	-	-
4	D NESAMANI	110002	2.00	-	-	-	-	-
5	PRIYANKA SINSINWAR	110496	2.01	-	-	-	-	-
6	DHANASEKARAN S. S	264622	4.81	-	-	-	-	-
7	LAKSHAY SOLUTIONS P. LTD.	160701	2.92	-	-	-	-	-
	TOTAL	865833	15.74	-	-	-	-	-


For STOCKNET INTERNATIONAL LTD.


Authorized Signatory/Director

(I)(c)(ii) Statement showing holding of securities (including shares, warrants, convertible securities) of persons (together with PAC) belonging to the category "Public" and holding more than 5% of the total number of shares of the company

Sr. No.	Name(s) of the shareholder(s) and the Persons Acting in Concert (PAC) with them	Number of shares	Shares as a percentage of total number of shares {i.e., Grand Total (A)+(B)+(C) indicated in Statement at para (I)(a) above}	Details of warrants		Details of convertible securities		Total shares (including underlying shares assuming full conversion of warrants and convertible securities) as a % of diluted share capital
				Number of warrants	As a % total number of warrants of the same class	Number of convertible securities held	% w.r.t total number of convertible securities of the same class	
		-	-	-	-	-	-	-
TOTAL		-	-	-	-	-	-	-

FOR STOCKNET INTERNATIONAL LTD.


 Authorised Signatory/Director

(I)(d) Statement showing details of locked-in shares

Srno.	Name of the shareholder	Number of locked-in shares	Locked-in shares as a percentage of total number of shares (i.e., Grand Total (A)+(B)+(C) indicated in Statement at para (I)(a) above)
		-	-
TOTAL		-	-

for STOCKNET INTERNATIONAL LTD.



Authorized Signatory/Director

(II)(a) Statement showing details of Depository Receipts (DRs)

Sr. No.	Type of outstanding DR (ADRs, GDRs, SDRs, etc.)	Number of outstanding DRs	Number of shares underlying outstanding DRs	Shares underlying outstanding DRs as a percentage of total number of shares {i.e., Grand Total (A)+(B)+(C) indicated in Statement at para (I)(a) above}
		-	-	-
TOTAL		-	-	-

FOR STOCKNET INTERNATIONAL LTD.



Authorised Signatory/Director

(II)(b) Statement showing holding of Depository Receipts (DRs), where underlying shares held by "promoter/promoter group" are in excess of 1% of the total number of shares

Sr. No.	Name of the DR Holder	Type of outstanding DR (ADRs, GDRs, SDRs, etc.)	Number of shares underlying outstanding DRs	Shares underlying outstanding DRs as a percentage of total number of shares (i.e., Grand Total (A)+(B)+(C) indicated in Statement at para (I)(a) above)
TOTAL				

for STOCKNET INTERNATIONAL LTD.



Authorized Signatory/Director