



(1)(a) STATEMENT SHOWING SHAREHOLDING PATTERN IN CLAUSE-35			
NAME OF THE COMPANY: STERILITE TECHNOLOGIES LIMITED		Name of the Scrip:	
SCRIP CODE:	532374		
Class of Security:			
QUARTER ENDED:	30/09/2014		
Partly paid-up shares	No. of partly paid-up shares	As a % of total no. of partly paid-up shares	As a % of total no. of shares of the Company.
Held by promoter/pro-rater group	0		0
Held by Public	0		0
Total:	0	0	0
Outstanding convertible securities:	No. of outstanding securities	As a % of total no. of outstanding convertible securities.	As a % of total no. of shares of the Company assuming full conversion of the convertible securities
Held by promoter/pro-rater group	0		0
Held by Public	0		0
Total:	0	0	0
Warrants:	No. of warrants	As a % of total no. of warrants	As a % of total no. of shares of the Company, assuming full conversion of warrants
Held by promoter/pro-rater group	0		0
Held by Public	0		0
Total:	0	0	0
Total number of shares assuming full conversion of warrants and convertible securities			393,972,477
Total paid-up capital of the Company, assuming full conversion of warrants and convertible securities			787,944,954




CATEGORY CODE	CATEGORY OF SHAREHOLDER	NO OF SHAREHOLDERS	TOTAL NUMBER OF SHARES	NO OF SHARES HELD IN DEMATERIALIZED FORM	TOTAL SHAREHOLDING AS A % OF TOTAL NO OF SHARES		SHARES PLEDGE OR OTHERWISE ENCUMBERED	
					AS a PERCENTAGE of (A+B)	As a PERCENTAGE of (A+B+C)		
(i)	(ii)	(iii)	(iv)	(v)	(vi)	(vii)	(viii)	(ix)=(viii)/(iv)*100
(A)	PROMOTER AND PROMOTER GROUP							
(1)	INDIAN							
(a)	Individual /HUF	6	1283056	1283056	0.33	0.33	0	0.00
(b)	Central Government/State Government(s)	0	0	0	0.00	0.00	0	0.00
(c)	Bodies Corporate	1	4764295	4764295	1.21	1.21	0	0.00
(d)	Financial Institutions / Banks	0	0	0	0.00	0.00	0	0.00
(e)	Others	0	0	0	0.00	0.00	0	0.00
	Sub-Total A(1) :	7	6047351	6047351	1.54	1.53	0	0.00
(2)	FOREIGN							
(a)	Individuals (NRIs/Foreign Individuals)	0	0	0	0.00	0.00	0	0.00
(b)	Bodies Corporate	1	209402750	209402750	53.16	53.15	0	0.00
(c)	Institutions	0	0	0	0.00	0.00	0	0.00
(d)	Qualified Foreign Investor	0	0	0	0.00	0.00	0	0.00
(e)	Others	0	0	0	0.00	0.00	0	0.00
	Sub-Total A(2) :	1	209402750	209402750	53.16	53.15	0	0.00
	Total A=A(1)+A(2)	8	215450101	215450101	54.70	54.69	0	0.00
(B)	PUBLIC SHAREHOLDING							
(1)	INSTITUTIONS							
(a)	Mutual Funds /JTI	14	14952808	14947783	3.80	3.80		
(b)	Financial Institutions /Banks	42	21596208	21574773	5.48	5.48		
(c)	Central Government / State Government(s)	1	500	500	0.00	0.00		
(d)	Venture Capital Funds	0	0	0	0.00	0.00		
(e)	Insurance Companies	3	914737	913737	0.23	0.23		
(f)	Foreign Institutional Investors	41	6858843	6848638	1.74	1.74		
(g)	Foreign Venture Capital Investors	0	0	0	0.00	0.00		
(h)	Qualified Foreign Investor	0	0	0	0.00	0.00		
(i)	Others	0	0	0	0.00	0.00		
	Sub-Total B(1) :	101	44323096	44285431	11.25	11.25		



CATEGORY CODE	CATEGORY OF SHAREHOLDER	NO OF SHAREHOLDERS	TOTAL NUMBER OF SHARES	NO OF SHARES HELD IN DEMATERIALIZED FORM	TOTAL SHAREHOLDING AS A % OF TOTAL NO OF SHARES		SHARES PLEDGE OR OTHERWISE ENCUMBERED	
					AS a PERCENTAGE of (A+B)	As a PERCENTAGE of (A+B+C)		
(I)	(II)	(III)	(IV)	(V)	(VI)	(VII)	(VIII)	(IX)=(VIII)/(IV)*100
(2)	NON-INSTITUTIONS							
(a)	Bodies Corporate	1544	21073376	20973656	5.35	5.35		
(b)	Individuals							
	(i) Individuals holding nominal share capital upto Rs. 1 lakh	123275	84997507	79053214	21.58	21.57		
	(ii) Individuals holding nominal share capital in excess of Rs. 1 lakh	98	23156507	23083147	5.88	5.88		
(c)	Others							
	FOREIGN NATIONALS	8	116200	116200	0.03	0.03		
	DIRECTORS	3	223445	223445	0.06	0.06		
	NON RESIDENT INDIANS	2493	3705162	3705222	0.94	0.94		
	OVERSEAS CORPORATE BODIES	1	200	200	0.00	0.00		
	CLEARING MEMBERS	325	831608	831608	0.21	0.21		
	TRUSTS	4	6705	6205	0.00	0.00		
(d)	Qualified Foreign Investor	0	0	0	0.00	0.00		
	Sub-Total B(2) :	127751	134113730	127422897	34.05	34.04		
	Total B=B(1)+B(2) :	127852	178436826	1771708328	45.30	45.29		
	Total (A+B) :	127860	393886927	387158429	100.00	99.98		
(C)	Shares held by custodians, against which Depository Receipts have been issued							
(1)	Promoter and Promoter Group							
(2)	Public*	1	85550	85550	0.02	0.02		
	GRAND TOTAL (A+B+C) :	127861	393972477	387243979	100.00	0.02	0	0.00

* Please note that earlier these were clubbed under the group Nationalised / Other Banks since the shares are held by the Deutsche Bank



(I)(B) Sr.No	Statement showing holding of securities (including shares, warrants, convertible securities) of persons belonging to the category "Promoter and Promoter Group"	Details of Shares held			Encumbered shares (*)			Details of Warrants			Details of convertible securities		Total Shares (including underlying shares assuming full conversion of warrants and convertible securities) as a % of diluted share capital
		Name of the Shareholder	No. of Shares held	As a % of grand total (A)+(B)+(C)	Pledge Shares	AS a percentage (V)=(VI/III)*100	AS a % of grand total (A) + (B) + (C) of sub-clause (I)(a)	Number of warrants held	As a % total number of warrants of the same class	Number of convertible securities held	As a % total number of convertible securities of the same class		
(I)	(II)	(III)	(IV)	(V)	(VI)	(VII)	(VIII)	(IX)	(X)	(XI)	(XII)		
1	TWIN STAR OVERSEAS LTD	209402750	53.15	0	0.00	0.00	0	0.00	0	0.00	53.15		
2	SESA STERILITE LIMITED	4764295	1.21	0	0.00	0.00	0	0.00	0	0.00	1.21		
3	ANKIT AGARWAL	494471	0.13	0	0.00	0.00	0	0.00	0	0.00	0.13		
4	NAVIN KUMAR AGARWAL	286945	0.07	0	0.00	0.00	0	0.00	0	0.00	0.07		
5	PRATIK PRAVIN AGARWAL	281140	0.07	0	0.00	0.00	0	0.00	0	0.00	0.07		
6	PRAVIN AGARWAL	154500	0.04	0	0.00	0.00	0	0.00	0	0.00	0.04		
7	JYOTI AGARWAL	50000	0.01	0	0.00	0.00	0	0.00	0	0.00	0.01		
8	RUCHIRA AGARWAL	16000	0.00	0	0.00	0.00	0	0.00	0	0.00	0.00		
	TOTAL :	215450101	54.69	0	0.00	0.00	0	0.00	0	0.00	54.69		



Sl.No.	Statement showing holding of securities (including shares, warrants convertible securities) of persons belonging to the category "Public" and holding more than 1% of the total number of shares.	Name of the shareholder	Number of shares held	Shares as a percentage of total number of shares i.e., Grant total (A)+(B)+(C) indicated in Statement at para (1)(a) above)	Details of warrants		Details of convertible securities		Total shares (including underlying shares assuming full conversion of warrants and convertible securities) as a % of diluted share capital)
					Number of warrants held	As a % total number of warrants of the same class	Number of convertible securities held	% w.r.t total number of convertible securities of the same class	
1	LIFE INSURANCE CORPORATION OF INDIA		21282975	5.40	0	0.00	0	0.00	5.40
2	RELIANCE CAPITAL TRUSTEE CO. LTD. A/C RELIANCE DIVERSIFIED		10053320	2.55	0	0.00	0	0.00	2.55
	TOTAL :		31336295	7.95	0	0.00	0	0.00	7.95




Sl.No.	(i)(c)(ii) Statement showing holding of securities (including shares, warrants convertible securities) of persons (together with PAC) belonging to the category "Public" and holding more than 5% of the total number of Name(s) of the shareholder(s) and the Persons Acting in Concert (PAC) with them	Number of shares held	Shares as a percentage of total number of shares (i.e., Grant total (A)+(B)+(C) indicated in Statement at para (i)(a) above)	Number of warrants held	As a % total number of warrants of the same class	Number of convertible securities held	% w.r.t total number of convertible securities of the same class	Total shares (including underlying shares assuming full conversion of warrants and convertible securities) as a % of diluted share capital)
1	LIFE INSURANCE CORPORATION OF INDIA	21282975	5.40	0	0.00	0	0.00	5.40
TOTAL :		21282975	5.40	0	0.00	0	0.00	5.40



STATEMENT SHOWING DETAILS OF LOCKED-IN SHARES"			
(1)(d)			
Sr.No.	Name of the shareholder	Number of locked-in shares	Locked-in shares as a (%) percentage of total number of shares i.e. Grand Total (A)+(B)+(C) Indicated in Statement at para (1)(a) above)
	NIL	0	0
	TOTAL :	0	0
			Promoter/Promoter Group/Public



STATEMENT SHOWING DETAILS OF DEPOSITORY RECEIPTS (DRS)				
(II)(a)				
Sr.No.	Type of outstanding DR (ADRs,GDRs,SDRs,etc)	Number of outstanding DRS	Number of shares underlying outstanding DRS	Shares underlying outstanding DRS as a percentage of total number of shares {i.e., Grand Total (A)+(B)+(C) indicated in Statement at Para(I)(a) above}
1	GDR	85550	85550	0.02
TOTAL :		85550	85550	0.02



(II)(b)	Statement showing Holding of Depository Receipts (DRs), where underlying shares held by "Promoter/Promoter group" are in excess of 1% of the total number shares.			
Sr.No.	Name of the DR Holder	Type of outstanding DR (ADRs,GDRs,SD Rs,etc.)	Number of shares underlying outstanding DRs	Shares underlying outstanding DRs as a percentage of total number of shares [i.e., Grand Total (A)+(B)+(C) indicated in Statement at para(I)(a) above]
	NIL		0	0
	TOTAL :		0	0

