





(1)(a) STATEMENT SHOWING SHAREHOLDING PATTERN IN CLAUSE-35			
NAME OF THE COMPANY: STERILITE TECHNOLOGIES LIMITED		Name of the Scrip: STRTECH	
SCRIP CODE:	532374		
Class of Security:	EQUITY		
QUARTER ENDED:	30/06/2014		
Partly paid-up shares	No. of partly paid-up shares	As a % of total no. of partly paid-up shares	As a % of total no. of shares of the Company.
Held by promoter/promoter group	0	0	0
Held by Public	0	0	0
<b>Total:</b>	<b>0</b>	<b>0</b>	<b>0</b>
Outstanding convertible securities:	No. of outstanding securities	As a % of total no. of outstanding convertible securities.	As a % of total no. of shares of the Company assuming full conversion of the convertible securities
Held by promoter/promoter group	0	0	0
Held by Public	0	0	0
<b>Total</b>	<b>0</b>	<b>0</b>	<b>0</b>
Warrants	No. of warrants	As a % of total no. of warrants	As a % of total no. of shares of the Company, assuming full conversion of warrants
Held by promoter/promoter group	0	0	0
Held by Public	0	0	0
<b>Total</b>	<b>0</b>	<b>0</b>	<b>0</b>
<b>Total paid-up capital of the Company, assuming full conversion of warrants and convertible securities</b>	<b>787,648,562</b>		<b>100.00</b>

CATEGORY CODE	CATEGORY OF SHAREHOLDER	NO OF SHAREHOLDERS	TOTAL NUMBER OF SHARES	NO OF SHARES HELD IN DEMATERIALIZED FORM	TOTAL SHAREHOLDING AS A % OF		SHARES PLEDGE OR OTHERWISE ENCUMBERED	
					AS a PERCENTAGE of (A+B)	AS a PERCENTAGE of (A+B+C)		
(I)	(II)	(III)	(IV)	(V)	(VI)	(VII)	(VIII)	(IX)=(VIII)/(IV)*100
(A)	<b>PROMOTER AND PROMOTER GROUP</b>							
(1)	INDIAN							
(a)	Individual /HUF	6	1,283,556	1,283,556	0.33	0.33	0	0.00
(b)	Central Government/State Government(s)	0	-	-	0.00	0.00	0	0.00
(c)	Bodies Corporate	1	4,764,295	4,764,295	1.21	1.21	0	0.00
(d)	Financial Institutions / Banks	0	-	-	0.00	0.00	0	0.00
(e)	Others	0	-	-	0.00	0.00	0	0.00
	<b>Sub-Total A(1)</b>	<b>7</b>	<b>6,047,851</b>	<b>6,047,851</b>	<b>1.54</b>	<b>1.54</b>	<b>0</b>	<b>0.00</b>
(2)	FOREIGN							
(a)	Individuals (NRIs/Foreign Individuals)	0	-	-	0.00	0.00	0	0.00
(b)	Bodies Corporate	1	209,402,750	209,402,750	53.17	53.17	0	0.00
(c)	Institutions	0	-	-	0.00	0.00	0	0.00
(d)	Qualified Foreign Investor	0	-	-	0.00	0.00	0	0.00
(e)	Others	0	-	-	0.00	0.00	0	0.00
	<b>Sub-Total A(2) :</b>	<b>1</b>	<b>209,402,750</b>	<b>209,402,750</b>	<b>53.17</b>	<b>53.17</b>	<b>0</b>	<b>0.00</b>
	<b>Total A=A(1)+A(2)</b>	<b>8</b>	<b>215,450,601</b>	<b>215,450,601</b>	<b>54.71</b>	<b>54.71</b>	<b>0</b>	<b>0.00</b>
(B)	<b>PUBLIC SHAREHOLDING</b>							
(1)	INSTITUTIONS							
(a)	Mutual Funds /UTI	11	10,579,027	10,574,002	2.69	2.69		
(b)	Financial Institutions /Banks	41	21,717,383	21,695,948	5.51	5.51		
(c)	Central Government / State Government(s)	1	500	500	0.00	0.00		
(d)	Venture Capital Funds	0	-	-	0.00	0.00		
(e)	Insurance Companies	3	914,737	913,737	0.23	0.23		
(f)	Foreign Institutional Investors	38	4,734,915	4,724,710	1.20	1.20		
(g)	Foreign Venture Capital Investors	0	-	-	0.00	0.00		
(h)	Qualified Foreign Investor	0	-	-	0.00	0.00		
(i)	Others	0	-	-	0.00	0.00		
	<b>Sub-Total B(1) :</b>	<b>94</b>	<b>37,946,562</b>	<b>37,908,897</b>	<b>9.64</b>	<b>9.64</b>		



CATEGORY CODE	CATEGORY OF SHAREHOLDER	NO OF SHAREHOLDERS	TOTAL NUMBER OF SHARES	NO OF SHARES HELD IN DEMATERIALIZED FORM	TOTAL SHAREHOLDING AS A % OF TOTAL NO OF SHARES		SHARES PLEDGE OR OTHERWISE ENCUMBERED AS a PERCENTAGE OF SHARES
					AS a PERCENTAGE of (A+B)	AS a PERCENTAGE of (A+B+C)	
(I)	(II)	(III)	(IV)	(V)	(VI)	(VII)	(IX)=(VIII)/(IV)*100
(2)	NON-INSTITUTIONS						
(a)	Bodies Corporate	1676	24,343,656	24,245,026	6.18	6.18	
(b)	Individuals						
	(i) Individuals holding nominal share capital upto Rs.1 lakh	125873	86,815,839	80,716,506	22.04	22.04	
	(ii) Individuals holding nominal share capital in excess of Rs.1 lakh	102	23,159,961	22,952,196	5.88	5.88	
(c)	Others						
	FOREIGN NATIONALS	8	112,600	112,600	0.03	0.03	
	FOREIGN BODIES	1	85,550	85,550	0.02	0.02	
	DIRECTORS	3	203,605	203,605	0.05	0.05	
	NON RESIDENT INDIANS	2537	4,050,665	3,479,485	1.03	1.03	
	OVERSEAS CORPORATE BODIES	1	200	200	0.00	0.00	
	CLEARING MEMBERS	377	1,643,337	1,643,337	0.42	0.42	
	TRUSTS	5	11,705	11,205	0.00	0.00	
(d)	Qualified Foreign Investor	0	-	-	0.00	0.00	
	Sub-Total B(2) :	130583	140,427,118	133,449,710	35.66	35.66	
	Total B=B(1)+B(2) :	130677	178,373,680	171,358,607	45.29	45.29	
	Total (A+B) :	130685	393,824,281	386,809,208	100.00	100.00	
(C)	Shares held by custodians, against which Depository Receipts have been issued						
(1)	Promoter and Promoter Group	0	-	-	0.00	0.00	
(2)	Public						
	<b>GRAND TOTAL (A+B+C) :</b>	<b>130685</b>	<b>393,824,281</b>	<b>386,809,208</b>	<b>100.00</b>	<b>0.00</b>	<b>0.00</b>



(I)(b) Sr.No	Statement showing holding of securities (including shares, warrants, convertible securities) of persons belonging to the category "Promoter and Promoter Group"											
	Details of Shares held			Encumbered shares (*)			Details of Warrants			Details of convertible securities		
Name of the Shareholder	No. of Shares held	As a % of grand total (A)+(B)+(C)	Pledge Shares	AS a percentage AS a percentage	AS a % of grand total (A) + (B) + (C) of sub-clause (I)(a)	Number of warrants held	As a % total number of warrants of the same class	Number of convertible securities held	As a % total number of convertible securities of the same class	Total Shares (including underlying shares assuming full conversion of warrants and convertible securities) as a % of diluted share capital		
(i)	(iii)	(iv)	(v)	(vi)=(iv)/(iii)*100	(vii)	(viii)	(ix)	(x)	(xi)	(xii)		
1	TWIN STAR OVERSEAS LTD	209,402,750	53.17	0	0.00	0	0.00	0	0.00	53.17		
2	SESA STERLITE LIMITED	4,764,295	1.21	0	0.00	0	0.00	0	0.00	1.21		
3	ANKIT AGARWAL	494,471	0.13	0	0.00	0	0.00	0	0.00	0.13		
4	NAVIN KUMAR AGARWAL	411,945	0.10	0	0.00	0	0.00	0	0.00	0.10		
5	PRATIK PRAVIN AGARWAL	281,140	0.07	0	0.00	0	0.00	0	0.00	0.07		
6	JYOTI PRAVIN AGARWAL	50,000	0.01	0	0.00	0	0.00	0	0.00	0.01		
7	RUCHIRA AGARWAL	16,000	0.00	0	0.00	0	0.00	0	0.00	0.00		
8	PRAVIN AGARWAL	30,000	0.01	0	0.00	0	0.00	0	0.00	0.01		
<b>TOTAL :</b>		<b>215,450,601</b>	<b>54.71</b>	<b>0</b>	<b>0.00</b>	<b>0</b>	<b>0.00</b>	<b>0</b>	<b>0.00</b>	<b>54.71</b>		



Sl. No.	Name of the shareholder	Number of shares held	Shares as a percentage of total number of shares (i.e., Grant total (A)+(B)+(C) indicated in Statement at para (I)(a) above)	Details of warrants		Number of convertible securities held	% w.r.t total convertible securities of the same class	Total shares (including underlying shares assuming full conversion of warrants and convertible securities) as a % of diluted share capital)
				Number of warrants held	As a % total number of warrants of the same class			
1	LIFE INSURANCE CORPORATION OF INDIA	21,293,925	5.41	0	0.00	0	0.00	5.41
2	RELIANCE CAPITAL TRUSTEE CO. LTD. A/C RELIANCE DIVERSIFIED POWER SECTOR FUND	10,553,320	2.68	0	0.00	0	0.00	2.68
	<b>TOTAL</b>	<b>31,847,245</b>	<b>8.09</b>	<b>0</b>	<b>0.00</b>	<b>0</b>	<b>0.00</b>	<b>8.09</b>




(i)(c)(ii) Statement showing holding of securities (including shares, warrants, convertible securities) of persons (together with PAC) belonging to the category "Public" and holding more than 5% of the total number of shares of the company									
Sr.No.	Name(s) of the shareholder(s) and the Persons Acting in Concert (PAC) with them	Number of shares held	Shares as a percentage of total number of shares (i.e., Grant total (A)+(B)+(C) indicated in Statement at para (i)(a) above}	Details of warrants		Details of convertible securities		Total shares (including underlying shares assuming full conversion of warrants and convertible securities) as a % of diluted share capital	
				Number of warrants held	As a % total number of warrants of the same class	Number of convertible securities held	% w.r.t total number of convertible securities of the same class		
1	LIFE INSURANCE CORPORATION OF INDIA	21,293,925	5.41	0	0.00	0	0.00	5.41	
	<b>TOTAL</b>	<b>21,293,925</b>	<b>5.41</b>	<b>0</b>	<b>0.00</b>	<b>0</b>	<b>0.00</b>	<b>5.41</b>	



**STATEMENT SHOWING DETAILS OF LOCKED-IN SHARES**

(I)(d)				
Sr.No.	Name of the shareholder	Number of locked-in shares	Locked-in shares as a (%) percentage of total number of shares {i.e. Grand Total (A)+(B)+(C) Indicated in Statement at para (I)(a) above}	Promoter/Promoter Group/Public
	NIL			
<b>TOTAL</b>		0	0	0



STATEMENT SHOWING DETAILS OF DEPOSITORY RECEIPTS (DRS)				
(II)(a)				
Sr.No.	Type of outstanding DR (ADRs,GDRs,SDRs,etc.)	Number of outstanding DRs	Number of shares underlying outstanding DRs	Shares underlying outstanding DRs as a percentage of total number of shares {i.e., Grand Total (A)+(B)+(C) indicated in Statement at Para(I)(a) above}
	NIL			
	<b>TOTAL</b>	<b>0</b>	<b>0</b>	<b>0</b>





(II)(b)	Statement showing Holding of Depository Receipts (DRs), where underlying shares held by "Promoter/Promoter group" are in excess of 1% of the total number shares.				
Sr.No.	Name of the DR Holder	Type of outstanding DR (ADRs, GDRs, SDRs etc.)	Number of shares underlying outstanding DRs	Shares underlying outstanding DRs as a percentage of total number of shares (i.e., Grand Total (A)+(B)+(C) indicated in Statement at para (I)(a) above)	
	NIL				
	TOTAL		0	0	

