


<b>(1)(a) STATEMENT SHOWING SHAREHOLDING PATTERN IN CLAUSE-35</b>			
<b>NAME OF THE COMPANY:STERLITE TECHNOLOGIES LIMITED</b>			
<b>SCRIP CODE:</b>	<b>532374</b>	<b>Name of the Scrip:</b>	
<b>Class of Security:</b>			
<b>QUARTER ENDED:</b>	<b>31/12/2014</b>		
<b>Partly paid-up shares</b>	<b>No. of partly paid-up shares</b>	<b>As a % of total no. of partly paid-up shares</b>	<b>As a % of total no. of shares of the Company.</b>
Held by promoter/promoter group	0	0	0
Held by Public	0	0	0
<b>Total:</b>	<b>0</b>	<b>0</b>	<b>0</b>
<b>Outstanding convertible securities:</b>	<b>No. of outstanding securities</b>	<b>As a % of total no. of outstanding convertible securities.</b>	<b>As a % of total no. of shares of the Company assuming full conversion of the convertible securities</b>
Held by promoter/promoter group	0	0	0
Held by Public	0	0	0
<b>Total:</b>	<b>0</b>	<b>0</b>	<b>0</b>
<b>Warrants:</b>	<b>No. of warrants</b>	<b>As a % of total no. of warrants</b>	<b>As a % of total no. of shares of the Company, assuming full conversion of warrants</b>
Held by promoter/promoter group	0	0	0
Held by Public	0	0	0
<b>Total:</b>	<b>0</b>	<b>0</b>	<b>0</b>
<b>Total paid-up capital of the Company, assuming full conversion of warrants and convertible securities</b>	<b>393972477</b>	<b>0</b>	<b>100.00</b>




CATEGORY CODE	CATEGORY OF SHAREHOLDER	NO OF SHAREHOLDERS	TOTAL NUMBER OF SHARES	NO OF SHARES HELD IN DEMATERIALIZED FORM	TOTAL SHAREHOLDING AS A % OF TOTAL NO OF SHARES		OTHERWISE ENCUMBERED	
					AS a PERCENTAGE of (A+B)	As a PERCENTAGE of (A+B+C)	NUMBER OF SHARES	AS a PERCENTAGE (IX)=(VIII)/(IV)* 100
(I)	(II)	(III)	(IV)	(V)	(VI)	(VII)	(VIII)	(IX)
<b>(A)</b>	<b>PROMOTER AND PROMOTER GROUP</b>							
(1)	INDIAN							
(a)	Individual /HUF	6	1318756	1318756	0.33	0.33	0	0.00
(b)	Central Government/State Government(s)	0	0	0	0.00	0.00	0	0.00
(c)	Bodies Corporate	1	4764295	4764295	1.21	1.21	0	0.00
(d)	Financial Institutions / Banks	0	0	0	0.00	0.00	0	0.00
(e)	Others	0	0	0	0.00	0.00	0	0.00
	<b>Sub-Total A(1) :</b>	<b>7</b>	<b>6083051</b>	<b>6083051</b>	<b>1.54</b>	<b>1.54</b>	<b>0</b>	<b>0.00</b>
(2)	FOREIGN							
(a)	Individuals (NRIs/Foreign Individuals)	0	0	0	0.00	0.00	0	0.00
(b)	Bodies Corporate	1	209402750	209402750	53.16	53.15	0	0.00
(c)	Institutions	0	0	0	0.00	0.00	0	0.00
(d)	Qualified Foreign Investor	0	0	0	0.00	0.00	0	0.00
(e)	Others	0	0	0	0.00	0.00	0	0.00
	<b>Sub-Total A(2) :</b>	<b>1</b>	<b>209402750</b>	<b>209402750</b>	<b>53.16</b>	<b>53.15</b>	<b>0</b>	<b>0.00</b>
	<b>Total A=A(1)+A(2)</b>	<b>8</b>	<b>215485801</b>	<b>215485801</b>	<b>54.71</b>	<b>54.70</b>	<b>0</b>	<b>0.00</b>
<b>(B)</b>	<b>PUBLIC SHAREHOLDING</b>							
(1)	INSTITUTIONS							
(a)	Mutual Funds /UTI	13	15029358	15024333	3.82	3.81		
(b)	Financial Institutions /Banks	41	21592783	21571348	5.48	5.48		
(c)	Central Government / State Government(s)	1	500	500	0.00	0.00		
(d)	Venture Capital Funds	0	0	0	0.00	0.00		
(e)	Insurance Companies	3	914737	913737	0.23	0.23		
(f)	Foreign Institutional Investors	52	10693157	10682952	2.71	2.71		
(g)	Foreign Venture Capital Investors	0	0	0	0.00	0.00		
(h)	Qualified Foreign Investor	0	0	0	0.00	0.00		
(i)	Others	0	0	0	0.00	0.00		
	<b>Sub-Total B(1) :</b>	<b>110</b>	<b>48230535</b>	<b>48192870</b>	<b>12.24</b>	<b>12.24</b>		




CATEGORY CODE	CATEGORY OF SHAREHOLDER	NO OF SHAREHOLDERS	TOTAL NUMBER OF SHARES	NO OF SHARES HELD IN DEMATERIALIZED FORM	TOTAL SHAREHOLDING AS A % OF TOTAL NO OF SHARES		OTHERWISE ENCUMBERED	
					AS a PERCENTAGE of (A+B)	As a PERCENTAGE of (A+B+C)	NUMBER OF SHARES	AS a PERCENTAGE (IX)=(VIII)/(IV)* 100
(I)	(II)	(III)	(IV)	(V)	(VI)	(VII)	(VIII)	(IX)
(2)	NON-INSTITUTIONS							
(a)	Bodies Corporate	1527	19194906	19094531	4.87	4.87		
(b)	Individuals							
	(i) Individuals holding nominal share capital upto Rs.1 lakh	121471	83638477	77784044	21.23	21.23		
	(ii) Individuals holding nominal share capital in excess of Rs.1 lakh	101	23022968	22946608	5.85	5.84		
(c)	Others							
	FOREIGN NATIONALS	8	116200	116200	0.03	0.03		
	DIRECTORS	3	223445	223445	0.06	0.06		
	NON RESIDENT INDIANS	2453	3622123	3053163	0.92	0.92		
	OVERSEAS CORPORATE BODIES	1	200	200	0.00	0.00		
	CLEARING MEMBERS	229	345567	345567	0.09	0.09		
	TRUSTS	4	6705	6205	0.00	0.00		
(d)	Qualified Foreign Investor	0	0	0	0.00	0.00		
	Sub-Total B(2) :	125797	130170591	123569963	33.05	33.04		
	Total B=B(1)+B(2) :	125907	178401126	171762833	45.29	45.28		
	Total (A+B) :	125915	393886927	387248634	100.00	99.98		
(C)	Shares held by custodians, against which Depository Receipts have been issued							
(1)	Promoter and Promoter Group							
(2)	Public	1	85550	85550	0.02	0.02		
	<b>GRAND TOTAL (A+B+C) :</b>	<b>125916</b>	<b>393972477</b>	<b>387334184</b>	<b>100.00</b>	<b>0.02</b>	<b>0</b>	<b>0.00</b>



(IX(b) Statement showing holding of securities (including shares, warrants, convertible securities) of persons belonging to the category "Promoter and Promoter Group"											
Sr.No	Name of the Shareholder	Details of Shares held		Encumbered shares (*)			Details of Warrants		Details of convertible securities		Total Shares (including underlying shares assuming full conversion of warrants and convertible securities) as a % of diluted share capital
		No. of Shares held	As a % of grand total (A)+(B)+(C)	Pledge Shares	AS a percentage	AS a % of grand total (A) + (B) + (C) of sub-clause (i)(a)	Number of warrants held	As a % total number of warrants of the same class	Number of convertible securities held	As a % total number of convertible securities of the same class	
(I)	(II)	(III)	(IV)	(V)	(VI)=(V)/(III)*100	(VII)	(VIII)	(IX)	(X)	(XI)	(XII)
1	TWIN STAR OVERSEAS LTD	209,402,750	53.15	0	0.00	0.00	0	0.00	0	0.00	53.15
2	SESA STERLITE LIMITED	4,764,295	1.21	0	0.00	0.00	0	0.00	0	0.00	1.21
3	ANKIT AGARWAL	530,171	0.13	0	0.00	0.00	0	0.00	0	0.00	0.13
4	NAVIN KJMAR AGARWAL	286,545	0.07	0	0.00	0.00	0	0.00	0	0.00	0.07
5	PRATIK PRAVIN AGARWAL	281,140	0.07	0	0.00	0.00	0	0.00	0	0.00	0.07
6	PRAVIN AGARWAL	154,500	0.04	0	0.00	0.00	0	0.00	0	0.00	0.04
7	JYOTI AGARWAL	50,000	0.01	0	0.00	0.00	0	0.00	0	0.00	0.01
8	RUCHIRA AGARWAL	10,000	0.00	0	0.00	0.00	0	0.00	0	0.00	0.00
	<b>TOTAL :</b>	<b>215,485,801</b>	<b>54.70</b>	<b>0</b>	<b>0.00</b>	<b>0.00</b>	<b>0</b>	<b>0.00</b>	<b>0</b>	<b>0.00</b>	<b>54.70</b>



(I)(c)(i) Statement showing holding of securities (including shares, warrants, convertible securities) of persons belonging to the category "Public" and holding more than 1% of the total								
Sr.No.	Name of the shareholder	Number of shares held	Shares as a percentage of total number of shares {i.e., Grant total (A)+(B)+(C) indicated in Statement at para (I)(a) above}	Details of warrants		Details of convertible securities		Total shares (including underlying shares assuming full conversion of warrants and convertible securities) as a % of diluted share capital)
				Number of warrants held	As a % total number of warrants of the same class	Number of convertible securities held	% w.r.t total number of convertible securities of the same class	
1	LIFE INSURANCE CORPORATION OF INDIA	21282975	5.40	0	0.00	0	0.00	0.00
2	RELIANCE CAPITAL TRUSTEE CO. LTD. A/C RELIANCE DIVERSIFIED POWER SECTOR FUND	9396070	2.38	0	0.00	0	0.00	0.00
	<b>TOTAL :</b>	<b>30679045</b>	<b>7.79</b>	<b>0</b>	<b>0.00</b>	<b>0</b>	<b>0.00</b>	<b>0.00</b>



(l)(c)(ii) Statement showing holding of securities (including shares, warrants, convertible securities) of persons (together with PAC) belonging to the category "Public" and holding more than 5% of the total number of shares of the company								
Sr.No.	Name(s) of the shareholder(s) and the Persons Acting in Concert (PAC) with them	Number of shares held	Shares as a percentage of total number of shares {i.e., Grant total (A)+(B)+(C) indicated in Statement at para (l)(a) above}	Details of warrants		Details of convertible securities		Total shares (including underlying shares assuming full conversion of warrants and convertible securities) as a % of diluted share capital)
				Number of warrants held	As a % total number of warrants of the same class	Number of convertible securities held	% w.r.t total number of convertible securities of the same class	
1	LIFE INSURANCE CORPORATION OF INDIA	21282975	5.40	0	0.00	0	0.00	5.40
	<b>TOTAL :</b>	<b>21282975</b>	<b>5.40</b>	<b>0</b>	<b>0.00</b>	<b>0</b>	<b>0.00</b>	<b>5.40</b>

