

(I)(a) Statement showing Shareholding Pattern


Name of the Company:		STATE BANK OF INDIA (EQUITY)			
Scrip Code, Name of the scrip, class of security:		50012 - SBI - EQUITY			
Quarter ended:		31.03.2015			
Partly paid-up shares:-		No. of partly paid-up shares		As a % of total no. of partly paid-up shares	
Held by Promoter / Promoters Group		0		0.0000	0.0000
Held by public		0		0.0000	0.0000
Total		0		0.0000	0.0000
Outstanding convertible securities:-		No. of outstanding securities		As a % of total No. of outstanding convertible securities	
Held by Promoter / Promoters Group		0		0.0000	0.0000
Held by public		0		0.0000	0.0000
Total		0		0.0000	0.0000
Warrants:-		No. of warrants		As a % of total no. of warrants	
Held by Promoter / Promoters Group		0		0.0000	0.0000
Held by public		0		0.0000	0.0000
Total		0		0.0000	0.0000
Total paid-up capital of the company assuming full conversion of warrants and convertible securities					
Face Value 1.00					



Category code	Category of shareholder	Number of shareholders	Total number of shares	Number of shares held in dematerialised form	Total shareholding of total number of shares		Shares pledged or otherwise encumbered	
					As a percentage of (A+B) (VI)	As a percentage of (A+B+C+D) (VII)		
(A)	Shareholding of Promoter and Promoter Group							
(i)	(ii)	(iii)	(iv)	(v)	(vi)	(vii)	(viii)	(ix) = (viii)/(iv)*100
1	Indian							
(a)	Individuals/Hindu Undivided Family	0	0	0	0.0000	0.0000	0	
(b)	Central Government/State Government(s)	1	4,37,45,98,250	4,37,45,98,250	59.8825	58.5957	0	0
(c)	Bodies Corporate	0	0	0	0.0000	0.0000	0	
(d)	Financial Institutions / Banks	0	0	0	0.0000	0.0000	0	
(e)	Any Other (specify)	0	0	0	0.0000	0.0000	0	
(e)(i)		0	0	0	0.0000	0.0000	0	
(e)(ii)		0	0	0	0.0000	0.0000	0	
	Sub Total (A)(1)	1	4,37,45,98,250	4,37,45,98,250	59.8825	58.5957	0.0000	0.0000
2	Foreign							
(a)	Individuals (Non-Resident Individuals/Foreign Individuals)	0	0	0	0.0000	0	0	
(b)	Bodies Corporate	0	0	0	0.0000	0	0	
(c)	Institutions	0	0	0	0.0000	0	0	
(d)	Qualified Foreign Investor	0	0	0	0.0000	0	0	
(e)	Any Other (specify)	0	0	0	0.0000	0	0	
e-i		0	0	0	0.0000	0	0	
e-ii		0	0	0	0.0000	0	0	
	Sub Total (A)(2)	0	0.000	0.000	0.0000	0.0000	0.0000	0.0000
	Total Shareholding of Promoter and Promoter Group (A)=(A)(1)+(A)(2)	1	4,37,45,98,250	4,37,45,98,250	59.8825	58.5957	0.0000	0.0000
(B)	Public shareholding							
	1 Institutions							
(a)	Mutual Funds/UTI	73	39,91,25,194	39,88,48,394	5.4635	5.3461	N.A	N.A
(b)	Financial Institutions / Banks	57	1,37,30,646	1,36,07,246	0.1880	0.1839		
(c)	Central Government/State Government(s)	6	17,30,320	5,10,740	0.0237	0.0232		



(d)	Venture Capital Funds	0	0	0	0	0.0000	0.0000		
(e)	Insurance Companies	8	98,36,59,670	98,36,48,170		13.4650	13.1757		
(f)	Foreign Institutional Investors	661	87,47,64,937	87,37,45,187		11.9744	11.7171		
(g)	Foreign Venture Capital Investors	0	0.000	0.000		0.0000	0.0000		
(h)	Qualified Foreign Investor	0	0.000	0.000		0.000	0.0000		
(i)	Any Other (specify)	0	0.000	0.000		0.0000	0.0000		
(i-i)		0	0.000	0.000		0.0000	0.0000		
(i-ii)		0	0.000	0.000		0.0000	0.0000		
	Sub Total (B)(1)	805	2,27,30,10,767	2,27,03,59,737		31.1145	30.4459		
2	Non-institutions								
(a)	Bodies Corporate								
(b)	Individuals	4,156	17,95,30,872	17,88,14,082		2.4575	2.4047		N.A
	Individuals - shareholders holding nominal share capital up to Rs 1 Lakh	11,95,486	41,92,98,181	32,94,79,771		5.7396	5.6163		
(i)	Individual shareholders holding nominal share capital in excess of Rs. 1 Lakh	51	1,63,81,682	1,63,81,682		0.2242	0		
(c)	Qualified Foreign Investor	0	0.000	0.000		0.000	0		
(d)	Any Other (specify)	0	0	0		0.0000	0		
(d-i)	Non Resident Indian	12,711	1,17,74,178	1,16,06,988		0.1612	0		
(d-ii)	Trusts	146	1,20,31,145	1,17,48,725		0.1647	0		
(d-iii)	OCB	3	10,000	6,000		0.0001	0		
(d-iv)	Foreign National	4	3,900	3,900		0.0001	0		
(d-v)	Foreign Body Corporates	7	1,02,48,995	1,02,48,995		0.1403	0		
(d-vi)	Clearing Member	376	84,11,390	84,11,390		0.1151	0		
	Sub Total (B)(2)	12,12,940	65,76,90,343	56,67,01,533		9.0029	8.8095		
	Total Public Shareholding (B)=(B)(1)+(B)(2)	12,13,745	2,93,07,01,110	2,83,70,61,270		40.1175	39.2554	N.A	N.A
	Total (A+B)	12,13,746	7,30,52,99,360	7,21,16,59,520		100.0000	97.8511		
(C)	Shares held by Custodians and against which Depository Receipts have been issued								
i	Promoter and Promoter Group	0	0.000	0.000		xxxx	0	N.A	N.A
ii	Public	1	16,04,31,560	16,04,31,560		xxxx	2.1489	N.A	N.A
	Sub Total (C)	1	16,04,31,560	16,04,31,560		0.0000	2.1489	N.A	N.A



(D)	Others	0	0	0	0.0000	0		0.0000
	GRAND TOTAL (A)+(B)+(C)+(D)	12,13,747	7,46,57,30,920	7,37,20,91,080	xxxx	100.0000	N/A	0.0000

(1)(b)	Promoter and Promoter Group				4,37,45,98,250	58.5957		
(1)(c)(i)	Public holding more than 1% of the total number of shares				1,03,24,40,709	13.8291		
(1)(c)(ii)	Public holding more than 5% of the total number of shares				88,26,81,870	11.8230		
(ii)(a)	Depository Receipts (DRs)				16,04,31,560	2.1489		
(ii)(b)	Holding of Depository Receipts (DRs) more than 1% of the total number of shares				0	0.0000		
(1)(d)	Locked in Shares				4,37,45,98,250	58.5957		




(1)(b) Statement showing holding of securities (including shares, warrants, convertible securities) of persons belonging to the category "Promoter and Promoter Group"

31-Mar-2015


MAINMENU

Sr. No.	DP ID	Client Id	Name of the shareholder	Details of Shares held		Encumbered shares (*)			Details of warrants		Details of convertible securities		Total shares (including underlying shares assuming full conversion of warrants and convertible securities) as a % of diluted share capital	No of Folios	PAN No.
				No. of Shares held	As a % of grand total (A) + (B) + (C)	No.	As a percentage (VI) = (V) / (III) * 100	As a % of grand total (A) + (B) + (C) of sub-clause (I)(a)	Number of warrants held	As a % total number of warrants of the same class	Number of convertible securities held	As a % total number of convertible securities of the same class			
(i)			(ii)	(iii)	(iv)	(v)	(vi)	(vii)	(viii)	(ix)	(x)	(xi)	(xii)		
1	13019300	G0307638	PRESIDENT OF INDIA	4374598250	58.5957	0	0.0000	0.0000	0.0000	0.0000	0	0.0000	0.0000	1	
TOTAL				4374598250	58.5957	0	0.0000	0.0000	0	0.0000	0	0.0000	0.0000	1	



MAINMENU
 (l)(c)(i) Statement showing holding of securities (including shares, warrants, convertible securities) of persons belonging to the
 category "Public" and holding more than 1% of the total number of shares
 31-Mar-2015

Sr. No.	DP ID	Client Id	Name of the shareholder	Number of shares held	Shares as a percentage of total number of shares (i.e., Grand Total (A)+(B)+(C)+(D) indicated in Statement at para (l)(a) above)	Details of warrants		Details of convertible securities		Total shares (including underlying shares assuming full conversion of warrants and convertible securities) as a % of diluted share capital	No of Folios	Pan No.
						Number of warrants held	As a % total number of warrants of the	Number of convertible securities held	% w.r.t total number of converti			
				(A)		(B)		(C)		(D)=(A)+(B)+(C)+(D)		
1	IN300812	10000012	LIFE INSURANCE CORPORATION OF INDIA	882681870	11.8231	0	0.0000	0	0.0000	11.8231	54	AAAQJ0582H
2	IN300054	10009095	HDFC TRUSTEE COMPANY LIMITED-HDFC EQUITY FUND	149758839	2.0060	0	0.0000	0	0.0000	2.0060	34	AAA1H1809A
TOTAL				1032440709	13.8291	0	0.0000	0	0.0000	13.8291	88	



MAINMENU

(I)(c)(ii) Statement showing holding of securities (including shares, warrants, convertible securities) of persons (together with PAC) belonging to the category "Public" and holding more than 5% of the total number of shares of the

31-Mar-2015

Sr. No.	DP ID	Client Id	Name(s) of the shareholder(s) and the Persons Acting in Concert (PAC) with them	Number of shares	Shares as a percentage of total number of shares (i.e., Grand Total (A)+(B)+(C)+(D) indicated in Statement at para (I)(a) above)	Details of warrants		Details of convertible securities		Total shares (including underlying shares assuming full conversion of warrants and convertible securities) as a % of diluted share capital	No of Folios
						Number of warrants held	As a % total number of warrants of the	Number of convertible securities held	% w.r.t total number of convertible securities of the same class		
1	IN3Q0812	10000012	LIFE INSURANCE CORPORATION OF INDIA	882681870	11.8231	0	0.0000	0	0.0000	0.0000	54
TOTAL				882681870	11.8231	0	0.0000	0	0.0000	0.0000	54




Pan No.	
AAACL0582H	



MAINMENU
(II)(a) Statement showing details of Depository Receipts (DRs)

31-Mar-2015

Sr. No.	DP ID	Client Id	Name of the shareholder	No. of Shares held	% To Capital	No of Folios	PAN No.
1	IN301348	10000174	THE BANK OF NEW YORK MELLON	67930560	0.9099	1	AACCT2969G
2	16014300	00000307	THE BANK OF NEW YORK	92501000	1.2390	1	AACCT2969G
TOTAL				160431560	2.1489	2	



MAINMENU

(II)(b) Statement showing Holding of Depository Receipts (DRs), where underlying shares held by 'promoter / promoter group' are in excess of 1% of the total number of shares

31-Mar-2015

Sr. No.	DP ID	Client Id	Name of the shareholder	No. of Shares held	% To Capital	No of Foilos	PAN No.
TOTAL				0	0.0000	0	



(I)(d) Statement showing details of locked-in shares

MAINMENU

27-Mar-2015

Sr. No.	Name of the shareholder	Category of Shareholder	Lock in date	Number of locked-in shares	Locked-in shares as a percentage of total number of shares (i.e., Grand Total (A)+(B)+(C)+(D) indicated in Statement at para (I)(a) above)	No of Folios	Pan No.
1	PRESIDENT OF INDIA	Promoter/Promoter Group	31 03 2015	360452430	4.8281		
2	PRESIDENT OF INDIA	Promoter/Promoter Group	04 04 2013	129886970	1.7398	1	
3	PRESIDENT OF INDIA	Promoter/Promoter Group	13 01 2014	112186850	1.5027		
	PRESIDENT OF INDIA	Promoter/Promoter Group	05 03 2015	3772072000	50.5252		
	Total			4374598250	58.5957		

