

(I)(a) Statement showing Shareholding Pattern


POST-ISSUE

Name of the Company:		STATE BANK OF INDIA (EQUITY)	
Scrip Code, Name of the scrip, class of security:		50012 - SBI - EQUITY	
Quarter ended:		03.02.2014	
Partly paid-up shares:-	No. of partly paid-up shares	As a % of total no. of partly paid-up shares	As a % of total no. of shares of the company.
Held by Promoter / Promoters Group	0	0.0000	0.0000
Held by public	0	0.0000	0.0000
<b>Total</b>	<b>0</b>	<b>0.0000</b>	<b>0.0000</b>
Outstanding convertible securities:-	No. of outstanding securities	As a % of total No. of outstanding convertible securities	As a % of total no. of shares of the company, assuming full conversion of the convertible securities
Held by Promoter / Promoters Group	0	0.0000	0.0000
Held by public	0	0.0000	0.0000
<b>Total</b>	<b>0</b>	<b>0.0000</b>	<b>0.0000</b>
Warrants:-	No. of warrants	As a % of total no. of warrants	As a % of total no. of shares of the company, assuming full conversion of warrants
Held by Promoter / Promoters Group	0	0.0000	0.0000
Held by public	0	0.0000	0.0000
<b>Total</b>	<b>0</b>	<b>0.0000</b>	<b>0.0000</b>
<b>Total paid-up capital of the company assuming full conversion of warrants and convertible securities</b>			
Face Value 10.00			





(e)	Insurance Companies	8	123,402,015	123,400,815	16,9101	16,5291	
(f)	Foreign Institutional Investors	491	67,305,629	67,202,604	9,2231	9,0153	
(g)	Foreign Venture Capital Investors	0	0	0	0.0000	0.0000	
(h)	Qualified Foreign Investor	1	8,000	8,000	0.001	0.0011	
(i)	Any Other (specify)	0	0	0	0.0000	0.0000	
(i-i)		0	0	0	0.0000	0.0000	
(i-ii)		0	0	0	0.0000	0.0000	
	<b>Sub Total (B)(1)</b>	<b>637</b>	<b>229,599,943</b>	<b>229,332,590</b>	<b>31.4626</b>	<b>30.7538</b>	<b>N.A</b>
<b>2</b>	<b>Non-institutions</b>						<b>N.A</b>
(a)	Bodies Corporate	4,040	14,857,459	14,783,691	2,0360	1,9901	
(b)	Individuals						
i)	Individuals - shareholders holding nominal share capital up to Rs 1 Lakh	859,762	42,863,347	33,225,009	5.8737	5.7413	
ii)	Individual shareholders holding nominal share capital in excess of Rs. 1 Lakh	50	1,333,079	1,333,079	0.1827	0.1786	
(c)	Qualified Foreign Investor	0	0.000	0.000	0.000	0.0000	
(d)	Any Other (specify)	0	0	0	0.0000	0.0000	
(d-i)	Non Resident Indian	9,768	1,259,554	1,242,285	0.1726	0.1687	
(d-ii)	Trusts	141	796,244	768,002	0.1091	0.1067	
(d-iii)	OCB	3	1,000	600	0.0001	0.0001	
(d-iv)	Foreign National	6	333	333	0.0000	0.0000	
(d-v)	Foreign Body Corporates	7	337,842	337,842	0.0463	0.0453	
(d-vi)	Clearing Member	296	1,245,812	1,245,812	0.1707	0.1669	
	<b>Sub Total (B)(2)</b>	<b>874,073</b>	<b>62,694,670.000</b>	<b>52,936,653.000</b>	<b>8.5912</b>	<b>8.3977</b>	
	<b>Total Public Shareholding (B)=(B)(1)+(B)(2)</b>	<b>874,710</b>	<b>292,294,613.000</b>	<b>282,269,243.000</b>	<b>40.0538</b>	<b>39.1515</b>	<b>N.A</b>
	<b>Total (A+B)</b>	<b>874,711</b>	<b>729,754,438</b>	<b>719,729,068</b>	<b>100.0000</b>	<b>97.7472</b>	
(C)	Shares held by Custodians and against which Depository Receipts have been issued						
i)	Promoter and Promoter Group	0	0.000	0.000	xxxx	0.0000	N.A
ii)	Public	1	16,818,654	16,818,654	xxxx	2.2528	N.A
	<b>Sub Total (C)</b>	<b>1</b>	<b>16,818,654</b>	<b>16,818,654</b>	<b>0.0000</b>	<b>2.2528</b>	<b>N.A</b>
(D)	Others	0	0	0	0.0000	0	



	GRAND TOTAL (A)+(B)+(C)+(D)	874,712	746,573,092	736,547,722	xxxx	100,0000	N.A	0.0000
--	-----------------------------	---------	-------------	-------------	------	----------	-----	--------

(1)(b)	Promoter and Promoter Group					437,459,825		58,5957
(1)(C)(i)	Public holding more than 1% of the total number of shares					130,780,920		17.5175
(1)(C)(ii)	Public holding more than 5% of the total number of shares					111,912,056		14.9903
(ii)(a)	Depository Receipts (DRs)					16,818,654		2.2528
(ii)(b)	Holding of Depository Receipts (DRs) more than 1% of the total number of shares					0		0.0000
(1)(d)	Locked in Shares					437,459,825		58.5957



MAINMENU  
**(I)(b) Statement showing holding of securities (including shares, warrants, convertible securities) of the persons belonging to category "Promoter and Promoter Group"**

03.02.2014

Sr. No.	DP ID	Client Id	Name of the shareholder	Address	Details of Shares held		Encumbered shares (*)	Details of warrants		Details of convertible securities		Total shares (including underlying shares assuming full conversion of warrants and convertible securities) as a % of diluted share capital	No of Folios	PAN No.		
					No. of Shares held	As a % of grand total (A) + (B) + (C)		No.	As a percentage (VI) = (V) / (III) * 100	As a % of grand total (A) + (B) + (C) of sub-clause (I)(a)	Number of warrants held				As a % total number of warrants of the same class	Number of convertible securities held
(I)	113019300	00307638	(II) PRESIDENT OF INDIA		(III) 437459825	(IV) 58.5957	(V) 0	(VI) = (V) / (III) * 100 0.0000	(VII) 0.0000	(VIII) 0.0000	(IX) 0.0000	(X) 0	(XI) 0.0000	(XII) 0.0000	1	
<b>TOTAL</b>					<b>437459825</b>	<b>58.5957</b>	<b>0</b>	<b>0.0000</b>	<b>0.0000</b>	<b>0</b>	<b>0.0000</b>	<b>0</b>	<b>0.0000</b>	<b>0.0000</b>	<b>1</b>	




MAINMENU

(I)(c)(i) Statement showing holding of securities (including shares, warrants, convertible securities) of persons belonging to the category "Public" and holding more than 1% of the total number of shares

3-Feb-14

Sr. No.	DP ID	Client Id	Name of the shareholder	Address	Number of shares held	Shares as a percentage of total number of shares (i.e., Grand Total (A)+(B)+(C)+(D) indicated in Statement at para (I)(a) above}	Details of warrants		Details of convertible securities		Total shares (including underlying shares assuming full conversion of warrants and convertible securities) as a % of diluted share capital	No of Folios	Pan No.	
							Number of warrants held	As a % total number of warrants of the same class	Number of convertible securities held	% w.r.t total number of convertible securities of the same class				
1	IN300812	10000012	LIFE INSURANCE CORPORATION OF INDIA		111912056	(A) 14.9901	0	0.0000	0	(C) 0.0000	(D)=(A)+(B)+(C)+(D) 14.9901	58	AAACL0582H	
2	IN300054	10009095	HDFC TRUSTEE COMPANY LIMITED-HDFC EQUITY FUND		11387182	1.5253	0	0.0000	0	0.0000	1.5253	25	AAATH1809A	
3	IN300054	10026602	SKAGEN KON-TIKI VERDIPAPIRFOND		7481682	1.0021	0	0.0000	0	0.0000	1.0021	1	AAHTS0709D	
TOTAL							17.5175	0	0.0000	0	0.0000	17.5175	84	





MAINMENU

(I)(c)(ii) Statement showing holding of securities (including shares, warrants, convertible securities) of persons (together with PAC) belonging to the category "Public" and holding more than 5% of the total number of shares of the company

3-Feb-14

Sr. No.	DP ID	Client Id	Name(s) of the shareholder(s) and the Persons Acting in Concert (PAC) with them	Address	Number of shares	Shares as a percentage of total number of shares {i.e., Grand Total (A)+(B)+(C)+(D) indicated in Statement at para (I)(a) above}	Details of warrants		Details of convertible securities		Total shares (including underlying shares assuming full conversion of warrants and convertible securities) as a % of diluted share capital	No of Folios	Pan No.
							Number of warrants held	As a % total number of warrants of the same class	Number of convertible securities held	% w.r.t total number of convertible securities of the same class			
1	IN300812	10000012	LIFE INSURANCE CORPORATION OF INDIA-GROUP		111912056	14.9901	0	0.0000	0	0.0000	0.0000	58	AAACL0582H
<b>TOTAL</b>							<b>14.9901</b>	<b>0</b>	<b>0.0000</b>	<b>0</b>	<b>0.0000</b>	<b>58</b>	



MAINMENU

(II)(a) Statement showing details of Depository Receipts (DRs)

3-Feb-14

Sr. No.	Type of outstanding DR (ADRs, GDRs, SDRs, etc.)	Number of outstanding DRs	Number of shares underlying outstanding DRs	Shares underlying outstanding DRs as a percentage of total number of shares {i.e., Grand Total (A)+(B)+(C)+(D) indicated in Statement at para (I)(a) above}	No of Folios	Pan No.
1	GDR	8409327	16818654	2.2528	2	
<b>TOTAL</b>		<b>8409327</b>	<b>16818654</b>	<b>2.2528</b>	<b>2</b>	






MAINMENU

(II)(b) Statement showing Holding of Depository Receipts (DRs), where underlying shares held by 'promoter / promoter group' are in excess of 1% of the total number of shares

3-Feb-14

Sr. No.	DP ID	Client Id	Name of the shareholder	No. of Shares held	% To Capital	No of Foilos	PAN No.
TOTAL							0
				0	0.0000	0	




MAINMENU

(II)(b) Statement showing Holding of Depository Receipts (DRs), where underlying shares held by 'promoter / promoter group' are in excess of 1% of the total number of shares

3-Feb-14

Sr. No.	DP ID	Client Id	Name of the DR Holder	Address	Type of outstanding DR (ADRs, GDRs, SDRs, etc.)	Number of shares underlying outstanding DRs	Shares underlying outstanding DRs as a percentage of total number of shares {i.e., Grand Total (A)+(B)+(C)+(D) indicated in Statement at para (I)(a) above}	No of Folios	Pan No.
<b>TOTAL</b>									
						0	0	0	



MAINMENU

(I)(d) Statement showing details of locked-in shares

03 02 2014

Sr. No.	DP ID	Client Id	Name of the shareholder	Lock in date	No. of Shares held	% To Capital	No of Folios	PAN No.
1	13019300	00307638	PRESIDENT OF INDIA	4-Apr-2012	36045243	4.8281	1	
2	13019300	00307638	PRESIDENT OF INDIA	4-Apr-2013	12988697	1.7398	1	
3	13019300	00307638	PRESIDENT OF INDIA	3-Dec-2013	377207200	50.5252	1	
4	13019300	00307638	PRESIDENT OF INDIA	9-Jan-2014	11218685	1.5027	1	
TOTAL					437459825	58.5957	1	

