

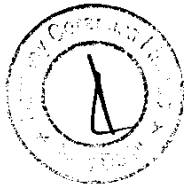
**(1)(a) Statement Showing Shareholding Pattern**

<b>Name of the Company: SOMANY CERAMICS LIMITED</b>			
<b>Scrp Code: BSE - 531548, NSE - SOMANYCERA</b>			
<b>Name of the scrip: BSE - SOMANY, NSE - SOMANYCERA</b>			
<b>Class of Security: Equity Shares of Rs. 2/- each</b>			
<b>Quarter ended: 31/03/2014</b>			
<b>Partly paid-up shares:-</b>	<b>No. of partly paid-up shares</b>	<b>As a % of total no. of partly paid-up shares</b>	<b>as a % of total no. of shares of the Company</b>
Held by Promoter/Promoter Group	NIL	NIL	NIL
Held by Public	NIL	NIL	NIL
<b>Total</b>	<b>NIL</b>	<b>NIL</b>	<b>NIL</b>
<b>Outstanding convertible securities:-</b>	<b>No. of outstanding securities</b>	<b>As a % of total no. of outstanding convertible securities</b>	<b>As a % of total no. of shares of the Company, assuming full conversion of the convertible securities</b>
Held by Promoter/Promoter Group	NIL	NIL	NIL
Held by Public	NIL	NIL	NIL
<b>Total</b>	<b>NIL</b>	<b>NIL</b>	<b>NIL</b>
<b>Warrants:-</b>	<b>No. of warrants</b>	<b>As a % of total no. of warrants</b>	<b>As a % of total no. of shares of the Company, assuming full conversion of warrants</b>
Held by Promoter/Promoter Group	NIL	NIL	NIL
Held by Public	NIL	NIL	NIL
<b>Total</b>	<b>NIL</b>	<b>NIL</b>	<b>NIL</b>
<b>Total paid-up capital of the Company, assuming full conversion of warrants and convertible securities</b>	<b>38,844,826 Equity shares of Rs. 2/- each</b>		

**Note:** The Company had issued and allotted 4,347,826 Equity shares of Rs.2/- each constituting 11.19% of the total share capital of the Company as on 19.02.2014 to a foreign Company, namely, Latinia Limited, Mauritius on the basis of Preferential Allotment under SEBI Guideline, thus the share capital of the Company stood increased from 34,497,000 Equity shares of Rs.2/- each to 38,844,826 Equity shares of Rs.2/-each.




Category Code	Category of shareholder	Number of shareholders	Total number of shares	Number of shares held in dematerialized form	Total shareholding as a percentage of total number of shares		Shares Pledged or otherwise encumbered	
					As a percentage of (A+B)	As a percentage of (A+B+C)	Number of Shares	As a Percentage
(I)	(II)	(III)	(IV)	(V)	(VI)	(VII)	(VIII)	(IX)
(A)	Shareholding of Promoter and Promoter group							
(1)	Indian							
(a)	Individuals/Hindu Undivided Family	8	3125465	3125465	8.05	8.05	NIL	N. A.
(b)	Central Government/State Government(s)	-	-	-	-	-		
(c)	Bodies Corporate	3	18713895	18713895	48.18	48.18	-	-
(d)	Financial Institutions/Banks	-	-	-	-	-	-	-
(e)	Any Other(specify)	-	-	-	-	-		
	<b>Sub-Total(A)(1)</b>	<b>11</b>	<b>21839360</b>	<b>21839360</b>	<b>56.22</b>	<b>56.22</b>	-	-
(2)	Foreign							
(a)	Individuals (Non-Resident Individuals/Foreign Individual	-	-	-	-	-	-	-
(b)	Bodies Corporate	-	-	-	-	-	-	-
(c)	Institutions	-	-	-	-	-	-	-
(d)	Qualified Foreign Investor							
(e)	Any Other(specify)	-	-	-	-	-	-	-
	<b>Sub-Total(A)(2)</b>	<b>-</b>	<b>-</b>	<b>-</b>	<b>-</b>	<b>-</b>	<b>-</b>	<b>-</b>
	<b>Total Shareholding of Promoter and Promoter Group (A=(A)(1)+(A)(2)</b>	<b>11</b>	<b>21839360</b>	<b>21839360</b>	<b>56.22</b>	<b>56.22</b>	<b>-</b>	<b>-</b>



(2)


(I)	(II)	(III)	(IV)	(V)	(VI)	(VII)	(VIII)	(IX)
(B)	<b>Public Shareholding</b>						N. A.	N. A.
(1)	<b>Institutions</b>						N. A.	N. A.
(a)	Mutual Funds/UTI	4	678328	678328	1.75	1.75		
(b)	Financial Institutions/ Banks	6	10030	-	0.03	0.03		
(c)	Central Government/ State Government(s)	-	-	-	-	-		
(d)	Venture Capital Funds	-	-	-	-	-		
(e)	Insurance Companies	-	-	-	-	-		
(f)	Foreign Institutional Investors	6	2077876	2077876	5.35	5.35		
(g)	Foreign Venture Capital Investors	-	-	-	-	-		
(h)	Qualified Foreign Investors	-	-	-	-	-		
(i)	Any Other (specify)	-	-	-	-	-		
	<b>Sub-Total (B) (1)</b>	<b>16</b>	<b>2766234</b>	<b>2756204</b>	<b>7.12</b>	<b>7.12</b>		
(2)	<b>Non-Institutions</b>						N. A.	N. A.
(a)	Bodies Corporate	200	1273569	1236059	3.28	3.28		
(b)	Individuals- i. Individual shareholders holding nominal share capital up to Rs.1 lakh	3664	4139931	3317626	10.66	10.66		
	ii. Individual shareholders holding nominal share capital in excess of Rs.1 lakh.	23	3135681	3135681	8.07	8.07		
(c)	Qualified Foreign Investors	-	-	-	-	-		
(d)	Any Other (specify) OCBs	2	5605326	5605326	14.43	14.43		
	Non-Resident Individual	38	59570	59570	0.15	0.15		
	Trusts	2	11300	11300	0.03	0.03		
	Clearing Member	48	13855	13855	0.04	0.04		
	<b>Sub-Total (B) (2)</b>	<b>3977</b>	<b>14239232</b>	<b>13379417</b>	<b>36.66</b>	<b>36.66</b>		
	<b>Total Public Shareholding (B)=B(1)+(B)(2)</b>	<b>3993</b>	<b>17005466</b>	<b>16135621</b>	<b>43.78</b>	<b>43.78</b>		
	<b>Total (A)+(B)</b>	<b>4004</b>	<b>38844826</b>	<b>37974981</b>	<b>100.00</b>	<b>100.00</b>		
(C)	<b>Shares held by Custodians and against which Depository Receipts have been issued</b>	NIL	NIL	NIL	NIL	NIL	NIL	NIL
(1)	Promoter and Promoter Group	NIL	NIL	NIL	NIL	NIL	NIL	NIL
(2)	Public	NIL	NIL	NIL	NIL	NIL	NIL	NIL
	<b>GRAND TOTAL (A)+(B)+(C)</b>	<b>4004</b>	<b>38844826</b>	<b>37974981</b>	<b>100.00</b>	<b>100.00</b>	-	-



## Somany Ceramics Limited

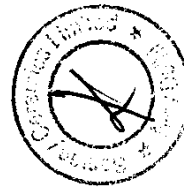
(I) (b) Statement showing holding of securities (including shares, warrants, convertible securities) of persons belonging to the category "Promoter & Promoter Group" as on 31.03.2014

Sr. No.	Name of the shareholder	Details of the shares held			Encumbered shares			Details of warrants		Details of convertible securities		Total shares (including underlying shares assuming full conversion of warrants and convertible securities) as a percentage of diluted share capital
		No. of shares held	As a % of grand total (A)+(B)+(C)	No.	As a percentage	As a % of grand total (A)+(B)+(C) of sub-clause (i) (a)	Number of warrants held	As a % total number of warrants of the same class	Number of convertible securities held	As a % total number of convertible securities of the same class		
(i)	(ii)	(iii)	(iv)	(v)	(vi)	(vii)	(viii)	(ix)	(x)	(xi)		
1	HIRALALL SOMANY	3,13,855	0.81	NIL	NIL	NIL	NIL	NIL	NIL	NIL	0.81	
2	SHRVATSA SOMANY	16,94,075	4.36	NIL	NIL	NIL	NIL	NIL	NIL	NIL	4.36	
3	SHREEKANT SOMANY	1,15,885	0.30	NIL	NIL	NIL	NIL	NIL	NIL	NIL	0.30	
4	SHREEKANT SOMANY	45,500	0.12	NIL	NIL	NIL	NIL	NIL	NIL	NIL	0.12	
5	ABHISHEK SOMANY	85,500	0.22	NIL	NIL	NIL	NIL	NIL	NIL	NIL	0.22	
6	ANJANA SOMANY	94,150	0.24	NIL	NIL	NIL	NIL	NIL	NIL	NIL	0.24	
7	MINAL SOMANY	6,25,900	1.61	NIL	NIL	NIL	NIL	NIL	NIL	NIL	1.61	
8	ANUSHREE CHOPRA	1,50,000	0.39	NIL	NIL	NIL	NIL	NIL	NIL	NIL	0.39	
9	BHILWARA HOLDINGS LTD.	90,09,940	23.19	NIL	NIL	NIL	NIL	NIL	NIL	NIL	23.19	
10	SARVOTTAM VANIYA LTD.	62,12,980	15.99	NIL	NIL	NIL	NIL	NIL	NIL	NIL	15.99	
11	SCOPE VINIMOY PVT. LTD.	34,91,075	8.99	NIL	NIL	NIL	NIL	NIL	NIL	NIL	8.99	
	<b>Total</b>	<b>2,18,39,360</b>	<b>56.22</b>	<b>NIL</b>	<b>NIL</b>	<b>NIL</b>	<b>NIL</b>	<b>NIL</b>	<b>NIL</b>	<b>NIL</b>	<b>56.22</b>	



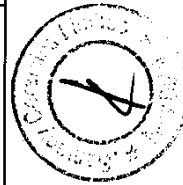
(I) (C) (i) Statement showing holding of securities (including shares, warrants, convertible securities) of persons belonging to the category "Public" and holding more than 1% of the total number of shares

Sr.No.	Name of the shareholder	Number of shares held	Shares as a percentage of total number of shares (i.e. Grand Total (A)+(B)+(C) indicated in Statement at para (i) (a)	Details of warrants		Details of convertible securities		Total shares (including underlying shares assuming full conversion of warrants and convertible securities) as a % of diluted
				Number of warrants held	As a % total number of warrants of the same class	Number of convertible securities held	% w.r.t. total number of convertible securities of the same class	
1	Lathia Limited	43,47,826	11.19	NIL	NIL	NIL	NIL	11.19
2	Macquarie Bank Limited	19,38,526	4.99	NIL	NIL	NIL	NIL	4.99
3	Hind Strategic Investment	12,57,500	3.24	NIL	NIL	NIL	NIL	3.24
4	DSP Blackrock Micro Cap Fund	5,75,497	1.48	NIL	NIL	NIL	NIL	1.48
5	Kiritvardhan Finvest Services Ltd.	4,33,795	1.12	NIL	NIL	NIL	NIL	1.12
	<b>Total</b>	<b>85,53,144</b>	<b>22.02</b>					<b>22.02</b>



(I) (C) (ii) Statement showing holding of securities (including shares, warrants, convertible securities) of persons (together with PAC) belonging to the category "Public" and holding more than 5% of the total number of shares of the Company

Sr.No.	Name of the shareholder	Number of shares held	Shares as a percentage of total number of shares (i.e. Grand Total (A)+(B)+(C) indicated in Statement at para (i) (a) above)	Details of warrants			Details of convertible securities		Total shares (including underlying shares assuming full conversion of warrants and convertible securities) as a % of diluted share capital
				Number of warrants held	As a % total number of warrants of the same class	Number of convertible securities held	% w.r.t. total number of convertible securities of the same class		
1	Latimia Limited	43,47,826	11.19	NIL	NIL	NIL	NIL	NIL	11.19
	<b>Total</b>	<b>43,47,826</b>	<b>11.19</b>						<b>11.19</b>



(I)(d) Statement showing details of locked-in-shares

Sr.No.	Name of the shareholder	Number of locked-in shares	Locked -in-shares as a Percentage of total number of shares (i.e., Grand Total (A)+(B)+(C) indicated in statement at para (1) (a) above}	Promoter/ Promoter group/Public
1	LATINIA LIMITED	43,47,826	11.19	Public

(II)(a) Statement showing details of Depository Receipts (DRs)

Sr.No.	Type of outstanding DR (ADRs, GDRs, SDRs, etc.)	Number of outstanding DRs	Number of shares underlying outstanding DRs	Shares underlying outstanding DRs as a Percentage of total number of shares (i.e., Grand Total (A) +(B)+(C) indicated in Statement at para (1)(a) above}
	NIL		NIL	

(II)(b) Statement showing Holding of Depository Receipts (DRs), where underlying shares are in excess of 1% of the total number of shares

Sr.No.	Name of the DR Holder	Type of outstanding DR (ADRs, GDRs, SDRs, etc.)	Number of shares underlying outstanding DRs	Shares underlying outstanding DRs as a percentage of total number of shares (i.e., Grand Total (A)+(B)+(C) indicated in Statement at para (1) (a) above}
	NIL	NIL	NIL	



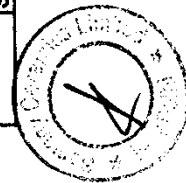
(III) (a) Statement showing the voting pattern of shareholders, if more than one class of shares / securities is issued by the issuer  
 (Give description of voting rights for each class of securities)

Class X: Equity

Class Y:

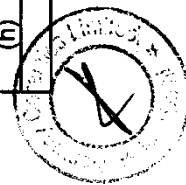
Class Z:

Category Code	Category of shareholder	Number of Voting Rights held in each class of securities			Total Voting Rights (III + IV + V)	Total Voting Rights i.e. (VI)	
		Class X (EQUITY)	Class Y	Class Z		As a percentage of (A+B)	As a percentage of (A+B+C)
(I)	(II)	(III)	(IV)	(V)	(VI)	(VII)	(VIII)
(A)	Promoter and Promoter group						
(1)	Indian						
(a)	Individuals/Hindu Undivided Family	3125465	NIL	NIL	3125465	8.05	8.05
(b)	Central Government/State Government(s)	-			-		
(c)	Bodies Corporate	18713895	NIL	NIL	18713895	48.18	48.18
(d)	Financial Institutions/Banks	-			-		
(e)	Any Other(specify)	-			-		
	Sub-Total(A)(1)	21839360	NIL	NIL	21839360	56.22	56.22





(2)	Foreign												
(a)	Individuals (Non-Resident Individuals/ Foreign Individual	NIL	NIL	NIL	NIL	NIL	NIL	NIL	NIL	NIL	NIL	NIL	NIL
(b)	Bodies Corporate	-	-	-	-	-	-	-	-	-	-	-	-
(c)	Institutions	-	-	-	-	-	-	-	-	-	-	-	-
(d)	Any Other (specify)	-	-	-	-	-	-	-	-	-	-	-	-
	Sub-Total(A)(2)	-	-	-	-	-	-	-	-	-	-	-	-
	Total Shareholding of Promoter and Promoter Group (A)=(A)(1)+(A)(2)	21839360	NIL	NIL	NIL	NIL	NIL	21839360	56.22	56.22			56.22
(B)	Public Shareholding												
(1)	Institutions												
(a)	Mutual Funds/UTI	678328	NIL	NIL	NIL	NIL	678328	1.75	1.75				1.75
(b)	Financial Institutions/ Banks	10030	NIL	NIL	NIL	10030		0.03	0.03				0.03
(c)	Central Government/ State Government(s)	-	-	-	-	-	-	-	-	-	-	-	-
(d)	Venture Capital Funds	-	-	-	-	-	-	-	-	-	-	-	-
(e)	Insurance Companies	-	-	-	-	-	-	-	-	-	-	-	-
(f)	Foreign Institutional Investors	2077876	NIL	NIL	NIL	2077876		5.35	5.35				5.35
(g)	Foreign Venture Capital Investors	-	-	-	-	-	-	-	-	-	-	-	-
(h)	Any Other (specify)	-	-	-	-	-	-	-	-	-	-	-	-
	Sub-Total (B) (1)	2766234	-	-	-	2766234		7.12	7.12				7.12



<b>(2)</b>	<b>Non-Institutions</b>								
(a)	Bodies Corporate	1273569	NIL	NIL	1273569			3.28	3.28
(b)	Individuals-								
	i. Individual shareholders holding nominal share capital up to Rs. 1 lakh	4139931	NIL	NIL	4139931			10.66	10.66
	ii. Individual shareholders holding nominal share capital in excess of Rs. 1 lakh.	3135681	NIL	NIL	3135681			8.07	8.07
(c)	Any Other (specify)								
	OCBs	5605326	NIL	NIL	5605326			14.43	14.43
	Non-Resident Individual	59570	NIL	NIL	59570			0.15	0.15
	Trusts	11300	NIL	NIL	11300			0.03	0.03
	Clearing Member	13855	NIL	NIL	13855			0.04	0.04
	<b>Sub-Total (B) (2)</b>	<b>14239232</b>	<b>NIL</b>	<b>NIL</b>	<b>14239232</b>			<b>36.66</b>	<b>36.66</b>
	<b>Total Public Shareholding (B)=B(1)+(B)(2)</b>	<b>17005466</b>	<b>NIL</b>	<b>NIL</b>	<b>17005466</b>			<b>43.78</b>	<b>43.78</b>
	<b>Total (A)+(B)</b>	<b>38844826</b>	<b>NIL</b>	<b>NIL</b>	<b>38844826</b>			<b>100.00</b>	<b>100.00</b>
(C)	Shares held by Custodians and against which Depository Receipts have been issued	NIL	NIL	NIL	NIL			NIL	NIL
	<b>GRAND TOTAL (A) + (B) + (C)</b>	<b>38844826</b>	<b>NIL</b>	<b>NIL</b>	<b>38844826</b>			<b>100.00</b>	<b>100.00</b>

