

Ref No: SEC/NSE/BSE/  
August 27, 2014

**The Manager, Capital Market (Listing)**  
**National Stock Exchange of India Ltd.**  
Exchange Plaza, 5<sup>th</sup> Floor,  
Plot No : C/1 , G Block  
Bandra Kurla Complex  
Bandra (E), Mumbai-400 051  
**Stock Code: Equity – Sintex EQ**

**The Corporate Relationship Dept.**  
**BSE Limited**  
1<sup>st</sup> Floor, New Trading Ring,  
Rotunda Building, P.J.Towers,  
Dalal Street, Mumbai-400 001  
**Stock Code: Equity 502742**

Dear Sir,


**Sub.: Distribution of Shareholding as per Clause 35 (c) of the Listing Agreement.**

Pursuant to Corporate restructuring resulting in a change in total paid up capital of the Company on the allotment of 2,09,00,136 Equity Shares of Rs 1/- each to Foreign Currency Convertible Bonds holder upon exercise of their conversion Right as intimated to Stock Exchanges, we are sending herewith distribution of Shareholding of our Company as per Clause 35(c) of the Listing Agreement after giving effect of allotment of Equity Shares on conversion of said FCCBs.

Kindly take the same on record.

Thanking You.

Yours Faithfully  
For **SINTEX INDUSTRIES LIMITED**

  
\_\_\_\_\_  
**Hitesh T. Mehta**  
**Company Secretary**

Encl.: As Above

## (I)(a) STATEMENT SHOWING SHAREHOLDING PATTERN


Name of the Company : <b>SINTEX INDUSTRIES LIMITED</b>			
Scrip Code : BSE - Equity-502742	Name of Script : <b>Equity Shares</b>		As on Dated : <b>20th August, 2014</b>
NSE - Equity-Sintex EQ	Class of Security : <b>N.A.</b>		
<b>Partly paid-up shares :-</b>	No. of partly paid-up shares	As a % of total no. of partly paid-up Shares	As a % of total no. of shares of the company
Held by promoter/promoter group	Nil	Nil	Nil
Held by public	Nil	Nil	Nil
<b>Total</b>	Nil	Nil	Nil
<b>Outstanding convertible securities:-</b>	No. of outstanding Securities	As a % of total no. of outstanding convertible securities	As a % of total no. of shares of the company, assuming full conversion of the convertible securities
Held by promoter/promoter group	0	0%	0.00%
Held by public- USD 140 Mln. FCCB	89494390	100%	20.04%
<b>Total</b>	89494390	100%	20.04%
<b>Warrants :-</b>	No. of warrants	As a % of total no. of warrants	As a % of total no. of shares of the company, assuming full conversion of Warrants
Held by promoter/promoter group	0	0%	0.00%
Held by public	0	0%	0.00%
<b>Total</b>	0	0%	0.00%
Total paid-up capital of the company, assuming full conversion of warrants and convertible securities	No. of Shares - Paid-up Capital - Rs.	446550747 446550747	

For Sintex Industries Limited



Ansh T. Mehta  
Company Secretary

Category Code	Category of shareholder	Number of Shareholders	Total Number of shares	Number of shares held in dematerialized form	Total shareholding as a percentage of total number of shares		Shares pledged or encumbered	
					As a percentage of (A + B) (VI)	As a percentage of (A+B+C) (VII)	Number of shares (VIII)	As a percentage (IX)=(VIII)/(IV)*100
(I)	(II)	(III)	(IV)	(V)	(VI)	(VII)	(VIII)	(IX)
(A)	<b>Shareholding of Promoter and Promoter Group</b>							
(1)	<b>Indian</b>							
(a)	Individuals/ Hindu Undivided Family	16	2869830	2869830	0.80	0.80	0.00	0.00
(b)	Central Government/ State Government(s)	0	0	0	0.00	0.00	0.00	0.00
(c)	Bodies Corporate	15	141965933	141965933	39.76	39.76	74800000	52.69
(d)	Financial Institutions/ Banks	0	0	0	0.00	0.00	0.00	0.00
(e)	Any other (specify)	0	0	0	0.00	0.00	0.00	0.00
	<b>Sub-Total (A) (1)</b>	<b>31</b>	<b>144835763</b>	<b>144835763</b>	<b>40.56</b>	<b>40.56</b>	<b>74800000</b>	<b>51.64</b>
(2)	<b>Foreign</b>							
(a)	Individuals (Non-Residents Individuals/ Foreign Individuals)	0	0	0	0.00	0.00	0.00	0.00
(b)	Bodies Corporate	0	0	0	0.00	0.00	0.00	0.00
(c)	Institutions	0	0	0	0.00	0.00	0.00	0.00
(d)	Qualified Foreign Investor	0	0	0	0.00	0.00	0.00	0.00
(e)	Any other (specify)	0	0	0	0.00	0.00	0.00	0.00
	<b>Sub-Total (A) (2)</b>	<b>0</b>	<b>0</b>	<b>0</b>	<b>0.00</b>	<b>0.00</b>	<b>0.00</b>	<b>0.00</b>
	<b>Total shareholding of Promoter and Promoter Group (A)=(A)(1)+(A)(2)</b>	<b>31</b>	<b>144835763</b>	<b>144835763</b>	<b>40.56</b>	<b>40.56</b>	<b>74800000</b>	<b>51.64</b>
(B)	<b>Public shareholding</b>						N.A.	N.A.
(1)	<b>Institutions</b>						N.A.	N.A.
(a)	Mutual Funds/UTI	12	1439502	1437002	0.40	0.40		
(b)	Financial Institutions/ Banks	21	14470442	14459042	4.05	4.05		
(c)	Central Government/ State Government(s)	0	0	0	0.00	0.00		
(d)	Venture Capital Funds	0	0	0	0.00	0.00		
(e)	Insurance Companies	1	50000	50000	0.01	0.01		
(f)	Foreign Institutional Investors	98	94204631	94204631	26.38	26.38		
(g)	Foreign Venture Capital Investors	0	0	0	0.00	0.00		
(h)	Qualified Foreign Investor	0	0	0	0.00	0.00		
(i)	Any other (specify)	0	0	0	0.00	0.00		
	<b>Sub-Total (B) (1)</b>	<b>132</b>	<b>110164575</b>	<b>110150675</b>	<b>30.85</b>	<b>30.85</b>		
(2)	<b>Non-institutions</b>						N.A.	N.A.
(a)	Bodies Corporate	1519	24038775	23973475	6.73	6.73		
(b)	Individuals							
	i. Individual shareholders holding nominal share capital upto Rs. 1 lakh	116195	61447202	58269302	17.21	17.21		
	ii. Individual shareholders holding nominal share capital in excess of Rs. 1 lakh	29	7209610	7209610	2.02	2.02		
(c)	Qualified Foreign Investor	0	0	0	0.00	0.00		
(d)	Any other (specify)							
	- NRI Individuals	2059	4235342	4228232	1.19	1.19		
	- Trusts	6	1924570	1570	0.54	0.54		
	- Clearing Members	364	3200520	3200520	0.90	0.90		
	<b>Sub-Total (B) (2)</b>	<b>120172</b>	<b>102056019</b>	<b>96882709</b>	<b>28.58</b>	<b>28.58</b>		
	<b>Total Public Shareholding (B)=(B)(1)+(B)(2)</b>	<b>120304</b>	<b>212220594</b>	<b>207033384</b>	<b>59.44</b>	<b>59.44</b>	N.A.	N.A.
	<b>Total (A) + (B)</b>	<b>120335</b>	<b>357056357</b>	<b>351869147</b>	<b>100.00</b>	<b>100.00</b>		
(C)	<b>Shares held by Custodians and against which Depository Receipts have been issued</b>						N.A.	N.A.
(1)	<b>Promoter and Promoter Group</b>	0	0	0	0.00	0.00		
(2)	<b>Public</b>	0	0	0	0.00	0.00		
	<b>Sub-Total (C)</b>	<b>0</b>	<b>0</b>	<b>0</b>	<b>0</b>	<b>0</b>		
	<b>GRAND TOTAL (A) + (B) + (C)</b>	<b>120335</b>	<b>357056357</b>	<b>351869147</b>	<b>100.00</b>	<b>100.00</b>	<b>74800000</b>	<b>20.95</b>



(i)(b) STATEMENT SHOWING HOLDING OF SECURITIES (INCLUDING SHARES, WARRANTS, CONVERTIBLE SECURITIES) OF PERSONS BELONGING TO THE CATEGORY "PROMOTER AND PROMOTER GROUP"

Sr. No.	Name of the shareholder	Details of Shares held		Encumbered shares (*)		Details of Warrants		Details of convertible Securities		Total shares (including underlying shares assuming full conversion of warrants and convertible securities) as a % of diluted share capital (XII)
		Number of shares held	As a % of grand total (A)+(B)+(C)	Number	As a Percentage (VI)=(V)/(III)*100	Number of warrants held	As a % total No. of warrants of the same class	Number of convertible securities held	As a % total No. of convertible securities of the same class	
(I)	(II)	(III)	(IV)	(V)	(VII)	(VIII)	(IX)	(X)	(XI)	(XII)
1	Pranay Arunprasad Patel	496330	0.14							0.11
2	Rahulphai Patel	392090	0.11							0.09
3	Amit Patel	319750	0.09							0.07
4	Pranay Arunprasad Patel	262500	0.07							0.06
5	Deval Rahul Patel	262500	0.07							0.06
6	Leena Arunprasad Patel	177970	0.05							0.04
7	Arunprasad Purshottamdas Patel	173910	0.05							0.04
8	Arunprasad Purshottamdas Patel	153800	0.04							0.03
9	Dineshchandra Patel	129250	0.04							0.03
10	Dineshchandra Patel	118610	0.03							0.03
11	Kalavati Patel	108550	0.03							0.02
12	Rahul Arunbhai Patel	105000	0.03							0.02
13	Poonam Pranay Patel	65620	0.02							0.01
14	Kalavati Bhagubhai	48150	0.01							0.01
15	Kalavati Patel	35650	0.01							0.01
16	Amit Patel	20150	0.01							0.00
17	BVM Finance Pvt. Ltd.	78103905	21.87	66437238	85.06					17.49
18	Kolon Investment Pvt. Ltd.	30222046	8.46	4181381	13.84					6.77
19	Opel Securities Pvt. Ltd.	30223452	8.46	4181381	13.83					6.77
20	Star Line Leasing Ltd.	624390	0.17							0.14
21	Denis Traders and Investments Ltd.	958300	0.27							0.21
22	Denis Holding Pvt. Ltd.	774550	0.22							0.17
23	Bar Magnet Investment Pvt. Ltd.	397690	0.11							0.09
24	Mas Chemical Industries Pvt. Ltd.	393750	0.11							0.09
25	Som Shiva (Impex) Ltd.	262500	0.07							0.06
26	Prominent Plastics Ltd.	5350	0.00							0.00
<b>Total</b>		<b>144835763</b>	<b>40.56</b>	<b>74800000</b>	<b>51.64</b>	<b>20.95</b>	<b>0</b>	<b>0</b>	<b>0</b>	<b>32.43</b>

(\*) The Term "encumbrance" has the same meaning as assigned to it in regulation 28(3) of the SAST Regulations, 2011



(1)(c) (i) STATEMENT SHOWING HOLDING OF SECURITIES (INCLUDING SHARES, WARRANTS, CONVERTIBLE SECURITIES) OF PERSONS BELONGING TO THE CATEGORY "PUBLIC" AND HOLDING MORE THAN 1% OF THE TOTAL NUMBER OF SHARES

Sr. No.	Name of shareholder	Number of Shares held	Shares as a percentage of total number of shares (i.e., Grand Total (A) + (B) + (C) indicated in Statement at para (1)(a) above)	Details of warrants		Details of convertible securities		Total shares (including underlying shares assuming full conversion of warrants and convertible securities) as a % of diluted share capital
				Number of warrants held	As a % of total No. of warrants of the same class	No. of convertible securities held	% w.r.t. total No. of convertible securities of the same class	
1	Goldman Sachs (Singapore) PTE	8842127	2.48					1.98
2	ICICI Prudential Life Insurance Company Ltd.	5941870	1.66					1.33
3	LIC of India Market Plus - 1 Growth Fund	5880558	1.65					1.32
4	Life Insurance Corporation of India	5099459	1.43					1.14
5	Credit Suisse (Singapore) Ltd.	4204538	1.18					0.94
6	MV SCIF Mauritius	3955952	1.11					0.89
7	Government of Singapore	3858616	1.08					0.86
8	Government Pension Fund Globle	3464650	0.97					0.78
9	Stichting Pensioenfonds ABP	3374781	0.95					0.76
10	The Bank of Newyork Mellon ("Acting as the Trustees of USS140Mln Step down Foreign Currency convertible Bonds due in 2017")	0	0.00	0	0.00	89494390	100.00	20.04
	<b>Total</b>	<b>44622551</b>	<b>12.50</b>	<b>0.00</b>	<b>0.00</b>	<b>89494390</b>	<b>100.00</b>	<b>30.03</b>



(1)(c) (ii) STATEMENT SHOWING HOLDING OF SECURITIES (INCLUDING SHARES, WARRANTS, CONVERTIBLE SECURITIES) OF PERSONS TOGETHER WITH PAC) BELONGING TO THE CATEGORY "PUBLIC" AND HOLDING MORE THAN 5% OF THE TOTAL NUMBER OF SHARES

Sr. No.	Name of the shareholder(s) and the persons Acting in Current (PAC) with them	Number of Shares held	Shares as a percentage of total number of shares {i.e., Grand Total (A) + (B) + (C) indicated in Statement at para (1)(a)above}	Details of warrants		Details of convertible securities		Total shares (including underlying shares assuming full conversion of warrants and convertible securities) as a % of diluted share capital
				Number of warrants held	As a % total No. of warrants of the same class	No. of convertible securities held	% w.r.t. total No. of convertible securities of the same class	
1	The Bank of Newyork Mellon ("Acting as the Trustees of USS:140Mn Step down Foreign Currency convertible Bonds due in 2017")	0.00	0.00	0.00	0.00	89494390	100.00	20.04
	<b>Total</b>	<b>0.00</b>	<b>0.00</b>	<b>0.00</b>	<b>0.00</b>	<b>89494390</b>	<b>100.00</b>	<b>20.04</b>



(I)(d) STATEMENT SHOWING DETAILS OF LOCKED-IN SHARES

Sr. No.	Name of shareholder	Number of locked-in Shares*	Locked-in Shares as a percentage of total number of shares {i.e. Grand Total (A) + (B) + (C) indicated in Statement at para (I) (a) above}	Promoter/ Promoter Group /Public
1	Kolon Investment Pvt. Ltd.	15000000	4.20	Promter Group
2	Opel Securities Pvt. Ltd.	15000000	4.20	Promter Group
Total		30000000	8.40	

(II)(a) STATEMENT SHOWING DETAILS OF DEPOSITORY RECEIPTS (DRs)

Sr. No.	Type of outstanding DR (ADRs, GDRs, SDRs, etc.)	Number of outstanding DRs	Number of shares underlying outstanding DRs	Shares underlying outstanding DRs as a percentage of total number of shares {i.e., Grand Total (A) + (B) + (C) indicated in Statement at para (I) (a) above}
1			0.00	0.00
Total			0.00	0.00

(II)(b) STATEMENT SHOWING HOLDING OF DEPOSITORY RECEIPTS (DRs) WHERE UNDERLYING SHARES HELD BY 'PROMOTER/PROMOTER GROUP' ARE IN EXCESS OF 1% OF THE TOTAL NUMBER OF SHARES


Sr. No.	Name of DR Holder	Type of outstanding DR (ADRs, GDRs, SDRs, etc.)	Number of shares underlying outstanding DRs	Shares underlying outstanding DRs as a percentage of total number of shares {i.e., Grand Total (A) + (B) + (C) indicated in Statement at para (I) (a) above}
1			0.00	0.00
Total			0.00	0.00

(III) (a) STATEMENT SHOWING VOTING PATTERN OF SHAREHOLDERS, IF MORE THAN ONE CLASS OF SHARES/SECURITIES IS ISSUED BY THE ISSUER.

(Give description of voting rights for each class of security)

NOT APPLICABLE - Since the Company has issued only one class of shares/securities.

**For Sintex Industries Limited**

  
Hitesh J. Mehta  
Company Secretary