

Partly paid-up shares:-	No. of partly paid-up shares	As a % of total no. of partly paid-up shares	As a % of total no. of shares of the company
-------------------------	------------------------------	--	--

Held by promoter/promoter group			
Held by public			
Total - D			

Outstanding convertible securities:-	No. of outstanding securities	As a % of total no. of outstanding convertible securities	As a % of total no. of shares of the company, assuming full conversion of the convertible securities
--------------------------------------	-------------------------------	---	--

Held by promoter/promoter group			
Held by public			
Total - E			

Warrants:-	No. of warrants	As a % of total no. of warrants	As a % of total no. of shares of the company, assuming full conversion of warrants
------------	-----------------	---------------------------------	--

Held by promoter/promoter group			
Held by public			
Total - F			

Total paid-up capital of the company, assuming full conversion of warrants and convertible securities	38854800		
---	----------	--	--

SILVERTON SPINNERS LIMITED

[Signature]
Sr. Vice President & Secretary



Code	Category of Shareholders	Number of shareholders	Total number of shares held in shares Demat Form	Number of AS 1	% of (A+B)	% of (A+B+C)	Number of Pledged shares	percentage (ix)=(viii/iv*100)
(i)	(ii)	(iii)	(iv)	(v)	(vi)	(vii)	(viii)	(ix)
A)	Total Shareholding of Promoter & Promoter Group							
(1)	Indian							
(a)	Individual/HUF	2	17445290	17445290	44.899	44.899	14485233	83.032
(b)	Central Govt. / State Govt.	Nil	Nil	Nil	Nil	Nil	Nil	Nil
(c)	Bodies Corporate	Nil	Nil	Nil	Nil	Nil	Nil	Nil
(d)	Fin. Institutions / Bank	Nil	Nil	Nil	Nil	Nil	Nil	Nil
(e)	Any Other	Nil	Nil	Nil	Nil	Nil	Nil	Nil
	Sub-Total of (A)(1)	2	17445290	17445290	44.899	44.899	14485233	83.032
(2)	Foreign							
(a)	Individuals (NRIs/Foreign)	Nil	Nil	Nil	Nil	Nil	Nil	Nil
(b)	Bodies Corporate	Nil	Nil	Nil	Nil	Nil	Nil	Nil
(c)	Institutions	Nil	Nil	Nil	Nil	Nil	Nil	Nil
(d)	Qualified Foreign Investors	Nil	Nil	Nil	Nil	Nil	Nil	Nil
(e)	Any Other	Nil	Nil	Nil	Nil	Nil	Nil	Nil
	Sub-Total of (A)(2)	Nil	Nil	Nil	Nil	Nil	Nil	Nil
	Shareholding of Promoter & Promoter Group (A) = A1+A2	2	17445290	17445290	44.899	44.899	14485233	83.032
(B)	Public Shareholding							
(1)	Institutions							
(a)	Mutual Funds / UTI	6	122400	98000	0.315	0.315	NA	NA
(b)	Fin. Institutions / Banks	2	81750	74050	0.210	0.210	NA	NA
(c)	Central Govt. / State Govt.	Nil	Nil	Nil	Nil	Nil	NA	NA
(d)	Venture Capital	Nil	Nil	Nil	Nil	Nil	NA	NA
(e)	Insurance Company	Nil	Nil	Nil	Nil	Nil	NA	NA
(f)	Foreign Inst. Investors	Nil	Nil	Nil	Nil	Nil	NA	NA
(g)	Foreign VC Investors	Nil	Nil	Nil	Nil	Nil	NA	NA
(h)	QFI - Corporate	Nil	Nil	Nil	Nil	Nil	NA	NA
(i)	Any Other	Nil	Nil	Nil	Nil	Nil	NA	NA
	Sub-Total (B)(1)	8	204150	172050	0.525	0.525	NA	NA
(2)	Non-Institutions							
(a)	Bodies Corporate	132	2552941	2542041	6.570	6.570	NA	NA
(b)	Individuals							
	i. Individual Shareholders Holding Nominal Share Upto Rs.1 Lakh	8661	10323972	10005247	26.571	26.571	NA	NA
	ii. Individual Shareholders Holding Nominal Share greater than Rs.1 Lakh	238	7839314	7825914	20.176	20.176	NA	NA
(c)	QFI - Individual	Nil	Nil	Nil	Nil	Nil	NA	NA
(d)	Any Other							
	NRI/DCBs	69	304116	171816	0.783	0.783	NA	NA
	Trust	1	62734	62734	0.161	0.161	NA	NA
	Clearing Memb/Clearing Cor	32	122283	122283	0.315	0.315	NA	NA
	Sub-Total (B)(2)	9133	21205360	20730035	54.576	54.576	NA	NA
	Total Public Shareholding (B) = (B)(1) + (B)(2)	9141	21409510	20902085	55.101	55.101	NA	NA
	TOTAL (A)+(B)	9143	38854800	38347375	100.000	100.000	14485233	37.280
(C)	Shares held by Custodians And against which DRs have been issued	Nil	Nil	Nil	Nil	Nil	NA	NA
(1)	Promoter and Promoter group	Nil	Nil	Nil	Nil	Nil	NA	NA
(2)	Public	Nil	Nil	Nil	Nil	Nil	NA	NA

SILVERTO

Sr. V




Details of Shares Held		Encumbered shares(*)		Details of warrants				Details of Convertible Securities		Total shares
As a % of grand total Shares held (A)+(B)+(C)		As a percentage of grand total (A)+(B)+(C)		As a % of total warrants held		As a % of total convertible securities held		Zw.r.t. total number of convertible securities of the same class		(including underlying shares assuming full conversion of warrants and convertible securities) as a % of diluted share capital
(iii)	(iv)	(v)	(vi)=(v)/(iii)*100	(vii)	(viii)	(ix)	(x)	(xi)	(xii)	
8577913	22.077	7130319	83.124	18.351	0	0.000	0	0.000	22.077	
8867377	22.822	7354914	82.944	18.929	0	0.000	0	0.000	22.822	
17445290	44.899	14485233	83.032	37.280	Nil	Nil	Nil	Nil	44.899	

SILVERTON SPINNERS LIMITED

[Signature]

Sr. Vice President & Secretary



ON SPINNERS LIMITED


(i) Statement showing holding of securities (including shares, warrants, convertible securities) of persons belonging to the category (PUBLIC) and holding more than 1.000(%) of the total number of shares as on 31/12/2014

Name(s) of the shareholder	Number of Shares held	Shares held as a percentage of total number of shares (i.e., Grand Total (A)+(B)+(C) indicated in Statement at para (I)(a) above)	Warrants held	Warrants held as a % of total number of warrants	Number of convertible securities held	Number of convertible securities held as a % of the same class	Details of convertible Securities (w.r.t. total number of convertible securities) as of the same class	Total shares (including underlying shares assuming full conversion of warrants and convertible securities) as a % of diluted share capital
ST BENGAL INDUSTRIAL DEVELOPMENT CORPO	1273494	3.278	0	0.000	0	0.000	0	3.278
SHISH JAIN	530100	1.364	0	0.000	0	0.000	0	1.364
TOTAL	1803594	4.642	Nil	Nil	Nil	Nil	Nil	4.642

SILVERTON SPINNERS LIMITED

[Signature]

Sr. Vice President & Secretary




SPINNERS LIMITED

Statement showing holding of securities (including shares, warrants, convertible securities) of persons (together with PAC) belonging to the category [PUBLIC] and holding more than 5.000(%) of the total number of shares of the company as on 31/12/2014
Page: 1

Persons Acting in Concert with them	Number of Shares held	Shares as a percentage of total number of shares (i.e., Grand Total (A)+(B)+(C) indicated in Statement at para (I)(a) above)	Details of Warrants		Details of convertible Securities		Total shares (including underlying shares assuming full conversion of warrants and convertible securities) as a % of diluted share capital
			Number of Warrants held	As a % of total Warrants	Number of convertible securities held	% of total convertible securities	
	Nil	Nil	Nil	Nil	Nil	Nil	Nil

SILVERTON SPINNERS LIMITED

[Signature]
Sr. Vice President & Secretary



SILVERTON SPINNERS LIMITED

(d) STATEMENT SHOWING DETAILS OF LOCKED-IN SHARES AS ON 31/12/2014

Page: 1

Name(s) of the Shareholder	Category of Shareholders	Number of Locked-in Shares	% to Total
----------------------------	--------------------------	----------------------------	------------

(Promoter/
Public)

NIL

NIL

SILVERTON SPINNERS LIMITED

M. Prasad

Sr. Vice President & Secretary



SILVERTON SPINNERS LIMITED
 (a) STATEMENT SHOWING DETAILS OF DEPOSITORY RECEIPTS (DRs)

Type of Outstanding DR (ADRs, SDRs, SDRs, etc)	Number of Outstanding DRs	Number of Shares underlying outstanding DRs	Shares underlying Outstanding DRs as a Percentage of total number of shares (ie. Grand total(A)+(B)+ (C) indicated in Statement at para (I)(a) above)
	NIL	NIL	NIL

SILVERTON SPINNERS LIMITED

[Signature]
 Sr. Vice President & Secretary

