


(1)(a) STATEMENT SHOWING SHAREHOLDING PATTERN

NAME OF THE COMPANY: SHREE RENUKA SUGARS LIMITED		QUARTER ENDED: March 31, 2014	
Class of Security: Equity Shares	Bombay Stock Exchange Limited	National Stock Exchange of India Limited	Scrip Name
Scrip Code	Scrip Name	Scrip Code	Scrip Name
532670	RENUKA	...	RENUKA
<b>Partly paid-up shares</b>	<b>No. of partly paid-up shares</b>	<b>As a % of total no. of partly paid-up shares</b>	<b>As a % of total no. of shares of the Company.</b>
Held by promoter/promoter group	NA	NA	NA
Total:	NA	NA	NA
<b>Outstanding convertible securities:</b>	<b>No. of outstanding securities</b>	<b>As a % of total no. of outstanding convertible securities.</b>	<b>As a % of total no. of shares of the Company assuming full conversion of the convertible securities</b>
Held by promoter/promoter group	NA	NA	NA
Held by Public	NA	NA	NA
Total:	NA	NA	NA
<b>Warrants:</b>	<b>No. of warrants</b>	<b>As a % of total no. of warrants</b>	<b>As a % of total no. of shares of the Company, assuming full conversion of warrants</b>
Held by promoter/promoter group	NA	NA	NA
Held by Public	NA	NA	NA
Total:	NA	NA	NA
<b>Total paid-up capital of the Company, assuming full conversion of warrants and convertible securities</b>	<b>Rs. 671,319,650/-</b>		
	<b>(Consisting of 671,319,650 Equity Shares of Re. 1/- each)</b>		




*[Handwritten signature]*

CATEGORY CODE	CATEGORY OF SHAREHOLDER	NO OF SHAREHOLDERS	TOTAL NUMBER OF SHARES	NO OF SHARES HELD IN DEMATERIALIZED FORM	TOTAL SHAREHOLDING AS A % OF TOTAL NO OF SHARES		SHARES PLEDGE OR OTHERWISE ENCUMBERED
					AS a PERCENTAGE of (A+B) (VI)	AS a PERCENTAGE of (A+B+C) (VII)	
(I)	(II)	(III)	(IV)	(V)	(VI)	(VII)	(IX)=(VIII)/(IV)*100
(A)	PROMOTER AND PROMOTER GROUP						
(1)	INDIAN						
(a)	Individual/HUF	7	21,917,565	21,917,565	3.26	10301453	47.00
(b)	Central Government/State Government(s)	-	-	-	0.00	0	0.00
(c)	Bodies Corporate	3	234,336,295	234,336,295	34.91	95973817	42.66
(d)	Financial Institutions / Banks	-	-	-	0.00	0	0.00
(e)	Others	-	-	-	0.00	0	0.00
	Sub-Total A(1) :	10	256,253,860	256,253,860	38.17	110275270	43.03
(2)	FOREIGN						
(a)	Individuals (NRI/Foreign Individuals)	1	1,237,732	1,237,732	0.18	0	0.00
(b)	Bodies Corporate	-	-	-	0.00	0	0.00
(c)	Institutions	-	-	-	0.00	0	0.00
(d)	Qualified Foreign Investor	-	-	-	0.00	0	0.00
(e)	Others	-	-	-	0.00	0	0.00
	Sub-Total A(2) :	1	1,237,732	1,237,732	0.18	0	0.00
	Total A=A(1)+A(2)	11	257,491,592	257,491,592	38.36	110275270	42.83
(B)	PUBLIC SHAREHOLDING						
(1)	INSTITUTIONS						
(a)	Mutual Funds /UTI	3	34,155,916	34,155,916	5.08	5,08	0.00
(b)	Financial Institutions /Banks	9	21,500,950	21,500,950	3.20	3,20	0.00
(c)	Central Government / State Government(s)	-	-	-	0.00	0	0.00
(d)	Venture Capital Funds	-	-	-	0.00	0	0.00
(e)	Insurance Companies	-	-	-	0.00	0	0.00
(f)	Foreign Institutional Investors	84	86,886,587	86,886,587	12.94	12,94	0.00
(g)	Foreign Venture Capital Investors	-	-	-	0.00	0	0.00
(h)	Qualified Foreign Investor	-	-	-	0.00	0	0.00
(i)	Others	-	-	-	0.00	0	0.00
	Sub-Total B(1) :	96	142,543,453	142,543,453	21.23	21,23	0.17
(2)	NON-INSTITUTIONS						
(a)	Bodies Corporate	1,801	50,251,687	50,251,687	7.49	7,49	0.00
(b)	Individuals						
	(i) Individuals holding nominal share capital upto Rs.1 lakh	187,519	150,683,777	145,166,628	22.45	22,45	0.00
	(ii) Individuals holding nominal share capital in excess of Rs.1 lakh	75	28,588,492	28,588,492	3.98	3,98	0.00
	Others	-	-	-	0.00	0	0.00
	DIRECTORS	3	1,125,450	1,125,450	0.17	0,17	0.00



*Signature*

CATEGORY CODE	CATEGORY OF SHAREHOLDER	NO OF SHAREHOLDERS	TOTAL NUMBER OF SHARES	NO OF SHARES HELD IN DEMATERIALIZED FORM	TOTAL SHAREHOLDING AS A % OF TOTAL NO OF SHARES		SHARES PLEDGE OR OTHERWISE ENCUMBERED	
					AS a PERCENTAGE of (A+B) (VI)	As a PERCENTAGE of (A+B+C) (VII)	NUMBER OF SHARES (VIII)	AS a PERCENTAGE (IX)=(VIII)/(VI)*100
(i)	(ii)	(iii)	(iv)	(v)				
	NON RESIDENT INDIANS	2,312	14,040,464	12,040,464	2.09	2.09		
	CLEARING MEMBERS	239	2,023,688	2,023,688	0.30	0.30		
	TRUSTS	17	26,571,047	26,566,047	3.96	3.96		
(d)	Qualified Foreign Investor	-	-	-	0.00	0.00		
	Sub-Total B(2) :	201,966	271,284,605	263,327,454	40.41	40.41		
	Total B=B(1)+B(2) :	202,062	413,826,058	405,870,907	61.64	61.64		
	Total (A+B) :	202,073	671,319,650	663,362,499	100.00	100.00	110275270	16.43
(C)	Shares held by custodians, against which Depository Receipts have been issued							
(1)	Promoter and Promoter Group	-	-	-	0.00	0.00		
(2)	Public	-	-	-	0.00	0.00		
	GRAND TOTAL (A+B+C) :	202,073	671,319,650	663,362,499	100.00	100.00	110275270	16.43




Sl.No	Statement showing holding of securities (including shares, warrants, convertible securities) of persons belonging to the category "Promoter and Promoter Group"	Details of Shares held			Encumbered shares (*)			Details of Warrants			Details of convertible securities			Total Shares (including underlying shares assuming full conversion of warrants and convertible securities) as a % of diluted share capital
		No. of Shares held	As a % of grand total (A)+(B)+(C)	Pledge Shares	AS a percentage (VI)=(V)/(III)*100	AS a % of grand total (A)+(B)+(C) of sub-clause (i)(a)	Number of warrants held	As a % total number of warrants of the same class	Number of convertible securities held	As a % total number of convertible securities of the same class	Number of convertible securities held	As a % total number of convertible securities of the same class	Number of convertible securities held	
(i)	(ii)	(iii)	(iv)	(v)	(vi)=(v)/(iii)*100	(vii)	(viii)	(ix)	(x)	(xi)	(xii)	(xiii)	(xiv)	
1	MURKUMBI INVESTMENTS PVT LTD	121,414,000	18.09	56,278,375	46.35	8.38	0	0.00	0	0.00	0	0.00	18.09	
2	KHANDEPAR INVESTMENTS PRIVATE LIMITED	75,400,000	11.23	43,695,442	57.95	6.51	0	0.00	0	0.00	0	0.00	11.23	
3	AGRI VENTURE TRADING AND INVESTMENT PRIVATE LIMITED	37,622,295	5.59	-	0.00	0.00	0	0.00	0	0.00	0	0.00	5.59	
4	NARENDRA MADHUSUDAN MURKUMBI	12,812,908	1.91	10,301,453	80.40	1.53	0	0.00	0	0.00	0	0.00	1.91	
5	SUPRIYA SHAJESH ROJEKAR	4,710,000	0.70	-	0.00	0.00	0	0.00	0	0.00	0	0.00	0.70	
6	NIKA NARENDRA MURKUMBI	1,400,000	0.21	-	0.00	0.00	0	0.00	0	0.00	0	0.00	0.21	
7	IMALYKA MURKUMBI	1,400,000	0.21	-	0.00	0.00	0	0.00	0	0.00	0	0.00	0.21	
8	ANURADHA RAVINDRA KULKARNI	1,237,732	0.18	-	0.00	0.00	0	0.00	0	0.00	0	0.00	0.18	
9	VIDYA MURKUMBI	1,228,000	0.18	-	0.00	0.00	0	0.00	0	0.00	0	0.00	0.18	
10	DILIP VASANT RAO DESHPANDE	318,000	0.05	-	0.00	0.00	0	0.00	0	0.00	0	0.00	0.05	
11	APPOORVA NARENDRA MURKUMBI	80,000	0.01	-	0.00	0.00	0	0.00	0	0.00	0	0.00	0.01	
	TOTAL :	257,481,592	38.36	110,275,270	42.83	16.43	0	0.00	0	0.00	0	0.00	38.36	



*Signature*

(I)(c)(i) Statement showing holding of securities (including shares, warrants, convertible securities) of persons belonging to the category "Public" and holding more than 1% of the total number of shares						
Sr.No.	Name of the shareholder	Number of shares held	Shares as a percentage of total number of shares (i.e., Grant total (A)+(B)+(C) indicated in Statement at para (I)(a) above)	Details of warrants held	Details of convertible securities held	Total shares (including underlying shares assuming full conversion of warrants and convertible securities) as a % of diluted share capital)
1	ICICI PRUDENTIAL LIFE INSURANCE COMPANY LTD	31,148,264	4.64	0	0	4.64
2	SHREE RENUKA SUGARS DEVELOPMENT FOUNDATION	20,577,894	3.07	0	0	3.07
3	LIFE INSURANCE CORPORATION OF INDIA	18,720,122	2.79	0	0	2.79
4	PLATINUM INVESTMENT MANAGEMENT LIMITED A/C PLATINUMASIA FUND	13,222,745	1.97	0	0	1.97
5	DIMENSIONAL EMERGING MARKETS VALUE FUND	7,680,873	1.14	0	0	1.14
6	AMUNDI FUNDS EQUITY ASIA EX JAPAN	7,637,170	1.14	0	0	1.14
7	GOVERNMENT PENSION FUND GLOBAL	7,557,486	1.13	0	0	1.13
	<b>TOTAL :</b>	<b>106,544,544</b>	<b>15.87</b>	<b>0</b>	<b>0</b>	<b>15.87</b>

(I)(c)(ii) Statement showing holding of securities (including shares, warrants, convertible securities) of persons (together with PAC) belonging to the category "Public" and holding more than 5% of the total number of shares of the company						
Sr.No.	Name(s) of the shareholder(s) and the Persons Acting in Concert (PAC) with them	Number of shares held	Shares as a percentage of total number of shares (i.e., Grant total (A)+(B)+(C) indicated in Statement at para (I)(a) above)	Details of warrants held	Details of convertible securities held	Total shares (including underlying shares assuming full conversion of warrants and convertible securities) as a % of diluted share capital)
		0	0	0	0	0
	<b>TOTAL :</b>	<b>0</b>	<b>0</b>	<b>0</b>	<b>0</b>	<b>0</b>



STATEMENT SHOWING DETAILS OF LOCKED-IN SHARES"			
(I)(d)			
Sr.No.	Name of the shareholder	Number of locked-in shares	Locked-in shares as a (%) percentage of total number of shares {i.e., Grand Total (A)+(B)+(C) Indicated in Statement at para (I)(a) above}
			Promoter/Promoter Group/Public
TOTAL :			0

STATEMENT SHOWING DETAILS OF DEPOSITORY RECEIPTS (DRS)			
(II)(a)			
Sr.No.	Type of outstanding DR (ADRs,GDRs,SDRs,etc.)	Number of outstanding DRs	Number of shares underlying outstanding DRs
			Shares underlying outstanding DRs as a percentage of total number of shares {i.e., Grand Total (A)+(B)+(C) indicated in Statement at Para(I)(a) above}
TOTAL :			0

STATEMENT showing Holding of Depository Receipts (DRs), where underlying shares held by "Promoter/Promoter group" are in excess of 1% of the total number shares.			
(III)(b)			
Sr.No.	Name of the DR Holder	Type of outstanding DR (ADRs,GDRs, SDRs,etc.)	Number of shares underlying outstanding DRs
			Shares underlying outstanding DRs as a percentage of total number of shares {i.e., Grand Total (A)+(B)+(C) indicated in Statement at para(I)(a) above}
TOTAL :			0

(III) (a) Statement showing the voting pattern of Shareholders, if more than one class of shares/securities is issued by the issuer : Not Applicable

