


Introductory sub-table (I)(a)

Name of the Company: SHILPI CABLE TECHNOLOGIES LIMITED			
Scrip Code: 533389, Name of the scrip: Shilpi Cable Technologies Ltd, Class of security: Equity			
Quarter ended: 30th September, 2014			
Partly paid-up shares:-	No. of partly paid-up shares	As a % of total no. of partly paid-up shares	As a % of total no. of shares of the company
Held by promoter/promoter group	0	0	0
Held by public	0	0	0
Total	0	0	0
Outstanding convertible securities:-			
	No. of outstanding securities	As a % of total no. of outstanding convertible securities	As a % of total no. of shares of the company, assuming full conversion of the convertible securities
Held by promoter/promoter group	0	0	0
Held by public	0	0	0
Total	0	0	0
Warrants:-			
	No. of warrants	As a % of total no. of warrants	As a % of total no. of shares of the company, assuming full conversion of warrants
Held by promoter/promoter group	0	0	0
Held by public	0	0	0
Total	0	0	0
Total paid-up capital of the company, assuming full conversion of warrants and convertible securities			100

Shilpi Cable Technologies Ltd.
Syama
 Company Secretary


Statement Showing Shareholding Pattern

Category code	Category of Shareholder	Number of Shareholders	Table (I)(a)				Total shareholding as a percentage of total number of shares		Shares Pledged or otherwise encumbered
			Total number of shares	Number of shares held in dematerialized form	As a percentage of (A+B) ¹	As a percentage of (A+B+C)	Number of shares		
			(IV)	(V)	(VI)	(VII)	(VIII)		
(I)	(II)	(III)	(IV)	(V)	(VI)	(VII)	(VIII)	(IX) = (VIII)/(IV)*100	
(A)	Shareholding of Promoter and Indian								
(a)	Individuals/ Hindu Undivided Family								
(b)	Central Government/ State Government(s)	5	72000	72000	0.07	0.07	0	0.00	
(c)	Bodies Corporate	0	0	0	0.00	0.00	0	0.00	
(d)	Financial Institutions/ Banks	2	33500000	33500000	33.96	33.96	20400000	60.90	
(e)	Any Others(Specify)	0	0	0	0.00	0.00	0	0.00	
(e-i)					0.00	0.00		0.00	
(e-ii)					0.00	0.00		0.00	
	Sub Total(A)(I)	7	33572000	33572000	34.04	34.04	20400000	60.76	



Shilpa
Cable Technologies Limited
New Delhi

2	Foreign																
a	Individuals (Non-Residents Individuals/ Foreign Individuals)	0	0	0	0	0	0	0	0	0	0	0.00	0.00	0			0.00
b	Bodies Corporate	0	0	0	0	0	0	0	0	0	0	0.00	0.00	0			0.00
c	Institutions	0	0	0	0	0	0	0	0	0	0	0.00	0.00	0			0.00
d	Qualified Foreign Investor	0	0	0	0	0	0	0	0	0	0	0.00	0.00	0			0.00
e	Any Others(Specify)	0	0	0	0	0	0	0	0	0	0	0.00	0.00	0			0.00
e-i												0.00	0.00				0.00
e-ii																	
	Sub Total(A)(2)	0	0	0	0	0	0	0	0	0	0	0.00	0.00	0			0.00
	Total Shareholding of Promoter and	7	33572000				33572000	34.04			34.04	34.04	34.04	20400000			60.76
(B)	Public shareholding																
I	Institutions																
(a)	Mutual Funds/UTI	0	0	0	0	0	0	0.00	0.00	0	0	0.00	0.00	0			0.00
(b)	Financial Institutions / Banks	1	500				500	0.00	0.00	0	0	0.00	0.00	0			0.00
(c)	Central Government/ State Government(s)	0	0	0	0	0	0	0.00	0.00	0	0	0.00	0.00	0			0.00
(d)	Venture Capital Funds	0	0	0	0	0	0	0.00	0.00	0	0	0.00	0.00	0			0.00
(e)	Insurance Companies	0	0	0	0	0	0	0.00	0.00	0	0	0.00	0.00	0			0.00
(f)	Foreign Institutional Investors	2	13518000				13518000	13.71	13.71	0	0	13.71	13.71	0			0.00
(g)	Foreign Venture Capital Investors	0	0	0	0	0	0	0.00	0.00	0	0	0.00	0.00	0			0.00
(h)	Qualified Foreign Investor	0	0	0	0	0	0	0.00	0.00	0	0	0.00	0.00	0			0.00
(i)	Any Other (specify)	0	0	0	0	0	0	0.00	0.00	0	0	0.00	0.00	0			0.00
	Sub-Total (B)(1)	2	13518500				13518500	13.71		13.71	13.71	13.71	13.71	0			0.00
B 2	Non-institutions																
(a)	Bodies Corporate																
(b)	Individuals	369	10302745				10302745	10.45	10.45	0	0	10.45	10.45	0			0.00




I	Individuals -i. Individual shareholders holding nominal share capital up to Rs 1 lakh	7631	4412858	4410672	4.47	4.47	0	0.00
II	ii. Individual shareholders holding nominal share capital in excess of Rs. 1 lakh.	108	9540873	9512873	9.67	9.67	0	0.00
(c)	Qualified Foreign Investor	0	0	0	0.00	0.00	0	0.00
(d)	Any Other (specify)							
(d-i)	Trusts							
(d-ii)	NRI	1	10434748	10434748	10.58	10.58	0	0.00
(d-iii)	Clearing Members	125	366593	366593	0.37	0.37	0	0.00
(d-iv)	HUF	130	6054707	6054707	6.14	6.14	0	0.00
(d-v)	FOREIGN CORPORATE BODIES	1	10082000	10082000	10.22	10.22	0	0.00
(B)	Sub-Total (B)(2)	8485	51541772	51511586	52.26	52.26	0	0.00
	Total Public Shareholding (B)= (B)(1)+(B)(2)	8488	65060272	65030086	65.96	65.96	0	0.00
	TOTAL (A)+(B)	8495	98632272	98602086	100.00	100.00	20400000	20.68
(C)	Shares held by Custodians and against which Depository Receipts have been issued							
1	Promoter and Promoter Group	0	0	0	0.00	0.00	0	0.00
2	Public	0	0	0	0.00	0.00	0	0
	Sub-Total (C)	0	0	0	N.A	0	0	0
	GRAND TOTAL (A)+(B)+(C)	8495	98632272	98602086	N.A	100.00	20400000	20.68



Shipra Cable

(D)(c)(i) Statement showing holding of securities (including shares, warrants, convertible securities) of persons belonging to the category "Public" and holding more than 1% of the total number of shares


Sr. No.	Name of the shareholder	Number of shares held	Shares as a percentage of total number of shares {i.e., Grand Total (A)+(B)+(C) indicated in Statement at para (D)(a) above}	Details of warrants		Details of convertible securities		Total shares (including underlying shares assuming full conversion of warrants and convertible securities) as a % of diluted share capital
				Number of warrants held	As a % total number of warrants of the same class	Number of convertible securities held	% w.r.t total number of convertible securities of the same class	
1	ANAND GUPTA TRUSTEE OF SCTL SEC TRUST	10634748	10.78	0	0.00	0	0.00	0
2	PARADIGM INDIA INVESTMENT FUND LTD.	10082000	10.22	0	0.00	0	0.00	0
3	HIGHBLUESKY MARKET FUND	8800000	8.92					
4	ASPIRE EMERGING FUND	4718000	4.78					
5	DINESH GUPTA	2929554	2.97	0	0.00	0	0.00	0
6	DINESH GUPTA	2889762	2.93	0	0.00	0	0.00	0
7	RAJESH GUPTA	2754754	2.79	0	0.00	0	0.00	0
8	RAJESH GUPTA	2745026	2.79					
9	JDS FINANCE COMPANY LIMITED	1427608	1.45					
10	GLOBE CAPITAL MARKET LTD (2)	1366590	1.39	0	0.00	0	0.00	0
TOTAL		48348042	49.02	0	0	0	0	0



(I)(b) Statement showing holding of securities (including shares, warrants, convertible securities) of persons belonging to the category "Promoter and Promoter Group"

Sr. No.	Name of the shareholder	Details of Shares held		Encumbered shares (*)			Details of warrants		Details of convertible securities		Total shares (including underlying shares assuming full conversion of warrants and convertible securities) as a % of diluted share capital
		Number of shares held	As a % of grand total (A) +(B) +(C)	No.	As a percentage	As a % of grand total (A)+(B)+(C) of sub-clause (D)(a)	Number of warrants held	As a % total number of warrants of the same class	Number of convertible securities held	As a % total number of convertible securities of the same class	
		(III)	(IV)	(V)	(VI)=(V)/(III)*100	(VII)	(VIII)	(IX)	(X)	(XI)	(XII)
1	SHARDA RANI	14000	0.01	0	0.00	0.00	0	0	0	0	0
2	MANISH GOEL	14000	0.01	0	0.00	0.00	0	0	0	0	0
3	VISHAL GOEL	14000	0.01	0	0.00	0.00	0	0	0	0	0
4	SHILPI GOEL	14000	0.01	0	0.00	0.00	0	0	0	0	0
5	MUKESH GUPTA	16000	0.02	0	0.00	0.00	0	0	0	0	0
6	SHILPI COMMUNICATIO N PVT LTD (2)	33500000	33.96	20400000	60.90	20.68	0	0	0	0	0
TOTAL		33572000	34.04	20400000	60.76	20.68	0	0	0	0	0

(*) The term "encumbrance" has the same meaning as assigned to it in regulation 28(3) of the SAST Regulations, 2011



(I)(c)(ii) Statement showing holding of securities (including shares, warrants, convertible securities) of persons (together with PAC) belonging to the category "Public" and holding more than 5% of the total number of shares of the company

Sr. No.	Name(s) of the shareholder(s) and the Persons Acting in Concert (PAC) with them	Number of shares	Shares as a percentage of total number of shares {i.e., Grand Total (A)+(B)+(C) indicated in Statement at para (I)(a) above}	Details of warrants		Details of convertible securities		Total shares (including underlying shares assuming full conversion of warrants and convertible securities) as a % of diluted share capital
				Number of warrants	As a % total number of warrants of the same class	Number of convertible securities held	% w.r.t total number of convertible securities of the same class	
1	ANAND GUPTA TRUSTEE OF SCTL SEC TRUST	10634748	10.78					
2	PARADIGM INDIA INVESTMENT FUND LTD	10082000	10.22					
3	HIGHBLUESKY EMERGING MARKET FUND	8800000	8.92					
TOTAL		29516748	29.92	0	0	0	0	0



Shilpa Mehta

(I)(d) Statement showing details of locked-in shares

Sr. No.	Name of the shareholder	Number of locked-in shares	Locked-in shares as a percentage of total number of shares {i.e., Grand Total (A)+(B)+(C) indicated in Statement at para (I)(a) above}	PROMOTER/PROMOTER GROUP/PUBLIC
1	HIGHBLUESKY EMERGING MARKET FUND	8800000	8.92	PUBLIC
2	ASPIRE EMERGING FUND	4718000	4.78	PUBLIC
3	PARADIGM INDIA INVESTMENT FUND LTD	10082000	10.22	PUBLIC
TOTAL		23600000	23.93	



(II)(a) Statement showing details of Depository Receipts (DRs)

Sr. No.	Type of outstanding DR (ADRs, GDRs, SDRs, etc.)	Number of outstanding DRs	Number of shares underlying outstanding DRs	Shares underlying outstanding DRs as a percentage of total number of shares {i.e., Grand Total (A)+(B)+(C) indicated in Statement at para (I)(a) above}
1	NOT APPLICABLES	N.A	N.A	0.00
TOTAL		0	0	0.00

(II)(b) Statement showing holding of Depository Receipts (DRs), where underlying shares held by "promoter/promoter group" are in excess of 1% of the total number of shares

Sr. No.	Name of the DR Holder	Type of outstanding DR (ADRs, GDRs, SDRs, etc.)	Number of shares underlying outstanding DRs	Shares underlying outstanding DRs as a percentage of total number of shares {i.e., Grand Total (A)+(B)+(C) indicated in Statement at para (I)(a) above}
1	NOT APPLICABLE	N.A	N.A	0.00
TOTAL			0	0.00

