


Introductory sub-table (I)(a)

Name of the Company: SHEETAL DIAMONDS LIMITED			
Scrip Code, Name of the scrip, class of security: 530525			
Quarter ended: 30th September, 2014			
Partly paid-up shares:-		As a % of total no. of partly paid-up shares	As a % of total no. of shares of the company
Held by promoter/promoter group	0	0.00	0
Held by public	0	0	0
Total - D	0	0	0
Outstanding convertible securities:-		As a % of total no. of outstanding convertible securities	As a % of total no. of shares of the company, assuming full conversion of the convertible securities
Held by promoter/promoter group	0	0	0
Held by public	0	0	0
Total - E	0	0	0
Warrants:-		As a % of total no. of warrants	As a % of total no. of shares of the company, assuming full conversion of warrants
Held by promoter/promoter group	0	0	0
Held by public	0	0	0
Total - F	0	0	0
Total paid-up capital of the company, assuming full conversion of warrants and convertible securities 5000000			

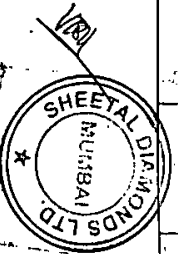


Statement Showing Shareholding Pattern

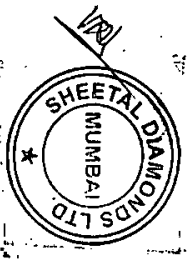
Category of Shareholder	Table (I)(a)					Total shareholding as a percentage of total number of shares	As a percentage of (A+B) ¹ of (A+B+C)	Number of shares	As a percentage of (VIII)/(V)*100
	Number of Shares	Total number of shares	Number of shares held in dematerialized form	As a percentage of (A+B) ¹ of (A+B+C)	Number of shares				
(I) Shareholding of Promoter and Indian	(III)	(IV)	(V)	(VI)	(VII)	(VIII)	(IX)=(VIII)/(V)*100		
(a) Individuals/ Hindu Undivided Family					0.00	0	0.00		
(b) Central Government/ State Government(s)	0	0	0	0	0.00	0	0.00		
(c) Bodies Corporate	0	0	0	0	0.00	0	0.00		
(d) Financial Institutions/ Banks	0	0	0	0	0.00	0	0.00		
(e-i) Any Others(Specific)	0	0	0	0	0.00	0	0.00		
(e-i) Directors	1	171000	171000	171000	3.42	0	0.00		
(e-ii) Director Relatives	6	673000	673000	673000	13.46	0	0.00		
(e-iii) Person Acting in Concern	0	0	0	0	0.00	0	0.00		
Sub Total(A)(I)	7	844000	844000	844000	16.88	0	0.00		
2 Foreign									
a Individuals (Non-Residents Individuals/ Foreign Individuals)	0	0	0	0	0.00	0	0.00		
b Bodies Corporate	0	0	0	0	0.00	0	0.00		
c Institutions	0	0	0	0	0.00	0	0.00		
d Any Others(Specific)	0	0	0	0	0.00	0	0.00		
d-i	0	0	0	0	0.00	0	0.00		
d-ii	0	0	0	0	0.00	0	0.00		
Sub Total(A)(2)	0	0	0	0	0.00	0	0.00		
Total Shareholding of Promoter and	7	844000	844000	844000	16.88	0	0.00		



(B)	Public shareholding																			
1	Institutions																			
(a)	Mutual Funds/ UTI	1	31400	0	0.63	0.63														
(b)	Financial Institutions/ Banks	1	200	0	0.00	0.00														
(c)	Central Government/ State Government(s)	0	0	0	0.00	0.00														
(d)	Venture Capital Funds	0	0	0	0.00	0.00														
(e)	Insurance Companies	0	0	0	0.00	0.00														
(f)	Foreign Institutional Investors	0	0	0	0.00	0.00														
(g)	Foreign Venture Capital Investors	0	0	0	0.00	0.00														
(h)	Any Other (specify)	0	0	0	0.00	0.00														
(h-1)	Sub-Total (B)(1)	2	31600	0	0.63	0.63														
B 2	Non-institutions																			
(a)	Bodies Corporate	33	311687	310087	6.23	6.23														
(b)	Individuals	0	0	0	0.00	0.00														
I	Individuals - i. Individual shareholders holding nominal share capital up to Rs 1 lakh	1413	1041964	520764	20.84	20.84														
II	ii. Individual shareholders holding nominal share capital in excess of Rs. 1 lakh.	42	2252852	1980152	45.06	45.06														
(c)	Any Other (specify)	0	0	0	0.00	0.00														
(c-i)	NRI (Repat & Non Repat)	39	102110	15010	2.04	2.04														
(c-ii)	OCBs	1	26500	0	0.53	0.53														
(c-iii)	Trust	0	0	0	0.00	0.00														
(c-iv)	Hindu Undivided Family	11	388887	388887	7.78	7.78														
(c-v)	Employee	0	0	0	0.00	0.00														
(c-vi)	Clearing Members	1	400	400	0.01	0.01														
	Sub-Total (B)(2)	1540	4124400	3215300	82.49	82.49														
(B)	Total Public Shareholding (B)= (B)(1)+(B)(2)	1542	4156000	3215300	83.12	83.12														
(C)	TOTAL (A)+(B) Shares held by Custodians and against which Depository Receipts have been issued	1549	5000000	4059300	100.00	100.00														
1	Promoter and Promoter Group	0	0	0	0.00	0.00														
2	Public	0	0	0	0.00	0.00														
	Sub-Total (C)	0	0	0	0.00	0.00														
	GRAND TOTAL (A)+(B)+(C)	1549	5000000	4059300	100.00	100.00														




Sr.No.	Notes
1	
2	
3	
4	
5	
6	
7	
8	
9	
10	
11	
12	
13	
14	
15	
16	



(1)(b) Statement showing holding of securities (including shares, warrants, convertible securities) of persons belonging to the category "Promoter and Promoter Group"

Sr. No.	Name of the shareholder	Details of Shares held			Encumbered shares (*)			Details of warrants			Details of convertible securities		Total shares (including underlying shares assuming full conversion of warrants and convertible securities) as a % of diluted share capital
		Number of shares held	As a % of grand total (A)+(B)+(C)	No.	As a percentage (VI)=(V)/(III)*100	As a % of grand total (A)+(B)+(C) of sub-clause (I)(a)	Number of warrants held	As a % of total number of warrants of the same class	Number of convertible securities held	As a % of total number of convertible securities of the same class			
(i)	(ii)	(iii)	(iv)	(v)	(vi)=(v)/(iii)*100	(vii)	(viii)	(ix)	(x)	(xi)	(xii)		
1	VINOD T SHAH	171000	3.42	0	0.00	0.00	0	0	0	0	0		
2	VINOD TRIKAMLAL SHAH	146900	2.94	0	0.00	0.00	0	0	0	0	0		
3	BINAL MITESH DOSHI	110000	2.20	0	0.00	0.00	0	0	0	0	0		
4	SHEETAL V SHAH	106100	2.12	0	0.00	0.00	0	0	0	0	0		
5	SUREKHA V SHAH	104600	2.09	0	0.00	0.00	0	0	0	0	0		
6	BHAVITA GAURAV VORA	104600	2.09	0	0.00	0.00	0	0	0	0	0		
7	RIMESH V SHAH	100800	2.02	0	0.00	0.00	0	0	0	0	0		
TOTAL		844000	16.88	0	0.00	0.00	0	0	0	0	0		

(*) The term "encumbrance" has the same meaning as assigned to it in regulation 28(3) of the SAST Regulations, 2011



(1)(c)(i) Statement showing holding of securities (including shares, warrants, convertible securities) of persons belonging to the category "Public" and holding more than 1% of the total number of shares

Sr. No.	Name of the shareholder	Number of shares held	Shares as a percentage of total number of shares i.e., Grand Total (A)+(B)+(C) indicated in Statement at para (1)(a) above}	Details of warrants		Details of convertible securities		Total shares (including underlying shares assuming full conversion of warrants and convertible securities) as a % of diluted share capital
				Number of warrants held	As a % total number of warrants of the same class	Number of convertible securities held	% w.r.t total number of convertible securities of the same class	
1	KAMLESH B MEHTA	220000	4.40	0	0	0	0	4.4
2	PAULOMI MAYYANK KOTHARI	185000	3.70	0	0	0	0	
3	TRIJAL INDUSTRIES LTD.	179400	3.59	0	0	0	0	
4	V P KOTHARI	159042	3.18	0	0	0	0	
5	RANJANBEN VASANTBHAI KOTHARI	158965	3.18	0	0	0	0	
6	MAYANK VASANT KOTHARI	151998	3.04	0	0	0	0	
7	RAJESH MEHTA	146000	2.92	0	0	0	0	
8	BHAVESH R TALSANIA	137800	2.76	0	0	0	0	
9	VASANTLAL P KOTHARI	115300	2.31	0	0	0	0	
10	KETKI MEHTA	114200	2.28	0	0	0	0	
11	PINKALKUMAR HARISHKUMAR SHAH	88358	1.77	0	0	0	0	
12	NITA P SHAH	78292	1.57	0	0	0	0	
13	RAMESH D BULCHANDANI	87300	1.75	0	0	0	0	
14	KAMLESH BIHARILAL MEHTA	173710	3.47	0	0	0	0	
15	MADHUKAR B BHAMRE	54000	1.08	0	0	0	0	
16	SHOBHNA MAHENDRA SHAH	50500	1.01	0	0	0	0	
17	PARAG MAHENDRA SHAH	50000	1.00	0	0	0	0	
18	MAHENDRA C SHAH	50000	1.00	0	0	0	0	
TOTAL		2199865	44.00	0	0	0	0	0



(1)(c)(ii) Statement showing holding of securities (including shares, warrants, convertible securities) of persons (together with PAC) belonging to the category "Public" and holding more than 5% of the total number of shares of the company

Sr. No.	Name(s) of the shareholder(s) and the Persons Acting in Concert (PAC) with them	Number of shares	Shares as a percentage of total number of shares f.e., Grand Total (A)+(B)+(C) indicated in Statement at para (1)(a) above}	Details of warrants		Details of convertible securities		Total shares (including underlying shares assuming full conversion of warrants and convertible securities) as a % of diluted share capital
				Number of warrants	As a % total number of warrants of the same class	Number of convertible securities held	% w.r.t total number of convertible securities of the same class	
			0.00	0	0	0	0	
			0.00	0	0	0	0	
			0.00	0	0	0	0	
TOTAL		0	0.00	0	0	0	0	0



(II)(a) Statement showing details of Depository Receipts (DRs)

Sr. No.	Type of outstanding DR (ADRs, GDRs, SDRs, etc.)	Number of outstanding DRs	Number of shares underlying outstanding DRs	Shares underlying outstanding DRs as a percentage of total number of shares {i.e., Grand Total (A)+(B)+(C) indicated in Statement at para (I)(a) above}
1	Nil	0	0	0.00
TOTAL		0	0	0.00



(11)(b) Statement showing holding of Depository Receipts (DRs), where underlying shares held by "promoter/promoter group" are in excess of 1% of the total number of shares

Sr. No.	Name of the DR Holder	Type of outstanding DR (ADRs, GDRs, SDRs, etc.)	Number of shares underlying outstanding DRs	Shares underlying outstanding DRs as a percentage of total number of shares {i.e., Grand Total (A)+(B)+(C) indicated in Statement at para (1)(a) above}
1	NIL	0	0	0.00
2				0.00
3				0.00
4				0.00
5				0.00
6				0.00
7				0.00
8				0.00
9				0.00
TOTAL			0	0.00

