

SHALIMAR WIRES INDUSTRIES LTD.

Scrip Code : 532455 Class of Security : Equity  
 Quarter ended: 30/06/2014

Partly paid-up shares:-	No of partly paid-up shares	As a % of Total No of partly paid-up shares	As a % of Total No of shares of the company
Held by promoter/promoter group	Nil	Nil	Nil
Held by public	Nil	Nil	Nil
Total	Nil	Nil	Nil

Outstanding convertible securities:-	No of Outstanding securities	As a % of Total No of outstanding convertible securities	As a % of Total No of shares of the company, assuming full conversion of the convertible securities
Held by promoter/promoter group	Nil	Nil	Nil
Held by public	Nil	Nil	Nil
Total	Nil	Nil	Nil

Warrants:-	No of warrants	As a % of Total No of warrants	As a % of Total No of shares of the company, assuming full conversion of warrants
Held by promoter/promoter group	Nil	Nil	Nil
Held by public	Nil	Nil	Nil
Total	Nil	Nil	Nil

Total paid-up capital of the company, assuming full conversion of warrants and convertible securities 37605123 Shares of Rs.2/- each



#	Folio/CIId/DpId	Name of the Shareholder	No of locked-in Shares	Locked-in shares as a % of total No of shares (i.e., Grand Total (A)+(B)+(C) indicated in Statement at para (I)(a) above}	Promoter/Promoter Group/Public
1	16174194/IN301549	SUNITA KHAITAN	10000000	26.5921	Promoter/Promoter Group
2	37667689/IN302679	VEDANT KHAITAN	1000000	2.6592	Promoter/Promoter Group
3	16329821/IN301549	RELIANCE SHEET WORKS PVT LTD	7000000	18.6145	Promoter/Promoter Group
4	16170116/IN301549	AMIT COMMERCIAL CO LTD	7000000	18.6145	Promoter/Promoter Group
Total :			25000000	66.4803	



ALIMAR WIRES INDUSTRIES LTD.

(a) Statement showing details of Depository Receipts (DRs) as on 30/06/2014

# Type of Outstanding DR (ADRs, GDRs, SDRs, etc.)	No of outstanding DRs	No of Shares Underlying Outstanding DRs	Shares underlying outstanding DRs as a % of total Shares (i.e., Grand Total (A)+(B)+(C) indicated in Statement at para (I)(a) above)	No of
---	-----------------------	---	--	-------

--- Nil ---



SHALIMAR WIRES INDUSTRIES LTD.

(b) Statement showing holding of Depository Receipts (DRs), where underlying shares held by promoter/promoter group in excess of 1% of the total no of shares as on 30/06/2014

# Name of the DR Holder	Type of Outstanding DR (ADRs, GDRs, SDRs, etc.)	No of Shares Underlying Outstanding DRs	Shares underlying outstanding DRs as a % of total No of Shares (i.e., Grand Total (A)+(B)+(C) indicated in Statement at para (I)(a) above)
-------------------------	---	---	--

--- Nil ---



SHALIMAR WIRES INDUSTRIES LTD.  
Physical / NSDL / CDSL Summary Report as on 30/06/2014

	Holdings	Shares	% age
Physical :	10445	6490752	17.2603
NSDL :	3100	30583593	81.3283
CDSL :	1077	530778	1.4115
	14622	37605123	100.0000



---

**8. Public Shareholding**

- No of Shares : 9781141  
- % of shareholding : 26.0101

---

**9. Promoters and Promoter Group Shareholding**  
**) Pledged/Encumbered**

- No of Shares : 2823374  
- % of shares : 10.1473  
(as a % of the total shareholding  
of promoter and promoter group)  
- % of shares : 7.5080  
(as a % of the total share capital  
of the company)

**) Non-encumbered**

- No of Shares : 25000608  
- % of shares : 89.8527  
(as a % of the total shareholding  
of promoter and promoter group)  
- % of shares : 66.4819  
(as a % of the total share capital  
of the company)

---



**LIMAR WIRES INDUSTRIES LTD.**

Code : 532455 Name of the Scrip : [CSE] Class of Security : Equity Face Value : Rs. 2/-  
 ) Statement showing Shareholding Pattern Quarter ended: 30/06/2014

Category of Shareholder (II)	No of Share-holders (III)	Total No of Shares (IV)	No of Shares held in Demat Form (V)	Total shareholding as a % of Tot Shrs		Shares pledged or otherwise encumbered	
				As a % of ( A + B ) (VI)	As a % of ( A+B+C ) (VII)	Shares (VIII)	As a % (IX)=(VII)/(IV)*100
<b>Promoter and Promoter Group</b>							
<b>Indian</b>							
a. Individuals/Hindu Undivided Family	11	12696169	12696169	33.7618	33.7618	1695561	13.354
b. Central/State Government(s)							
c. Bodies Corporate	7	15127813	15127813	40.2281	40.2281	1127813	7.455
d. Financial Institutions/Banks							
e. Any Other							
Sub Total (A1)	18	27823982	27823982	73.9899	73.9899	2823374	10.147
<b>Foreign</b>							
a. Individuals (NRI/Foreign Individuals)							
b. Bodies Corporate							
c. Institutions							
d. Qualified Foreign Investor							
e. Any other							
Sub Total (A2)							
Total Shareholding of Promoter and Promoter Group A=(A)(1)+(A)(2)	18	27823982	27823982	73.9899	73.9899	2823374	10.147
<b>Public Shareholding</b>							
<b>Institutions</b>							
a. Mutual Funds/UTI	8	679		.0018	.0018		
b. Financial Institutions/Banks	13	13165	400	.035	.035		
c. Central/State Government(s)							
d. Venture Capital Funds							
e. Insurance Companies	3	763576	763576	2.0305	2.0305		
f. Foreign Institutional Investors							
g. Foreign Venture Capital Investors							
h. Qualified Foreign Investor							
i. Any Other							
Sub Total (B1)	24	777420	763976	2.0613	2.0613		
<b>Non-Institutions</b>							
a. Bodies Corporate	152	7060560	1095539	18.7755	18.7755		
b. Individuals holding							
i. Nominal Share Capital up to Rs.1 Lakh	14400	1755038	1242987	4.667	4.667		
ii. Nominal Share Capital in excess of Rs.1 Lakh	2	176336	176336	.4689	.4689		
c. Qualified Foreign Investor							
d. Any Other							
Foreign Company	1	27		.0001	.0001		
Clearing Member	6	866	866	.0023	.0023		
Non Resident Individual	19	10894	10685	.029	.029		
Sub Total (B2)	14580	9003721	2526413	23.9428	23.9428		
Total Public Shareholding B=(B)(1)+(B)(2)	14604	9781141	3290389	26.0101	26.0101		
Total (A)+(B)	14622	37605123	31114371	100.0000	100.0000		



**SHALIMAR WIRES INDUSTRIES LTD.**

ISIN Code : 532455 Class of Security : Equity Face Value : Rs. 2/-  
 (a) Statement showing Shareholding Pattern Quarter ended: 30/06/2014

Category Code (I)	Category of Shareholder (II)	No of Share- holders (III)	Total No of Shares (IV)	No of Shares held in Demat Form (V)	Total shareholding as a % of Tot Shrs		Shares pledged or otherwise encumbered		
					As a % of ( A + B ) (VI)	As a % of ( A+B+C ) (VII)	Shares (VIII)	As a (IX)=(VII) /(IV)*100	
Shares held by Custodian & against which Depository Receipts have been issued									
	1. Promoter and Promoter Group	Nil	Nil	Nil		Nil			
	2. Public	Nil	Nil	Nil		Nil			
	<b>Grand Total (A)+(B)+(C)</b>	<b>14622</b>	<b>37605123</b>	<b>31114371</b>		<b>100.0000</b>	<b>2823374</b>	<b>7.50</b>	





SHALIMAR WIRES INDUSTRIES LTD.

b) Statement showing holding of securities (including shares, warrants, convertible securities) of persons belonging to the category

Promoter and Promoter Group


Quarter ended 30/06/2014

Page # 1

Indian

(Individuals/Hindu Undivided Family)

No	Details of Shares held			Encumbered shares		Details of warrants		Details of convertible securities		Total Shares (including underlying shares amounting full conversion of warrants and convertible securities) as of diluted share capital
	No of Shares held	As a % of Grand Total (A)+(B)+(C)	No.	As a % (VI)= (V)/(III)*100	As a % of Grand Total (A)+(B)+(C) of sub clause (I)(a) (VII)	No of Warrants held	As a % of total no of warrants of the same class (IX)	No of convertible securities held	As a % of total no of convertible securities of the same class (XI)	
(II)	(III)	(IV)	(V)	(VI)= (V)/(III)*100	(VII)	(VIII)	(IX)	(X)	(XI)	(XII)
SUNITA KHAITAN	10118900	26.9083	118900	1.1750	.3162	Nil	Nil	Nil	Nil	26.9083
VEDANT KHAITAN	1000408	2.6603	Nil	Nil	Nil	Nil	Nil	Nil	Nil	2.6603
UMAESH KUMAR KHAITAN	306074	.8139	306074	100.0000	.8139	Nil	Nil	Nil	Nil	.8139
SUNIL KUMAR KHAITAN	274662	.7304	274662	99.9272	.7299	Nil	Nil	Nil	Nil	.7304
SUDHIR KUMAR KHAITAN	274461	.7298	274461	100.0000	.7298	Nil	Nil	Nil	Nil	.7298
ANIL KUMAR KHAITAN	233450	.6208	233450	100.0000	.6208	Nil	Nil	Nil	Nil	.6208
SARITA KHAITAN	159915	.4252	159915	100.0000	.4252	Nil	Nil	Nil	Nil	.4252
RASHMI KHAITAN	118640	.3155	118640	100.0000	.3155	Nil	Nil	Nil	Nil	.3155
SITA DEVI KHAITAN	88512	.2354	88512	100.0000	.2354	Nil	Nil	Nil	Nil	.2354
SASHI PRABHA KHAITAN	67193	.1787	67193	100.0000	.1787	Nil	Nil	Nil	Nil	.1787
KAVITA KHAITAN	53954	.1435	53954	100.0000	.1435	Nil	Nil	Nil	Nil	.1435
<b>Total :</b>	<b>12696169</b>	<b>33.7618</b>	<b>1695561</b>	<b>13.3549</b>	<b>4.5089</b>	<b>Nil</b>	<b>Nil</b>	<b>Nil</b>	<b>Nil</b>	<b>33.7618</b>



SHALIMAR WIRES INDUSTRIES LTD.

(I)(b) Statement showing holding of securities (including shares, warrants, convertible securities) of persons belonging to the category 'Promoter and Promoter Group'


Quarter ended 30/06/2014

Page # 1

1. Indian


c. Bodies Corporate

		Details of Shares held			Encumbered shares		Details of warrants		Details of convertible securities		Total Shares (including underlying shares and convertible securities) as of diluted share capital
(I)	(II)	(III)	(IV)	(V)	(VI)= (V)/ (III)*100	(VII)	(VIII)	(IX)	(X)	(XI)	(XII)
Sr No	Name of the Shareholder	No of Shares held	As a % of Grand Total (A)+(B)+(C)	No.	As a % of Grand Total (A)+(B)+(C) of sub clause (I)(a)	As a % of Grand Total (A)+(B)+(C) of sub clause (I)(a)	No of Warrants held	As a % of total no of warrants of the same class	No of convertible securities held	As a % of total no of convertible securities of the same class	
1	RELIANCE SHEET WORKS PVT LTD	7251481	19.2832	251481	3.4680	.6687	Nil	Nil	Nil	Nil	19.2832
2	AMIT COMMERCIAL CO LTD	7230132	19.2265	230132	3.1830	.612	Nil	Nil	Nil	Nil	19.2265
3	SUMANGLA INVESMENT COMPANY LTD	280992	.7472	280992	100.0000	.7472	Nil	Nil	Nil	Nil	.7472
4	ESQUIRE ENGINEERING LTD	161547	.4296	161547	100.0000	.4296	Nil	Nil	Nil	Nil	.4296
5	SHALIMAR HOLDINGS LTD	112343	.2987	112343	100.0000	.2987	Nil	Nil	Nil	Nil	.2987
6	SAM TUL INVESTMENTS LTD	87328	.2322	87328	100.0000	.2322	Nil	Nil	Nil	Nil	.2322
7	AGRO CHEMICALS AND FERTILIZERS LTD	3990	.0106	3990	100.0000	.0106	Nil	Nil	Nil	Nil	.0106
Total :		15127813	40.2281	1127813	7.4552	2.9991	Nil	Nil	Nil	Nil	40.2281



(I)(c)(i) Statement showing holding of securities (including shares, warrants, convertible securities) of persons belonging to the category 'Public' and holding more than 1% of the total no of shares

Sr No	Name of the Shareholder	No of Shares held	Details of warrants		Details of convertible securities		Total shares (including underlying shares assuming full conversion of warrants and convertible securities) as a % of diluted share capital	
			Shares as a % of total no of shares {i.e., Grand Total (A)+(B)+(C) indicated in Statement at para (I) (a) above}	No of Warrants held	As a % of total no of Warrants of the same class	No of convertible securities held		% w.r.t total no of convertible securities of the same class
1	ASSET RECONSTRUCTION COMPANY (INDIA) LIMITED	5950000	15.8223	Nil	Nil	Nil	Nil	15.8223
2	LIFE INSURANCE CORPORATION OF INDIA	671950	1.7869	Nil	Nil	Nil	Nil	1.7869
	Total	6621950	17.6092	Nil	Nil	Nil	Nil	17.6092



(ii) Statement showing holding of securities (including shares, warrants, convertible securities) of persons other with PAC) belonging to the category 'Public' and holding more than 5% of the total no of shares of the company

Name(s) of the Shareholder(s) and the Persons Acting in Concert (PAC) with them	No of Shares	Details of warrants		Details of convertible securities			Total shares (including underlying shares assuming full conversion of warrants and convertible securities) as a % of diluted share capital
		Shares as a % of total no of shares {i.e., Grand Total (A)+(B)+(C) indicated in Statement at para (I) (a) above}	No of Warrants	As a % of total no of Warrants of the same class	No of convertible securities held	% w.r.t total no of convertible securities of the same class	
ASSET RECONSTRUCTION COMPANY (INDIA) LIMITED	5950000	15.8223	Nil	Nil	Nil	Nil	15.8223
Total	5950000	15.8223	Nil	Nil	Nil	Nil	15.8223



(ii) Statement showing holding of securities (including shares, warrants, convertible securities) of persons other with PAC) belonging to the category 'Public' and holding more than 5% of the total no of shares of the company

Name(s) of the Shareholder(s) and the Persons Acting in Concert (PAC) with them	No of Shares	Details of warrants		Details of convertible securities			Total shares (including underlying shares assuming full conversion of warrants and convertible securities) as a % of diluted share capital
		Shares as a % of total no of shares {i.e., Grand Total (A)+(B)+(C) indicated in Statement at para (I) (a) above}	No of Warrants	As a % of total no of Warrants of the same class	No of convertible securities held	% w.r.t total no of convertible securities of the same class	
ASSET RECONSTRUCTION COMPANY (INDIA) LIMITED	5950000	15.8223	Nil	Nil	Nil	Nil	15.8223
Total	5950000	15.8223	Nil	Nil	Nil	Nil	15.8223

