


| Category Code | Shareholding of Shareholders   | Number of Shareholders | Total No of Shares | Number of Shares held in dematerialized form | Total shareholding as a Percentage of total number of shares |                                  | Number of Shares | Shares Fledged or encumbered | As a percentage (IX)=(VIII)/(V)*100 (X) |
|---------------|--|------------------------|--------------------|--|--|----------------------------------|------------------|------------------------------|---|
|               |  |                        |                    |  | As a percentage of (A+B) (VI)                                | As a percentage of (A+B+C) (VII) |                  |                              |   |
| (I)           | (II)   | (III)                  | (IV)               | (V)  | (VI)   | (VII)                            | (VIII)           | (IX)                         | (X)                                     |
| (A)           | Shareholding of Promoter and Promoter Group                                      |                        |                    |  |  |                                  |                  |                              |   |
| (1)           | Indian   | 4                      | 11114495           | 11114495                                     | 1.33   | 1.33                             | 0                | 0.00                         | 0.00                                    |
| (a)           | Individuals / Hindu undivided Family   | 0                      | 0                  | 0  | 0.00   | 0.00                             | 0                | 0.00                         | 0.00                                    |
| (b)           | Central Government / State Governments   | 0                      | 0                  | 0  | 0.00   | 0.00                             | 0                | 0.00                         | 0.00                                    |
| (c)           | Bodies Corporate   | 3                      | 15830374           | 15830374                                     | 16.08  | 16.08                            | 0                | 0.00                         | 0.00                                    |
| (d)           | Financial Institutions / Banks   | 0                      | 0                  | 0  | 0.00   | 0.00                             | 0                | 0.00                         | 0.00                                    |
| (e)           | Any other (specify)  | 0                      | 0                  | 0  | 0.00   | 0.00                             | 0                | 0.00                         | 0.00                                    |
|               | Sub-Total (A) [1]  | 9                      | 169417519          | 169417519                                    | 17.21  | 17.21                            | 0                | 0.00                         | 0.00                                    |
| (2)           | Foreign  | 0                      | 0                  | 0  | 0.00   | 0.00                             | 0                | 0.00                         | 0.00                                    |
| (a)           | Individuals (Non-resident) / Individuals / Foreign (Individuals)                 | 0                      | 0                  | 0  | 0.00   | 0.00                             | 0                | 0.00                         | 0.00                                    |
| (b)           | Bodies Corporate   | 0                      | 0                  | 0  | 0.00   | 0.00                             | 0                | 0.00                         | 0.00                                    |
| (c)           | Institutions   | 0                      | 0                  | 0  | 0.00   | 0.00                             | 0                | 0.00                         | 0.00                                    |
| (d)           | Any other (specify)  | 0                      | 0                  | 0  | 0.00   | 0.00                             | 0                | 0.00                         | 0.00                                    |
|               | Sub-Total (A) [2]  | 0                      | 0                  | 0  | 0.00   | 0.00                             | 0                | 0.00                         | 0.00                                    |
|               | Total Shareholding of Promoter and Promoter Group                                | 9                      | 169417519          | 169417519                                    | 17.21  | 17.21                            | 0                | 0.00                         | 0.00                                    |
| (B)           | Public shareholding  |                        |                    |  |  |                                  |                  |                              |   |
| (1)           | Institutions   | 0                      | 0                  | 0  | 0.00   | 0.00                             | N.A.             | N.A.                         | N.A.                                    |
| (a)           | Mutual Funds / UTI   | 0                      | 0                  | 0  | 0.00   | 0.00                             | N.A.             | N.A.                         | N.A.                                    |
| (b)           | Financial Institutions / Banks   | 0                      | 0                  | 0  | 0.00   | 0.00                             | N.A.             | N.A.                         | N.A.                                    |
| (c)           | Central Government / State Governments   | 0                      | 0                  | 0  | 0.00   | 0.00                             | N.A.             | N.A.                         | N.A.                                    |
| (d)           | Venture Capital Funds  | 0                      | 0                  | 0  | 0.00   | 0.00                             | N.A.             | N.A.                         | N.A.                                    |
| (e)           | Insurance Companies  | 0                      | 0                  | 0  | 0.00   | 0.00                             | N.A.             | N.A.                         | N.A.                                    |
| (f)           | Foreign Institutional Investors  | 0                      | 0                  | 0  | 0.00   | 0.00                             | N.A.             | N.A.                         | N.A.                                    |
| (g)           | Foreign Venture Capital Investors  | 0                      | 0                  | 0  | 0.00   | 0.00                             | N.A.             | N.A.                         | N.A.                                    |
| (h)           | Any other (specify)  | 0                      | 0                  | 0  | 0.00   | 0.00                             | N.A.             | N.A.                         | N.A.                                    |
|               | Sub-Total (B) [1]  | 0                      | 0                  | 0  | 0.00   | 0.00                             | N.A.             | N.A.                         | N.A.                                    |
| (2)           | Non-institutions   | 230                    | 457061799          | 457061799                                    | 46.43  | 46.43                            | N.A.             | N.A.                         | N.A.                                    |
| (a)           | Bodies Corporate   | 4023                   | 13831478           | 13368515                                     | 1.41   | 1.41                             | N.A.             | N.A.                         | N.A.                                    |
| (b)           | Individuals  | 335                    | 341689688          | 340498668                                    | 34.71  | 34.71                            | N.A.             | N.A.                         | N.A.                                    |
|               | i. Individual shareholders holding nominal share capital up to Rs. 1 Lakh.       |                        |                    |  |  |                                  |                  |                              |   |
|               | ii. Individual shareholders holding nominal share capital excess of Rs. 1 Lakh.  |                        |                    |  |  |                                  |                  |                              |   |
| (c)           | Any other (Clearing Member)  | 50                     | 2159677            | 2159677                                      | 0.22   | 0.22                             | N.A.             | N.A.                         | N.A.                                    |
| (d)           | NRLS   | 13                     | 160272             | 160272                                       | 0.02   | 0.02                             | N.A.             | N.A.                         | N.A.                                    |
|               | Sub-Total (B) [2]  | 4651                   | 814992504          | 813195841                                    | 82.79  | 82.79                            | N.A.             | N.A.                         | N.A.                                    |
|               | Total Public shareholding  | 4651                   | 814992504          | 813195841                                    | 82.79  | 82.79                            | N.A.             | N.A.                         | N.A.                                    |
|               | [B] = [B] [1] + [B] [2]  | 4651                   | 814992504          | 813195841                                    | 100.00   | 100.00                           | N.A.             | N.A.                         | N.A.                                    |
| (C)           | TOTAL (A) + (B)  | 0                      | 0                  | 0  | 0.00   | 0.00                             | 0                | 0.00                         | 0.00                                    |
|               | Shares held by Custodians and against which Depository receipts have been issued | 0                      | 0                  | 0  | 0.00   | 0.00                             | 0                | 0.00                         | 0.00                                    |
|               | 1. Promoter  | 1                      | 7990               | 7990   | 0.00   | 0.00                             | 0                | 0.00                         | 0.00                                    |
|               | 2. Public  | 4651                   | 984328113          | 982523139                                    | 100.00   | 100.00                           | 0                | 0.00                         | 0.00                                    |
|               | GRAND TOTAL (A) + (B) + (C)  | 4651                   | 984328113          | 982523139                                    | 100.00   | 100.00                           | 0                | 0.00                         | 0.00                                    |
| Sl. No.       | NOTES  |                        |                    |  |  |                                  |                  |                              |   |



Introductory Sub-table (1) (a)

|   |                               |   |  |  |
|---|-------------------------------|---|--|--|
| Name of the Company :   |                               | SHALIMAR PRODUCTIONS LIMITED                              |  |  |
| Scrip Code, Name of the Scrip, Class of Security :  |                               | 512499  |  |  |
| Quarter Ended :   |                               | JUNE 2014   |  |  |
| <b>Partly paid-up shares</b>  |                               |   |  |  |
|   | No. of partly paid-up shares  | As a % of total no. of partly paid-up shares              | As a % of total no. of shares of the Company   |  |
| Held by promoter/promoter group   | 0                             | 0   | 0  |  |
| Held by public  | 0                             | 0   | 0  |  |
| <b>Total - D</b>  | <b>0</b>                      | <b>0</b>  | <b>0</b>   |  |
| <b>Outstanding convertible securities</b>   |                               |   |  |  |
|   | No. of outstanding securities | As a % of total no. of outstanding convertible securities | As a % of total no. of shares of the Company, assuming full conversion of the convertible securities |  |
| Held by promoter/promoter group   | 0                             | 0   | 0  |  |
| Held by public  | 0                             | 0   | 0  |  |
| <b>Total - E</b>  | <b>0</b>                      | <b>0</b>  | <b>0</b>   |  |
| <b>Warrants</b>   |                               |   |  |  |
|   | No. of warrants               | As a % of total no. of warrants                           | As a % of total no. of shares of the Company, assuming full conversion of warrants                   |  |
| Held by promoter/promoter group   | 0                             | 0   | 0  |  |
| Held by public  | 0                             | 0   | 0  |  |
| <b>Total - F</b>  | <b>0</b>                      | <b>0</b>  | <b>0</b>   |  |
| Total paid-up capital of the Company, assuming full conversion of warrants and convertible securities |                               |   |  |  |
| <b>(Grand Total (A+B+C)+(D+E+F))</b>  |                               | <b>984,328,313</b>  |  |  |




COMPANY NAME - SHALIMAR PRODUCTIONS LIMITED  
 SCRIIP CODE - 512499

QUARTER ENDED - JUNE 2014

(D)(b) Statement showing holding of securities (including shares, warrants, convertible securities) of persons belonging to the category "Promoter and Promoter Group"

| Sr. No. | Name of the shareholder                | Details of Shares held |                                   |     | Encumbered shares (*) |  | Details of warrants     |   | Details of convertible securities     |   | Total shares (including underlying shares assuming full conversion of warrants and convertible securities) as a % of diluted share capital |
|---------|--|------------------------|-----------------------------------|-----|-----------------------|--|-------------------------|---|---------------------------------------|---|--|
|         |  | Number of shares held  | As a % of grand total (A)+(B)+(C) | No. | As a percentage       | As a % of grand total (A)+(B)+(C) of sub-clause (D)(a) | Number of warrants held | As a % Total Number of warrants of the same Class | Number of convertible securities held | As a % Total Number of convertible securities of the same Class |  |
| (I)     | (II)                                   | (III)                  | (IV)                              | (V) | (VI)                  | (VII)  | (VIII)                  | (IX)  | (X)                                   | (XI)  | (XII)  |
| 1       | SAGAR PORTFOLIO SERVICES LIMITED       | 110,050,000            | 11.18                             | 0   | 0.00                  | 0.00   | 0                       | 0.00  | 0                                     | 0.00  | 0.00   |
| 2       | JAGRECHA FINANCE AND TRADES PVT. LTD   | 27,891,087             | 2.83                              | 0   | 0.00                  | 0.00   | 0                       | 0.00  | 0                                     | 0.00  | 0.00   |
| 3       | SIB SAGAR TRADE AND AGENCIES PVT. LTD. | 19,358,000             | 1.97                              | 0   | 0.00                  | 0.00   | 0                       | 0.00  | 0                                     | 0.00  | 0.00   |
| 4       | TILOKCHAND KOTIHARI                    | 7,645,700              | 0.78                              | 0   | 0.00                  | 0.00   | 0                       | 0.00  | 0                                     | 0.00  | 0.00   |
| 5       | ASHA KOTIHARI                          | 3,208,000              | 0.33                              | 0   | 0.00                  | 0.00   | 0                       | 0.00  | 0                                     | 0.00  | 0.00   |
| 6       | VISAGAR FINANCIAL SERVICES LIMITED     | 1,000,113              | 0.10                              | 0   | 0.00                  | 0.00   | 0                       | 0.00  | 0                                     | 0.00  | 0.00   |
| 7       | PANKAJ JAYANTILAL DAVE                 | 252,286                | 0.03                              | 0   | 0.00                  | 0.00   | 0                       | 0.00  | 0                                     | 0.00  | 0.00   |
| 8       | TILOKCHAND MANEKCHAND KOTIHARI         | 8,509                  | 0.00                              | 0   | 0.00                  | 0.00   | 0                       | 0.00  | 0                                     | 0.00  | 0.00   |
| 9       | MAHARASHTRA CORPORATION LIMITED        | 3,824                  | 0.00                              | 0   | 0.00                  | 0.00   | 0                       | 0.00  | 0                                     | 0.00  | 0.00   |
|         | TOTAL                                  | 169,417,519            | 17.21                             | 0   | 0.00                  | 0.00   | 0                       | 0.00  | 0                                     | 0.00  | 0.00   |


(\*) The term "encumbrance" has the same meaning as assigned to it in regulation 28(3) of the SAST Regulations, 2011



COMPANY NAME - SHALIMAR PRODUCTIONS LIMITED  
 SCRP CODE - 512499

QUARTER ENDED - JUNE 2014

| (1)(c)(i) | Statement showing holding of securities (including shares, warrants, convertible securities) of persons belonging to the category 'Public' and holding more than 1% of the total number of shares | Number of shares held | Shares as a percentage of total number of shares i.e., Grand Total (A)+(B)+(C) indicated in Statement at para (1)(a) above) | Details of warrants     |   | Details of convertible securities held |   | Details of convertible securities |      | Total shares (including underlying shares assuming full conversion of warrants and convertible securities) as a % of diluted share capital |
|-----------|---|-----------------------|---|-------------------------|---|--|---|-----------------------------------|------|--|
|           |   |                       |   | Number of warrants held | As a % Total Number of warrants of the same Class | Number of convertible securities held  | As a % Total Number of convertible securities of the same Class |                                   |      |  |
|           | PROGRESSIVE SHARE BROKERS PVT LTD   | 105,235,586           | 10.69   | 0                       | 0.00  | 0.00                                   | 0   | 0                                 | 0.00 |  |
| 1         | SUNITA S BARASIA  | 95,000,000            | 9.65  | 0                       | 0.00  | 0.00                                   | 0   | 0                                 | 0.00 |  |
| 2         | ASHIKA STOCK BROKING LTD  | 47,448,739            | 4.82  | 0                       | 0.00  | 0.00                                   | 0   | 0                                 | 0.00 |  |
| 3         | KAPISH PACKAGING PVT LTD  | 39,362,543            | 4.00  | 0                       | 0.00  | 0.00                                   | 0   | 0                                 | 0.00 |  |
| 4         | RASHEL AGROTECH LIMITED   | 34,365,864            | 3.49  | 0                       | 0.00  | 0.00                                   | 0   | 0                                 | 0.00 |  |
| 5         | SUNGLLOW CAPITAL SERVICES LIMITED   | 24,851,283            | 2.52  | 0                       | 0.00  | 0.00                                   | 0   | 0                                 | 0.00 |  |
| 6         | BANKE BEHARI SHOPPERS PVT LTD   | 22,586,626            | 2.29  | 0                       | 0.00  | 0.00                                   | 0   | 0                                 | 0.00 |  |
| 7         | SANKATMOCHAK THE UP PVT LTD   | 19,923,508            | 2.02  | 0                       | 0.00  | 0.00                                   | 0   | 0                                 | 0.00 |  |
| 8         | TOLI CONSULTANTS PVT LTD  | 11,050,000            | 1.12  | 0                       | 0.00  | 0.00                                   | 0   | 0                                 | 0.00 |  |
| 9         | TOTAL   | 399,824,149           | 40.62   | 0                       | 0.00  | 0.00                                   | 0   | 0                                 | 0.00 |  |




COMPANY NAME - SHALIMAR PRODUCTIONS LIMITED  
 SCRP CODE - 512499

QUARTER ENDED - JUNE 2014

Statement showing holding of securities (including shares, warrants, convertible securities) of persons (together with PAC) belonging to the category "Public" and holding more than 5% of the total number of shares of the company

| (i)/(ii) | Sr. No. | Name(s) of the shareholder(s) and the Persons Acting in Concert (PAC) with them | Number of shares | Shares as a percentage of total number of shares (i.e., Grand Total (A)+(B)+(C) indicated in Statement at para (j)(a) above) | Details of warrants |   |                                       | Details of convertible securities                                |      | Total shares (including underlying shares assuming full conversion of warrants and convertible securities) as a % of diluted share capital |
|----------|---------|---|------------------|--|---------------------|---|---------------------------------------|--|------|--|
|          |         |   |                  |  | Number of warrants  | As a % Total Number of warrants of the same Class | Number of convertible securities held | % w.r.t Total Number of convertible securities of the same Class |      |  |
|          | 1       | PROGRESSIVE SHARE BROKERS PVT LTD   | 105,235,586      | 10.69  | 0                   | 0.00  | 0.00                                  | 0  | 0.00 | 0.00   |
|          | 2       | SUNITA S BARASIA  | 95,000,000       | 9.65   | 0                   | 0.00  | 0.00                                  | 0  | 0.00 | 0.00   |
|          |         | TOTAL   | 200,235,586      | 20.34  | 0                   | 0.00  | 0.00                                  | 0  | 0.00 | 0.00   |




COMPANY NAME - SHALIMAR PRODUCTIONS LIMITED  
 SCRIP CODE - 512499

QUARTER ENDED - JUNE 2014

[1] [d] Statement showing details of locked-in shares.

| Sr. No. | Name of the Shareholders | Number of locked-in Shares | Locked-in Shares as a Percentage of total number of shares [i.e. Grand Total [A]+[B]+[C] indicated in statement at para [1] [a] above] | Promoter/ Promoter Group/ Public |
|---------|--------------------------|----------------------------|--|----------------------------------|
| 1       | Nil                      | 0.00                       | 0.00   |                                  |
| 2       | Nil                      | 0.00                       | 0.00   |                                  |
|         | <b>TOTAL</b>             | <b>0.00</b>                | <b>0.00</b>  |                                  |




Name of Company : SHALIMAR PRODUCTIONS LIMITED

Quarter ended : JUNE 2014

Scrip Code : 512499

[1] [a] Statement showing details of Depository Receipts (DRs)

| Sr. No. | Type of outstanding DR<br>(ADRs, GDRs, SDRs, etc.) | Number of<br>outstanding<br>DRs | Number of shares<br>underlying<br>outstanding DRs | Shares underlying outstanding DRs<br>as a percentage of total number of<br>shares (i.e. Grand Total [A]+[B]+[C]<br>indicated in statement at para<br>[1] [a] above) |
|---------|--|---------------------------------|---|---|
| 1       | VENKATESWARA BUSINESS FINANCE<br>PRIVATE LIMITED   | 1                               | 7990  | 0.00  |
|         | TOTAL  | 1                               | 7990  | 0.00  |



Name of Company : SHALIMAR PRODUCTIONS LIMITED

Script Code : 512499

Quarter ended : JUNE 2014

[III] [b] Statement showing Holding of Depository Receipts (DRs), where underlying shares are in excess of 1% of the total number of shares.

| Sr. No. | Name of the Dr Holder | Type of outstanding DR<br>(ADRs, GDRs, SDRs, etc.) | Number of shares<br>underlying<br>outstanding DRs | Shares underlying<br>outstanding DRs as a<br>percentage of total<br>number of shares<br>i.e. Grand Total<br>[A]+[B]+[C] indicated<br>in statement at<br>para [I] [a] above] |
|---------|-----------------------|--|---|---|
| 1       | Nil                   |  | 0   | 0.00  |
| 2       | Nil                   |  | 0   | 0.00  |
| 3       | Nil                   |  | 0   | 0.00  |
| TOTAL   |                       |  | 0   | 0.00  |

