

Category code	Category of Shareholder	Number of Shareholders	Total number of shares	Number of shares held in dematerialized form	As a percentage of (A+B) (VI)	As a percentage of (A+B+C) (VII)	Number of shares	As a percentage (X)=(VIII)/(IV)*100
(i)	(ii)	(iii)	(iv)	(v)	(vi)	(vii)	(viii)	(ix)=(viii)/(iv)*100
(A)	Shareholding of Promoter and Promoter Group							
1	Indian							
(a)	Individuals/ Hindu Undivided Family	12	265000	265000	1.40	1.40	0	0.00
(b)	Central Government/ State Government(s)	0	0	0	0.00	0.00	0	0.00
(c)	Bodies Corporate	9	5666080	5666080	29.93	29.93	0	0.00
(d)	Financial Institutions/ Banks	0	0	0	0.00	0.00	0	0.00
(e)	Any Other(Specific)	0	0	0	0.00	0.00	0	0.00
	Sub-Total(A)(1)	21	5931080	5931080	31.33	31.33	0	0.00
2	Foreign							
a	Individuals (Non-Residents Individuals/Foreign Individuals)	1	30500	30500	0.16	0.16	0	0.00
b	Bodies Corporate	1	5841570	5841570	30.86	30.86	0	0.00
c	Institutions	0	0	0	0.00	0.00	0	0.00
d	Qualified Foreign Investor	0	0	0	0.00	0.00	0	0.00
e	Any Other(Specific)	0	0	0	0.00	0.00	0	0.00
	Sub-Total(A)(2)	2	5872070	5872070	31.02	31.02	0	0.00
	Total Shareholding of Promoter and Promoter Group (A)=(A)(1)+(A)(2)	23	11803150	11803150	62.36	62.36	0	0.00
(B)	Public shareholding							
1	Institutions							
(a)	Mutual Funds/ UTI	0	0	0	0.00	0.00	0	0.00
(b)	Financial Institutions/ Banks	1	250	0	0.00	0.00	0	0.00
(c)	Central Government/ State Government(s)	0	0	0	0.00	0.00	0	0.00
(d)	Venture Capital Funds	0	0	0	0.00	0.00	0	0.00
(e)	Insurance Companies	1	332750	332750	1.76	1.76	0	0.00
(f)	Foreign Institutional Investors	1	9010	9010	0.05	0.05	0	0.00
(g)	Foreign Venture Capital Investors	0	0	0	0.00	0.00	0	0.00
(h)	Qualified Foreign Investor	0	0	0	0.00	0.00	0	0.00
(i)	Any Other(Specific)	0	0	0	0.00	0.00	0	0.00
	Sub-Total (B)(1)	3	342010	341760	1.81	1.81	0	0.00
B 2	Non-institutions							
(a)	Bodies Corporate	421	1853968	1837888	9.79	9.79	0	0.00
(b)	Individuals							
I	Individuals - I: Individual shareholders holding nominal share capital up to Rs. 1 lakh	8068	3726753	3228423	19.69	19.69	0	0.00
II	Individual shareholders holding nominal share capital in excess of Rs. 1 lakh.	5	899004	899004	4.75	4.75	0	0.00
(c)	Qualified Foreign Investor	0	0	0	0.00	0.00	0	0.00
(d)	Any Other(Specific)	0	0	0	0.00	0.00	0	0.00
(d-I)	Non Resident Individual	157	302965	302555	1.60	1.60	0	0.00
(d-II)	Trust & Foundations	1	250	250	0.00	0.00	0	0.00
	Sub-Total (B)(2)	8652	6782940	6268120	35.83	35.83	0	0.00
(B)	Total Public Shareholding (B)=(B)(1)+(B)(2)	8655	7124950	6609880	37.64	37.64	0	0.00
	TOTAL (A)+(B)	8678	18928100	18413030	100.00	100.00	0	0.00
(C)	Shares held by Custodians and against - which Depository Receipts have been issued							
1	Promoter and Promoter Group							
2	Public	0	0	0	0	0	0	0.00
	Sub-Total (C)	0	0	0	0	0	0	0.00
	GRAND TOTAL (A)+(B)+(C)	8678	18928100	18413030	100.00	100.00	0	0.00



(i)(b)	Statement showing holding of securities (including shares, warrants, convertible securities) of persons belonging to the category "Promoter and Promoter Group"	Details of Shares held			Encumbered shares (*)		Details of warrants		Details of convertible securities		Total shares (including underlying shares assuming full conversion of warrants and convertible securities) as a % of diluted share capital	
		Name of the shareholder	Number of shares held	As a % of grand total (A)+(B)+(C)	No.	As a percentage (VI)=(V)/III*100	As a % of grand total (A)+(B)+(C) of sub-clause (i)a)	Number of warrants held	As a % total number of warrants of the same class	Number of convertible securities held		As a % total number of convertible securities of the same class
		(ii)	(iii)	(iv)	(v)	(vi)=(v)/iii*100	(vii)	(viii)	(ix)	(x)	(xi)	(xii)
		HEXA SECURITIES AND FINANCE CO. LTD.	1500000	7.92	0.00	0.00	0.00	0.00	0.00	0.00	0.00	7.92
		NALWA SONS INVESTMENTS LTD.	1372590	7.25	0.00	0.00	0.00	0.00	0.00	0.00	0.00	7.25
		COLORADO TRADING CO LTD.	1222635	6.47	0.00	0.00	0.00	0.00	0.00	0.00	0.00	6.47
		NALWA INVESTMENTS LTD.	1193855	6.31	0.00	0.00	0.00	0.00	0.00	0.00	0.00	6.31
		JINDAL EQUIPMENT LEASING AND CONSULTANCY SERVICES LTD.	102500	0.54	0.00	0.00	0.00	0.00	0.00	0.00	0.00	0.54
		STAINLESS INVESTMENTS LTD.	82500	0.44	0.00	0.00	0.00	0.00	0.00	0.00	0.00	0.44
		SUN INVESTMENTS LTD.	82500	0.44	0.00	0.00	0.00	0.00	0.00	0.00	0.00	0.44
		ABHINANDAN INVESTMENTS LTD.	55000	0.29	0.00	0.00	0.00	0.00	0.00	0.00	0.00	0.29
		MANSAROVER INVESTMENTS LTD.	52500	0.28	0.00	0.00	0.00	0.00	0.00	0.00	0.00	0.28
		PRITHVI RAJ JINDAL	72000	0.38	0.00	0.00	0.00	0.00	0.00	0.00	0.00	0.38
		SAJIAN JINDAL	31000	0.16	0.00	0.00	0.00	0.00	0.00	0.00	0.00	0.16
		RATAN JINDAL	30500	0.16	0.00	0.00	0.00	0.00	0.00	0.00	0.00	0.16
		SMINLU JINDAL	10500	0.06	0.00	0.00	0.00	0.00	0.00	0.00	0.00	0.06
		DEEPIKA JINDAL	30000	0.16	0.00	0.00	0.00	0.00	0.00	0.00	0.00	0.16
		NAVEEN JINDAL & SONS (H.U.F)	12300	0.06	0.00	0.00	0.00	0.00	0.00	0.00	0.00	0.06
		PRITHVI RAJ JINDAL (H.U.F)	12300	0.06	0.00	0.00	0.00	0.00	0.00	0.00	0.00	0.06
		R.K JINDAL & SONS H.U.F	12300	0.06	0.00	0.00	0.00	0.00	0.00	0.00	0.00	0.06
		S.K JINDAL & SONS H.U.F	12300	0.06	0.00	0.00	0.00	0.00	0.00	0.00	0.00	0.06
		HIND STRATEGIC INVESTMENTS	5841570	30.86	0.00	0.00	0.00	0.00	0.00	0.00	0.00	30.86
		SAVTRI DEVI JINDAL	12300	0.06	0.00	0.00	0.00	0.00	0.00	0.00	0.00	0.06
		SARITA JAIN	20000	0.11	0.00	0.00	0.00	0.00	0.00	0.00	0.00	0.11
		KUSUM MITTAL	20000	0.11	0.00	0.00	0.00	0.00	0.00	0.00	0.00	0.11
		HINA GOYAL	20000	0.11	0.00	0.00	0.00	0.00	0.00	0.00	0.00	0.11
		TOTAL	11803150	62.36	0	0.00	0.00	0.00	0.00	0.00	0.00	62.36


(*) The term "encumbrance" has the same meaning as assigned to it in regulation 28(3) of the SAST Regulations, 2011



[Handwritten signature]


(i)(c)(i) Statement showing holding of securities (including shares, warrants, convertible securities) of persons belonging to the category "Public" and holding more than 1% of the total number of shares

Sr. No.	Name of the shareholder	Number of shares held	Shares as a percentage of total number of shares (i.e., Grand Total (A)+(B)+(C) indicated in Statement at para (i)(a) above)	Details of warrants		Details of convertible securities		Total shares (including underlying shares assuming full conversion of warrants and convertible securities) as a % of diluted share capital
				Number of warrants held	As a % total number of warrants of the same class	Number of convertible securities held	% w.r.t total number of convertible securities of the same class	
1	ASHA MUKUL AGRAWAL	455464	2.41	0	0	0	0	2.41
2	ASSURED FIN - CAP PVT LTD	380825	2.01	0	0	0	0	2.01
3	NATIONAL INSURANCE COMPANY LTD	332750	1.76	0	0	0	0	1.76
4	DEVANG AVLANI	194214	1.03	0	0	0	0	1.03
5	ZAKI ABBAS NASSER	190000	1.00	0	0	0	0	1.00
	TOTAL	1553253	8.21	0	0	0	0	8.21




(i)(c)(ii) Statement showing holding of securities (including shares, warrants, convertible securities) of persons (together with PAC) belonging to the category "Public" and holding more than 5% of the total number of shares of the company

Sr. No.	Name(s) of the shareholder(s) and the Persons Acting in Concert (PAC) with them	Number of shares	Shares as a percentage of total number of shares {i.e., Grand Total (A)+(B)+(C) indicated in Statement at para (i)(a) above}	Details of warrants		Details of convertible securities		Total shares (including underlying shares assuming full conversion of warrants and convertible securities) as a % of diluted share capital
				Number of warrants	As a % total number of warrants of the same class	Number of convertible securities held	% w.r.t total number of convertible securities of the same class	
TOTAL				N/A				




(1)(d) Statement showing details of locked-in shares


Sr. No.	Name of the shareholder	Number of locked-in shares	Locked-in shares as a percentage of total number of shares (i.e., Grand Total (A)+(B)+(C) indicated in Statement at para (1)(a) above}
TOTAL		N.A	

[Handwritten signature]




(ii)(a) Statement showing details of Depository Receipts (DRs)

Sr. No.	Type of outstanding DR (ADRs, GDRs, SDRs, etc.)	Number of outstanding DRs	Number of shares underlying outstanding DRs	Shares underlying outstanding DRs as a percentage of total number of shares {i.e., Grand Total (A)+(B)+(C) indicated in Statement at para (i)(a) above}
TOTAL		N.A		



(ii)(b) **Statement showing holding of Depository Receipts (DRs) where underlying shares held by "promoter/promoter group" are in excess of 1% of the total number of shares**

Sr. No.	Name of the DR Holder	Type of outstanding DR (ADRs, GDRs, SDRs, etc.)	Number of shares underlying outstanding DRs	Shares underlying outstanding DRs as a percentage of total number of shares {i.e., Grand Total (A)+(B)+(C) indicated in Statement at para (i)(a) above}
1				
2				
TOTAL		N/A		




(iii) (a)

Statement showing the voting pattern of shareholders, if more than one class of shares/securities is issued by the issuer.

(Give description of voting rights for each class of security.

Class X:

Class Y:

Class Z:

Category code	Category of shareholder	Number of Voting Rights held in each class of securities	Total Voting Rights	Total Voting Rights i.e. (VI)
(I)	(II)	Class X Class Y Class Z	(III+IV+V)	As a percentage of (A+B) (VII)
				As a percentage of (A+B+C) (VIII)
NOT APPLICABLE				

