


Introductory sub-table (I)(a)

Name of the Company:	SHAKTI PUMPS INDIA LIMITED		
Scrip Code, Name of the scrip, class of security	531431		
Quarter ended:	30/06/2014		
Partly paid-up shares:-	No. of partly paid-up shares	As a % of total no. of partly paid-up shares	As a % of total no. of shares of the company
Held by promoter/promoter group	NIL	NIL	NIL
Held by public	NIL	NIL	NIL
Total - D	NIL	NIL	NIL
Outstanding convertible securities:-	No. of outstanding securities	As a % of total no. of outstanding convertible securities	As a % of total no. of shares of the company, assuming full conversion of the convertible securities
Held by promoter/promoter group	NIL	NIL	NIL
Held by public	NIL	NIL	NIL
Total - E	NIL	NIL	NIL
Warrants:-	No. of warrants	As a % of total no. of warrants	As a % of total no. of shares of the company, assuming full conversion of warrants
Held by promoter/promoter group	1500000	100	8.95
Held by public	NIL	NIL	NIL
Total - F	1500000	100	8.95
Total paid-up capital of the company, assuming full conversion of warrants and convertible securities	16743793		




Statement Showing Shareholding Pattern

Company Name: SHAKTI PUMPS INDIA LIMITED

Table (I)(a)

Category code	Category of Shareholder	Number of Shareholders	Total number of shares	Number of shares held in dematerialized form	Total shareholding as a percentage of total number of shares		Shares Pledged or otherwise encumbered	
					As a percentage of (A+B)1	As a percentage of (A+B+C)	Number of shares	As a percentage
(I)	(II)	(III)	(IV)	(V)	(VI)	(VII)	(VIII)	(IX) = (VIII)/(IV)*100
(A)	Shareholding of Promoter and Promoter Group2							
	1 Indian							
(a)	Individuals/ HUF	0	0	0	0.00	0.00	0	0.00
(b)	Central Govt./ State Govt.(s)	0	0	0	0.00	0.00	0	0.00
(c)	Bodies Corporate	1	14500	14500	0.10	0.10	0	0.00
(d)	Financial Institutions/ Banks	0	0	0	0.00	0.00	0	0.00
(e)	Any Others(Specify)							
(e-i)	Directors Relatives	5	1766000	1766000	11.59	11.59	1167600	66.12
(e-ii)	Directors	2	5071688	5071688	33.27	33.27	2966000	58.48
	Sub Total(A)(1)	8	6852188	6852188	44.95	44.95	4133600	60.33
	2 Foreign							
a	Individuals (NRI/Foreign Individuals)	0	0	0	0.00	0.00	0	0.00
b	Bodies Corporate	0	0	0	0.00	0.00	0	0.00
c	Institutions	0	0	0	0.00	0.00	0	0.00
d	Qualified Foreign Investor	0	0	0	0.00	0.00	0	0.00
e	Any Others(Specify)	0	0	0	0.00	0.00	0	0.00
	Sub Total(A)(2)	0	0	0	0.00	0.00	0	0.00
	Total Shareholding of Promoter and Promoter Group	8	6852188	6852188	44.95	44.95	4133600	60.33
(B)	Public shareholding							
	1 Institutions							
(a)	Mutual Funds/ UTI	2	22100	22100	0.14	0.14	0	0.00
(b)	Financial Institutions / Banks	1	5000	5000	0.03	0.03	0	0.00
(c)	Central Government/ State Government(s)	0	0	0	0.00	0.00	0	0.00
(d)	Venture Capital Funds	0	0	0	0.00	0.00	0	0.00




(e)	Insurance Companies	0	0	0	0.00	0.00	0	0.00
(f)	Foreign Institutional Investors	0	0	0	0.00	0.00	0	0.00
(g)	Foreign Venture Capital Investors	0	0	0	0.00	0.00	0	0.00
(h)	Qualified Foreign Investor	0	0	0	0.00	0.00	0	0.00
(i)	Any Other (specify)	0	0	0	0.00	0.00	0	0.00
	Sub-Total (B)(1)	3	27100	27100	0.18	0.18	0	0.00
B 2	Non-institutions							
(a)	Bodies Corporate	331	3791861	3686261	24.87	24.87	0	0.00
(b)	Individuals							
I	Ind-Hold nominal shr capital upto Rs.1L	6523	2798577	2716869	18.36	18.36	0	0.00
II	Ind-Hold nominal shr capital in excess of Rs.1L	46	1481529	1456729	9.72	9.72	0	0.00
(c)	Qalified Foregin Investor	0	0	0	0.00	0.00	0	0.00
(d)	Any Other (specify)							
(d-i)	Others	0	0	0	0.00	0.00	0	0.00
(d-ii)	Clearing member	151	100738	100738	0.66	0.66	0	0.00
(d-iii)	NRIs	155	191800	191800	1.26	1.26	0	0.00
(d-iv)	NRI Corp Bodies	0	0	0	0.00	0.00	0	0.00
(d-v)	Foreign Corp Bodies (Including FDI)	0	0	0	0.00	0.00	0	0.00
(d-vi)	Customers	0	0	0	0.00	0.00	0	0.00
(d-vii)	Suppliers	0	0	0	0.00	0.00	0	0.00
(d-viii)	Foreign Nationals	0	0	0	0.00	0.00	0	0.00
(d-ix)	Trusts	0	0	0	0.00	0.00	0	0.00
(d-x)	Foreign (Promoters)	0	0	0	0.00	0.00	0	0.00
(d-xi)	Directors	0	0	0	0.00	0.00	0	0.00
(d-xii)	Directors Relatives	0	0	0	0.00	0.00	0	0.00
(d-xiii)	Foreign Individuals (Including FDI)	0	0	0	0.00	0.00	0	0.00
	Sub-Total (B)(2)	7206	8364505	8152397	54.87	54.87	0	0.00
(B)	Total Public Shareholding (B)= (B)(1)+(B)(2)	7209	8391605	8179497	55.05	55.05	0	0.00
	TOTAL (A)+(B)	7217	15243793	15031685	100.00	100.00	4133600	27.12
(C)	Shares held by Custodians and against which Depository Receipts have been issued							
1	Promoter and Promoter Group	0	0	0	0.00	0.00	0	0.00
2	Public -	0	0	0	0.00	0.00	0	0.00
	Sub-Total (C)	0	0	0	0.00	0.00	0	0.00
	GRAND TOTAL (A)+(B)+(C)	7217	15243793	15031685	100.00	100.00	4133600	27.12



(I)(b) Statement showing holding of securities (including shares, warrants, convertible securities) of persons belonging to the category "Promoter and Promoter Group"


Sr. No.	Name of the shareholder	Details of Shares held		Encumbered shares (*)			Details of warrants		Details of convertible securities		Total shares (including underlying shares assuming full conversion of warrants and convertible securities) as a % of diluted share capital
		Number of shares held	As a % of grand total (A) + (B) + (C)	No.	As a percentage	As a % of grand total (A) + (B) + (C) of sub-clause (I)(a)	Number of warrants held	As a % Total Number of warrants of the same Class	Number of convertible securities held	As a % Total Number of convertible securities of the same Class	
(I)	(II)	(III)	(IV)	(V)	(VI)	(VII)	(VIII)	(IX)	(X)	(XI)	(XII)
1	AISHWARYA PATIDAR	385400	2.53	277600	72.03	1.82	0	0.00	0	0.00	2.30
2	DINESH PATIDAR	3521488	23.10	1960000	55.66	12.86	0	0.00	0	0.00	21.03
3	GEETA PATIDAR	610800	4.01	444000	72.69	2.91	0	0.00	0	0.00	3.65
4	INDIRA PATIDAR	334000	2.19	170000	50.90	1.12	0	0.00	0	0.00	1.99
5	PALLAVI PATIDAR	341800	2.24	182000	53.25	1.19	0	0.00	0	0.00	2.04
6	SEEMA PATIDAR	94000	0.62	94000	100.00	0.62	0	0.00	0	0.00	0.56
7	SUNIL PATIDAR	1550200	10.17	1006000	64.90	6.60	0	0.00	0	0.00	9.26
8	VINTEX TOOLS PRIVATE LIMITED	14500	0.10	0	0.00	0.00	0	0.00	0	0.00	0.09
9	ANKIT PATIDHAR						1500000	100.00			8.96
	TOTAL	6852188	44.95	4133600	60.33	27.12	1500000	100.00	0	0.00	49.88

(*) The term "encumbrance" has the same meaning as assigned to it in regulation 28(3) of the SAST Regulations, 2011




(I)(c)(i) Statement showing holding of securities (including shares, warrants, convertible securities) of persons belonging to the category "Public" and holding more than 1% of the total number of shares.

Sr. No.	Name of the shareholder	Number of shares held	Shares as a percentage of total number of shares {i.e., Grand Total (A)+(B)+(C) indicated in Statement at para (I)(a) above}	Details of warrants		Details of convertible securities		Total shares (including underlying shares assuming full Conversion of warrants and convertible securities) as a % of diluted share capital
				Number of warrants held	As a % Total Number of warrants of the same Class	Number of convertible securities held	As a % Total Number of convertible securities of the same Class	
1	HIREN DAND	266941	1.75	0	0.00	0.00	0	0.00
2	M L SECURITIES AND FINANCE PRIVATE LIMITED	1891769	12.41	0	0.00	0.00	0	0.00
3	RAJAL SECURITIES PRIVATE LIMITED	463400	3.04	0	0.00	0.00	0	0.00
4	VINAY SECURITIES PRIVATE LIMITED	363000	2.38	0	0.00	0.00	0	0.00
	TOTAL	2985110	19.58	0	0.00	0.00	0	0.00



(I)(c)(ii) Statement showing holding of securities (including shares, warrants, convertible securities) of persons (together with PAC) belonging to the category "Public" and holding more than 5% of the total number of shares of the company

Sr. No.	Name(s) of the shareholder(s) and the Persons Acting in Concert (PAC) with them	Number of shares	Shares as a percentage of total number of shares {i.e., Grand Total (A)+(B)+(C) indicated in Statement at para (I)(a) above}	Details of warrants		Details of convertible securities		Total shares (including underlying shares assuming full Conversion of warrants and convertible securities) as a % of diluted share capital
				Number of warrants	As a % Total Number of warrants of the same Class	Number of convertible securities held	% w.r.t Total Number of convertible securities of the same Class	
1	M L SECURITIES AND FINANCE PRIVATE LIMIT	1891769	12.41	0	0.00	0	0.00	0.00
	TOTAL	1891769	12.41	0	0.00	0	0.00	0.00



(I)(d) Statement showing details of locked-in shares

Sr. No.	Name of the shareholder	Number of locked-in shares	Locked-in shares as a percentage of total number of shares {i.e., Grand Total (A)+(B)+(C) indicated in Statement at para (I)(a) above}	Promoter / Promoter Group / Public
1		0	0.00	
	TOTAL	0	0.00	



(II)(a) Statement showing details of Depository Receipts (DRs)

Sr. No.	Type of outstanding DR (ADRs, GDRs, SDRs, etc.)	Number of outstanding DRs	Number of shares underlying outstanding DRs	Shares underlying outstanding DRs as a percentage of total number of shares {i.e., Grand Total (A)+(B)+(C) indicated in Statement at para (I)(a) above}
1		0	0	0
	TOTAL	0	0	0



(II)(b) Statement showing holding of Depository Receipts (DRs), where underlying shares held by 'promoter/promoter group' are in excess of 1% of the total number of shares

Sr. No.	Name of the DR Holder	Type of outstanding DR (ADRs, GDRs, SDRs, etc.)	Number of shares underlying outstanding DRs	Shares underlying outstanding DRs as a percentage of total number of shares {i.e., Grand Total (A)+(B)+(C) indicated in Statement at para (I)(a) above}
1		0	0	0
	TOTAL	0	0	0

