

Regd. Office :

45, Chinubhai Tower, Opp. Handloom House,
Ashram Road, Ahmedabad - 380 009.
Tel.: 079 - 2658 7363, 2658 5196 Fax : 079 - 2658 9101
E-mail : info@sawacabusiness.com

SAWACA**BUSINESS MACHINES LTD.**

Date: 07/07/2014.

To,
The Dy. Manager,
Bombay Stock Exchange Ltd.
Dept. of Corporate Services,
25th floor, P.J.Tower,
Dalal Street, Fort,
Mumbai-400 001.

Sub: Re Submission of Revised Quarterly Share Holding Pattern**Ref: Scrip Code : 531893.**

Dear Sir,

With reference to the above matter, we are re submitting herewith the Share holding pattern for the quarter ending on 30/06/2014 as per Clause – 35 of Listing agreement.

There is a small mistake in the earlier submitted share holding pattern, so we are rectifying the error and resubmit the same. The mistake and the rectification details are as follows:


Page	On page (I) (C)(i) Statement showing holding of securities (including shares, warrants, convertible securities) of persons belonging to the category "Public" and holding more than 1% of the total number of shares		
	Sr. No. (4)		
	Name	No. of shares	% of total no. of shares
Error	4. RELIGARE FINVEST LTD.	175000	1.68%
Rectification	4. ADROIT TRADELINK PRIVATE LIMITED	175000	1.68%

We regret for the inconvenience.

Kindly take note of the above and update your records as above.

Thanking You,

For, SAWACA BUSINESS MACHINES LIMITED



S.R.Shah
Director.



Encl: As above.


Regd. Office :

45, Chinubhai Tower, Opp. Handloom House,
Ashram Road, Ahmedabad - 380 009.
Tel.: 079 - 2658 7363, 2658 5196 Fax : 079 - 2658 9101
E-mail : info@sawacabusiness.com

SAWACA**BUSINESS MACHINES LTD.**

Introductory sub-table (I)(a)

Name of the Company: SAWACA BUSINESS MACHINES LIMITED			
Scrip Code, Name of the scrip, class of security: 531893 , SAWABUSI, B.			
Quarter ended: June 2014.			
Partly paid-up shares:-			
	No. of partly paid-up shares	As a % of total no. of partly paid-up shares	As a % of total no. of shares of the company
Held by promoter/promoter group	0	0.00	0.00
Held by public	0	0.00	0.00
Total - D	0	0.00	0.00
Outstanding convertible securities:-			
	No. of outstanding securities	As a % of total no. of outstanding convertible securities	As a % of total no. of shares of the company, assuming full conversion of the convertible securities
Held by promoter/promoter group	0	0.00	0.00
Held by public	0	0.00	0.00
Total - E	0	0.00	0.00
Warrants:-			
	No. of warrants	As a % of total no. of warrants	As a % of total no. of shares of the company, assuming full conversion of warrants
Held by promoter/promoter group	0	0.00	0.00
Held by public	0	0.00	0.00
Total - F	0	0.00	0.00
Total paid-up capital of the company, assuming full conversion of warrants and convertible securities		10400900	100.00




Regd. Office :
45, Chinubhai Tower, Opp. Handloom House,
Ashram Road, Ahmedabad - 380 009.
Tel.: 079 - 2658 7363, 2658 5196 Fax : 079 - 2658 9101
E-mail : info@sawacabusiness.com

SAWACA
BUSINESS MACHINES LTD.

Statement Showing Shareholding Pattern

Category code	Category of Shareholder	Number of Shareholders	Table (I)(a)		Total shareholding as a percentage of total number of shares		Shares Pledged or otherwise encumbered	
			Total number of shares	Number of shares held in dematerialized form	As a percentage of (A+B) ¹	As a percentage of (A+B+C)	Number of shares	As a percentage
(I)	(II)	(III)	(IV)	(V)	(VI)	(VII)	(VIII)	(IX)= (VIII)/(IV)*100
(A)	Shareholding of Promoter and Promoter Group²							
1	Indian							
(a)	Individuals/ Hindu Undivided Family	5	3391097	3391097	32.60	32.60	0	0.00
(b)	Central Government/ State Government(s)							
(c)	Bodies Corporate							
(d)	Financial Institutions/ Banks							
(e)	Any Others(Specify)							
(e-i)								
(e-ii)								
	Sub Total(A)(1)	5	3391097	3391097	32.60	32.60	0	0.00
2	Foreign							
a	Individuals (Non-Residents Individuals/ Foreign Individuals)	0	0		0.00	0.00	0	0.00
b	Bodies Corporate	0	0		0.00	0.00	0	0.00
c	Institutions	0	0		0.00	0.00	0	0.00
d	Any Others(Specify)	0	0		0.00	0.00	0	0.00
d-i								
	Sub Total(A)(2)	0	0	0	0.00	0.00	0	0.00
	Total Shareholding of Promoter and Promoter Group (A)= (A)(1)+(A)(2)	5	3391097	3391097	32.60	32.60	0	0.00
(B)	Public shareholding							
1	Institutions							
(a)	Mutual Funds/ UTI	0	0		0.00	0.00		
(b)	Financial Institutions / Banks	0	0		0.00	0.00		
(c)	Central Government/ State Government(s)	0	0		0.00	0.00		
(d)	Venture Capital Funds	0	0		0.00	0.00		
(e)	Insurance Companies	0	0		0.00	0.00		
(f)	Foreign Institutional Investors	0	0		0.00	0.00		
(g)	Foreign Venture Capital Investors	0	0		0.00	0.00		
(h)	Any Other (specify)	0	0		0.00	0.00		
(h-i)								
	Sub-Total (B)(1)	0	0	0	0.00	0.00	0	0.00
B 2	Non-institutions							
(a)	Bodies Corporate	45	648846	648846	6.24	6.24	0	0.00
(b)	Individuals							
I	Individuals -i. Individual shareholders holding nominal share capital up to Rs 1 lakh	648	651806	432956	6.27	6.27	0	0.00
II	ii. Individual shareholders holding nominal share capital in excess of Rs. 1 lakh.	148	5709151	5709151	54.89	54.89	0	0.00
(c)	Any Other (specify)							
(c-i)								
(c-ii)								
	Sub-Total (B)(2)	841	7009803	6790953	67.40	67.40		
(B)	Total Public Shareholding (B)= (B)(1)+(B)(2)	841	7009803	6790953	67.40	67.40		
	TOTAL (A)+(B)	846	10400900	10182050	100.00	100.00		
(C)	Shares held by Custodians and against which Depository Receipts have been issued							
1	Promoter and Promoter Group	0	0	0		0.00	0	0.00
2	Public	0	0	0		0.00	0	0
	Sub-Total (C)	0	0	0		0	0	
	GRAND TOTAL (A)+(B)+(C)	846	10400900	10182050	100.00	100.00	0	0.00



Name of The Company : Sawaca Bunsuess Machines Limited.
Quarter ended : June 2014.

Notes

Sr. No.	Notes.
1	Foreign Share Holding in the company is NIL.




Name of The Company : Sawaca Bunsiness Machines Limited.
 Quarter ended : June 2014.

(I)(b) Statement showing holding of securities (including shares, warrants, convertible securities) of persons belonging to the category "Promoter and Promoter Group"

Sr.	Name of the shareholder	Details of Shares held		Encumbered shares (*)			Details of warrants		Details of convertible securities		Total shares (including underlying shares assuming full conversion of warrants and convertible securities) as a % of diluted share capital
		Number of shares held	As a % of grand total (A)+(B)+(C)	No.	As a percentage	As a % of grand total (A)+(B)+(C) of sub-clause (I)(a)	Number of warrants held	As a % total number of warrants of the same class	Number of convertible securities held	As a % total number of convertible securities of the same class	
No.		(III)	(IV)	(V)	(VI)=(V)/(III)*100	(VII)	(VIII)	(IX)	(X)	(XI)	(XII)
		1593189	15.31	0	0.00	0.00	0	0	0	0	1593189
1	Mr. S. R. Shah	1593189	15.31	0	0.00	0.00	0	0	0	0	860600
2	Mr. S. S. Shah.	860600	8.27	0	0.00	0.00	0	0	0	0	650000
3	Mr. V.S. Shah	650000	6.24	0	0.00	0.00	0	0	0	0	191000
4	Mrs. J.S. Shah	191000	1.83	0	0.00	0.00	0	0	0	0	96308
5	Mr. Yatin G. Shah	96308	0.93	0	0.00	0.00	0	0	0	0	
	TOTAL	3391097	32.60	0	0.00	0.00	0	0	0	0	3391097

(*) The term "encumbrance" has the same meaning as assigned to it in regulation 28(3) of the SAST Regulations, 2011



Name of The Company : Sawaca Bunsieess Machines Limited.
 Quarter ended : June 2014.

(I)(c)(i) Statement showing holding of securities (including shares, warrants, convertible securities) of persons belonging to the category "Public" and holding more than 1% of the total number of shares


Sr. No.	Name of the shareholder	Number of shares held	Shares as a percentage of total number of shares {i.e., Grand Total (A)+(B)+(C) indicated in Statement at para (I)(a) above}	Details of warrants		Details of convertible securities		Total shares (including underlying shares assuming full conversion of warrants and convertible securities) as a % of diluted
				Number of warrants held	As a % total number of warrants of the same class	Number of convertible securities held	% w.r.t total number of convertible securities of the same class	
1	VIJAYKUMAR NAROTTAMDAS PARMAR	381078	3.66	0	0	0	0	381078
2	SANJAY R PRAJAPATI	204675	1.97	0	0	0	0	204675
3	ANANGBHAI	200000	1.92	0	0	0	0	200000
4	ADROIT TRADELINK PRIVATE LIMITED	175000	1.68	0	0	0	0	175000
5	BHANU PRASAD TRIVEDI	146738	1.41	0	0	0	0	146738
6	MASTER CAP SERVICES LTD	143034	1.38	0	0	0	0	143034
								0
								0
TOTAL		1250525	12.02	0	0	0	0	1250525



Name of The Company : Sawaca Bunsieess Machines Limited.
 Quarter ended : June 2014.

(I)(c)(ii) Statement showing holding of securities (including shares, warrants, convertible securities) of persons (together with PAC) belonging to the category "Public" and holding more than 5% of the total number of shares of the company

Sr. No.	Name(s) of the shareholder(s) and the Persons Acting in Concert (PAC) with them	Number of shares	Shares as a percentage of total number of shares {i.e., Grand Total (A)+(B)+(C) indicated in Statement at para (I)(a) above}	Details of warrants		Details of convertible securities		Total shares (including underlying shares assuming full conversion of warrants and convertible securities) as a % of diluted share capital
				Number of warrants	As a % total number of warrants of the same class	Number of convertible securities held	% w.r.t total number of convertible securities of the same class	
1	NIL	0	0.00	0	0	0	0	0
2	NIL	0	0.00	0	0	0	0	0
TOTAL		0	0.00	0	0	0	0	0



Name of The Company : Sawaca Bunsieess Machines Limited.
Quarter ended : June 2014.

(II)(a) Statement showing details of Depository Receipts (DRs)

Sr. No.	Type of outstanding DR (ADRs, GDRs, SDRs, etc.)	Number of outstanding DRs	Number of shares underlying outstanding DRs	Shares underlying outstanding DRs as a percentage of total number of shares {i.e., Grand Total (A)+(B)+(C) indicated in Statement at para (I)(a) above}
1	NIL	NIL	0	0.00
2				0.00
3				0.00
4				0.00
5				0.00
6				0.00
TOTAL		0	0	0.00



Name of The Company : Sawaca Bunsieess Machines Limited.
 Quarter ended : June 2014.

(II)(b) Statement showing holding of Depository Receipts (DRs), where underlying shares held by "promoter/promoter group" are in excess of 1% of the total number of shares

Sr. No.	Name of the DR Holder	Type of outstanding DR (ADRs, GDRs, SDRs, etc.)	Number of shares underlying outstanding DRs	Shares underlying outstanding DRs as a percentage of total number of shares {i.e., Grand Total (A)+(B)+(C) indicated in Statement at para (I)(a) above}
				0.00
1				0.00
2				0.00
3				0.00
4				0.00
7				0.00
TOTAL			0	0.00

