


Introductory sub-table (I)(a)

Name of the Company:		SAVANI FINANCIALS LIMITED	
Scrip Code, Name of the scrip, class of security:		511577, SAVFI, EQUITY	
Quarter ended:		30th June 2014	
Partly paid-up shares:-	No. of partly paid-up shares	As a % of total no. of partly paid-up shares	As a % of total no. of shares of the company
Held by promoter/promoter group	-	-	-
Held by public	-	-	-
Total - D	-	-	-
Outstanding convertible securities:-	No. of outstanding securities	As a % of total no. of outstanding convertible securities	As a % of total no. of shares of the company, assuming full conversion of the convertible securities
Held by promoter/promoter group	-	-	-
Held by public	-	-	-
Total - E	-	-	-
Warrants:-	No. of warrants	As a % of total no. of warrants	As a % of total no. of shares of the company, assuming full conversion of warrants
Held by promoter/promoter group	-	-	-
Held by public	-	-	-
Total - F	-	-	-
Total paid-up capital of the company, assuming full conversion of warrants and convertible securities (Grand Total (A+B+C)+ D+E+F)	4000000		100.00




Category Code	Category of Shareholder	Number of shareholders	Total number of shares	Number of shares held in dematerialized form	Total shareholding as a percentage of total number of shares		Shares Pledged or otherwise encumbered	
					As a percentage of (A+B)[1]	As a percentage of (A+B+C)	Number of shares	As a percentage
(A)	Shareholding of Promoter and Promoter Group[2]							
(1)	Indian							
(a)	Individuals/ Hindu Undivided Family (Note 1)	2	2091050	2091050	52.28	52.28	0.00	0.00
(b)	Central Government/ State Government(s)	0	0	0	0.00	0.00	0.00	0.00
(c)	Bodies Corporate	0	0	0	0.00	0.00	0.00	0.00
(d)	Financial Institutions/ Banks	0	0	0	0.00	0.00	0.00	0.00
(e)	Any Other(specify)	0	0	0	0.00	0.00	0.00	0.00
	Sub-Total (A)(1)	2	2091050	2091050	52.28	52.28	0.00	0.00
(2)	Foreign							
(a)	Individuals (Non-Resident Individuals/ Foreign Individuals)	0	0	0	0.00	0.00	0.00	0.00
(b)	Bodies Corporate	0	0	0	0.00	0.00	0.00	0.00
(c)	Institutions	0	0	0	0.00	0.00	0.00	0.00
(d)	Any Other (specify)	0	0	0	0.00	0.00	0.00	0.00
	Sub-Total (A)(2)	0	0	0	0.00	0.00	0.00	0.00
	Total Shareholding of Promoter and Promoter Group (A)= (A)(1)+(A)(2)	2	2091050	2091050	52.28	52.28	0.00	0.00
(B)	Public shareholding[3]							
(1)	Institutions							
(a)	Mutual Funds/ UTI	0	0	0	0.00	0.00	0.00	0.00
(b)	Financial Institutions/ Banks	0	0	0	0.00	0.00	0.00	0.00
(c)	Central Government/ State Government(s)	0	0	0	0.00	0.00	0.00	0.00
(d)	Venture Capital Funds	0	0	0	0.00	0.00	0.00	0.00
(e)	Insurance Companies	0	0	0	0.00	0.00	0.00	0.00
(f)	Foreign Institutional Investors	0	0	0	0.00	0.00	0.00	0.00
(g)	Foreign Venture Capital Investors	0	0	0	0.00	0.00	0.00	0.00
(h)	Qualified Foreign Investor	0	0	0	0.00	0.00	0.00	0.00
(i)	Any Other (specify)	0	0	0	0.00	0.00	0.00	0.00
	Sub-Total (B)(1)	0	0	0	0.00	0.00	0.00	0.00
(2)	Non-institutions							
(a)	Bodies Corporate (Refer Note 2)	34	23951	15751	0.60	0.60	0.00	0.00
(b)	Individuals -							
	i. Individual shareholders holding nominal share capital up to Rs. 1 lakh.	6339	1577499	317149	39.44	39.44	0.00	0.00
	ii. Individual shareholders holding nominal share capital in excess of Rs. 1 lakh.	8	164700	109700	4.12	4.12	0.00	0.00
(c)	Qualified Foreign Investor	0	0	0	0.00	0.00	0.00	0.00
(d)	Any Other (specify)							
(d-i)	Friends and Associates	28	31100	18400	0.78	0.78	0.00	0.00
(d-ii)	Any Other Clearing Member/Trust	0	0	0	0.00	0.00	0.00	0.00
(d-iii)	NRI (Repat)	72	111700	4000	2.79	2.79	0.00	0.00
	Sub-Total (B)(2)	6481	1908950	465000	47.72	47.72	0.00	0.00
	Total Public Shareholding (B)= (B)(1)+(B)(2)	6481	1908950	465000	47.72	47.72	0.00	0.00
	TOTAL (A)+(B)	6483	4000000	2556050	100.00	100.00	0.00	0.00
(C)	Shares held by Custodians and against which Depository Receipts have been issued							
1	Promoter and Promoter Group	0	0	0	0.00	0.00	0.00	0.00
2	Public	0	0	0	0.00	0.00	0.00	0.00
	Sub-Total (C)	0	0	0	0.00	0.00	0.00	0.00
	GRAND TOTAL (A)+(B)+(C)	6483	4000000	2556050	100.00	100.00	0.00	0.00

[1] For determining public shareholding for the purpose of Clause 40A.

[2] For definitions of "Promoter" and "Promoter Group", refer to Clause 40A.

[3] For definitions of "Public Shareholding", refer to Clause 40A.



(D)(b) Statement showing Shareholding of persons belonging to the category "Promoter and Promoter Group"


Sr. No.	Name of the shareholder	Number of shares	Shares as a percentage of total number of shares (i.e., Grand Total (A)+(B)+(C) indicated in Statement at para (D)(a) above)	Encumbered shares (*)			Details of warrants			Details of convertible securities		Total shares (including underlying shares assuming full conversion of warrants and convertible securities) as a % of diluted
				No.	As a percentage of grand total (A)+(B)+(C) of sub-clause (D)(a)	As a % of total warrants held	Number of warrants held	As a % total number of warrants of the same class	Number of convertible securities held	As a % total number of convertible securities of the same class		
1	DEEPA K. TRACY	1,045,525	26.14	0	0.00	0	0.00	0	0.00	0	0.00	0
2	MANISH J. CHAUDHARI	1,045,525	26.14									
	TOTAL	2,091,050	52.28	0	0.00	0	0.00	0	0.00	0	0.00	0

* The term "encumbrance" has the same meaning as assigned to it in regulation 28(3) of the SAST Regulations, 2011

(D)(c)(i)

Statement showing Shareholding of persons belonging to the category "Public" and holding more than 1% of the total number of shares

Sr. No.	Name of the shareholder	Number of shares	Shares as a percentage of total number of shares (i.e., Grand Total (A)+(B)+(C) indicated in Statement at para (D)(a) above)	Details of warrants			Details of convertible securities			Total shares (including underlying shares assuming full conversion of warrants and convertible securities) as a % of diluted share capital
				Number of warrants held	As a % total number of warrants of the same class	Number of convertible securities held	% w.r.t total number of convertible securities of the same class	Number of convertible securities held	% w.r.t total number of convertible securities of the same class	
1	CHANDRAKANT M SHAH	44,000		0	0.00	0	0.00	0	0.00	0.00
	TOTAL	44,000		0	0.00	0	0.00	0	0.00	0.00



(I)(c)(ii) Statement showing holding of securities (including shares, warrants, convertible securities) of persons (together with PAC) belonging to the

Sr. No.	Name(s) of the shareholder(s) and the Persons Acting in Concert (PAC) with them	Number of shares	Shares as a percentage of total number of shares (i.e., Grand Total (A)+(B)+(C) indicated in Statement at para (I)(a) above)	Details of warrants		Details of convertible securities		Total shares (including underlying shares assuming full conversion of warrants and convertible securities)
				Number of warrants	As a % total number of warrants of the same class	Number of convertible securities held	% w.r.t total number of convertible securities of the same class	
	NA							
	TOTAL							

(I)(d) Statement showing details of locked-in shares

Sr. No.	Name of the shareholder	Number of locked-in shares	Locked-in shares as a percentage of total number of shares (i.e., Grand Total (A)+(B)+(C) indicated in Statement at para (I)(a) above)
1	NA		
	TOTAL		

(II)(a) Statement showing details of Depository Receipts (DRs)

Sr. No.	Type of outstanding DR (ADRs, GDRs, SDRs, etc.)	Number of outstanding DRs	Number of shares underlying outstanding DRs	Shares underlying outstanding DRs as a percentage of total number of shares (i.e., Grand Total (A)+(B)+(C))
1	NA			
2				
	TOTAL			

(II)(b) Statement showing Holding of Depository Receipts (DRs), where underlying

Sr. No.	Name of the DR Holder	Type of outstanding DR (ADRs, GDRs, SDRs, etc.)	Number of shares underlying outstanding DRs	Shares underlying outstanding DRs as a percentage of total number of shares (i.e., Grand Total (A)+(B)+(C) indicated in Statement at para (II)(a))
1	NA			
2				
	TOTAL			



Sr.No	Notes
1	
2	
3	
4	NOT APPLICABLE
5	
6	
7	
8	
9	

