


I(a) Statement Shareholding Pattern			
Name of the Company : Sanghvi Movers Limited			
Script Code: BSE: 530073; NSE: SANGHVIMOV			
AS ON		Class of Security: EQUITY	
NSDL DATA: 31/03/2015		CDSL DATA: 31/03/2015	
Partly Paid-up shares	No. of Partly Paid-up shares	As a % of total no. of Partly paid-up shares	As a % of total no. of shares of the Company
Held by promoter/Promoter group	0	0	0
Held by public	0	0	0
Total	0	0	0
Outstanding convertible securities	No. of Outstanding securities	As a % of total No. of Outstanding convertible securities	As a % of total No. of shares of the company, assuming full conversion of the convertible securities
Held by promoter/Promoter group	0	0	0
Held by Public	0	0	0
Total	0	0	0
Warrants	No. of Warrants	As a % of total no. of warrants	As a % of total No. of shares of the company, assuming full conversion of the convertible Warrants
Held by promoter/Promoter group	0	0	0
Held by Public	0	0	0
Total	0	0	0
Total paid-up capital of the company, assuming full conversion of warrants and convertible securities			43,288,000





Sanghvi Movers Limited							
Category code	Category of Shareholder	Number of Shareholders	Total number of Shares	Number of Shares held dematerialized form	Total Shareholding as a percentage of total shares	Shares pledged (or otherwise encumbered)	
(I)	(II)	(III)	(IV)	(V)	(VI)	(VII)	
					As a percentage of (A+B)	As a percentage of (A+B+C)	
					(VIII) (IV) * 10	(IX) =	
(A)	PROMOTER AND PROMOTER GROUP						
[1]	INDIAN						
	INDIVIDUALS / HINDU UNDIVIDED FAMILY	12	20,260,129	5,760,129	46.800	46.800	600,000
	CENTRAL GOVERNMENT / STATE GOVERNMENT(S)	0	-	-	-	-	-
	BODIES CORPORATE	1	25,000	25,000	0.060	0.060	-
	FINANCIAL INSTITUTIONS / BANKS	0	-	-	-	-	-
	ANY OTHER (SPECIFY)	0	-	-	-	-	-
	Sub Total	13	20,285,129	5,785,129	46.860	46.860	600,000
[2]	FOREIGN						
	INDIVIDUALS (NON-RESIDENT INDIVIDUALS / FOREIGN INDIVIDUALS)	-	-	-	-	-	-
	BODIES CORPORATE	-	-	-	-	-	-
	INSTITUTIONS	-	-	-	-	-	-
	QUALIFIED FORE. INVESTOR-CORPORATE	-	-	-	-	-	-
	QUALIFIED FORE. INVESTOR-IND	-	-	-	-	-	-
	ANY OTHER (SPECIFY)	-	-	-	-	-	-
	Sub Total	-	-	-	-	-	-
	Total (A)	13	20,285,129	5,785,129	46.86	46.86	600,000
(B)	PUBLIC SHAREHOLDING						
[1]	INSTITUTIONS						
	MUTUAL FUNDS / UTI	17	4,894,311	4,889,311	11.31	11.31	-
	FINANCIAL INSTITUTIONS / BANKS	2	1,352	1,352	-	-	427
	CENTRAL GOVERNMENT / STATE GOVERNMENT(S)	0	-	-	-	-	-
	FOREIGN FINANCIAL INSTITUTION	2	4,031,250	4,031,250	9.31	9.31	-
	VENTURE CAPITAL FUNDS	0	-	-	-	-	-
	INSURANCE COMPANIES	0	-	-	-	-	-
	FOREIGN INSTITUTIONAL INVESTORS	4	1,542,328	1,542,328	3.56	3.56	-
	FOREIGN VENTURE CAPITAL INVESTORS	0	-	-	-	-	-
	QUALIFIED FORE. INVESTOR-CORPORATE	0	-	-	-	-	-
	QUALIFIED FORE. INVESTOR-IND	0	-	-	-	-	-
	Sub Total	25	10,469,241	10,464,241	24.18	24.18	427
[2]	NON-INSTITUTIONS						
	BODIES CORPORATE	327	1,529,739	1,525,239	3.53	3.53	35,399
	INDIVIDUAL SHAREHOLDERS HOLDING NOMINAL SHARE CAPITAL UPTO RS. 1 LAKH	8974	4,283,203	4,044,163	9.89	9.89	59,434
	INDIVIDUAL SHAREHOLDERS HOLDING NOMINAL SHARE CAPITAL IN EXCESS OF RS. 1 LAKH	12	3,107,458	3,107,458	7.18	7.18	60,000
	QUALIFIED FORE. INVESTOR-CORPORATE	0	-	-	-	-	-
	QUALIFIED FORE. INVESTOR-IND	0	-	-	-	-	-
	CLEARING MEMBER	76	77,842	77,842	0.18	0.18	350
	FOREIGN PORTFOLIO INVESTOR (CORPORATE)	0	-	-	-	-	-


Category code	Category of Shareholder	Number of Shareholders (III)	Total number of Shares (IV)	Number of Shares held dematerialized form (V)	Total Shareholding as a percentage of total shares		Shares pledged (or otherwise encumbered)	
					As a percentage of (A+B) (VI)	As a percentage of (A+B+C) (VII)	Number of shares (VIII)	As a percentage (IX) = (VIII)/(IV)*100
(I)	FOREIGN PORTFOLIO INVESTOR (INDIVIDUAL)	0	-	-	-	-	-	-
	MARKET MAKER	0	-	-	-	-	-	-
	OFFICE BEARERS	0	-	-	-	-	-	-
	NON RESIDENT INDIANS (REPAT)	159	214,064	214,064	0.49	0.49	-	-
	NON RESIDENT INDIANS (NON REPAT)	35	39,088	39,088	0.09	0.09	-	-
	FOREIGN COMPANIES	1	3,273,504	3,273,504	7.56	7.56	-	-
	OVERSEAS BODIES CORPORATES	0	-	-	-	-	-	-
	DIRECTORS / RELATIVES	0	-	-	-	-	-	-
	PERSONS ACTING IN CONCERT	0	-	-	-	-	-	-
	GROUP COMPANIES	0	-	-	-	-	-	-
	GOVT. NOMINEES	0	-	-	-	-	-	-
	NOTIFIED PERSONS	0	-	-	-	-	-	-
	OTHER SHROFF COMPANIES	0	-	-	-	-	-	-
	OTHER SHROFF FAMILY	0	-	-	-	-	-	-
	OTHER SHROFF FAMILY (NRI)	0	-	-	-	-	-	-
	SUBSIDIARY COMPANIES	0	-	-	-	-	-	-
	SHROFF PLEDGE	0	-	-	-	-	-	-
	FOREIGN DIRECTORS	0	-	-	-	-	-	-
	PARTNERSHIP FIRM	0	-	-	-	-	-	-
	PROPRIETARY FIRM	0	-	-	-	-	-	-
	OTHER DIRECTORS	0	-	-	-	-	-	-
	ESCROW ACCOUNT	0	-	-	-	-	-	-
	FOREFIETED SHARES	0	-	-	-	-	-	-
	FREINDS & ASSOCIATES	0	-	-	-	-	-	-
	HOLDING COMPANY	0	-	-	-	-	-	-
	DIRECTORS / RELATIVES	2	7,577	3,577	0.02	0.02	-	-
	HINDU UNDIVIDED FAMILY	5	955	955	-	-	-	-
	TRUSTS	1	200	200	-	-	-	-
	Sub Total	9592	12,533,630	12,286,090	28.95	28.95	155,183	1.24
	Total (B)	9630	23,002,871	22,750,331	53.14	53.14	155,610	0.68
	Total (A)+(B)	9630	43,288,000	28,535,460	100.00	100.00	755,610	1.75
(C)	SHARES HELD BY CUSTODIANS AND AGAINST WHICH DEPOSITORY RECEIPTS HAVE BEEN ISSUED							
	SHARES HELD BY CUSTODIANS	0	-	-	-	-	-	-
	Sub Total	0	-	-	-	-	-	-
	Total (C)	0	-	-	-	-	-	-
	Total (A)+(B)+(C)	9630	43,288,000	28,535,460	100.00	100.00	755,610	1.75



Sanghvi Movers Limited

(I)(b) STATEMENT SHOWING HOLDING OF SECURITIES (INCLUDING SHARES, WARRANTS, CONVERTIBLE SECURITIES) OF PERSONS BELONGING TO THE CATEGORY 'PROMOTER AND PROMOTER GROUP'

Sr. No.	NAME OF THE SHAREHOLDER	NO. OF SHARES HELD	TOTAL SHARES HELD AS a % of GRAND TOTAL (A)+(B)+(C)	ENCUMBERED SHARES No.	ENCUMBERED SHARES AS A PERCENTAGE	ENCUMBERED SHARES AS A % OF GRAND TOTAL (A)+(B)+(C) OF SUB-CLAUSE(I)(a) (VII)	PAN	Number of warrants held (VIII)	As a % of total number of warrants of the same class (IX)	Number of convertible securities held (X)	As a % total number of convertible securities of the same class (XI)	Total shares (including underlying shares assuming full conversion of warrants and convertible securities) as a % of diluted share capital (XII)
(I)	(II)	(III)	(IV)	(V)	(VI) = (V)/(III)*100	(VII)		(VIII)	(IX)	(X)	(XI)	(XII)
1	CHANDRAKANT PHOOLCHAND SANGHVI	10,031,098	23.173	600,000	5.9814	1,3861	ABYPS7329B	-	-	-	-	-
2	RISHI CHANDRAKANT SANGHVI	5,319,740	12.289	-	-	-	BKSPS1690H	-	-	-	-	-
3	MINA CHANDRAKANT SANGHVI	3,508,791	8.106	-	-	-	ABYPS7346C	-	-	-	-	-
4	MINA CHANDRAKANT SANGHVI	900,000	2.079	-	-	-	ABYPS7346C	-	-	-	-	-
5	NIYOSHI CHANDRAKANT SANGHVI	500,500	1.156	-	-	-	BIHPS7343R	-	-	-	-	-
6	JETHI BUILDERS AND TRADERS PVT. LTD.	25,000	0.058	-	-	-	AAACJ4263F	-	-	-	-	-
	Total:	20,285,129	46.861	600,000	2.9578	1.3861						




(I)(C)(i) STATEMENT SHOWING HOLDING OF SECURITIES (INCLUDING SHARES, WARRANTS, CONVERTIBLE SECURITIES) OF PERSONS BELONGING TO THE CATEGORY 'PUBLIC' AND HOLDING MORE THAN 1% OF THE TOTAL NUMBER OF SHARES

SR. NO.	NAME(S) OF THE SHAREHOLDER	NUMBER OF SHARES HELD	SHARES AS A PERCENTAGE OF TOTAL NUMBER OF SHARES (i.e. GRAND TOTAL (A)+(B)+(C) INDICATED IN STATEMENT AT PARA (I)(a) ABOVE }	PAN	NUMBER OF WARRANTS HELD	AS A % TOTAL NUMBER OF WARRANTS OF THE SAME CLASS	NUMBER OF CONVERTIBLE SECURITIES HELD	% W.R.T TOTAL NUMBER OF CONVERTIBLE SECURITIES OF THE SAME CLASS	TOTAL SHARES (INCLUDING UNDERLYING SHARES ASSUMING FULL CONVERSION OF WARRANTS AND CONVERTIBLE SECURITIES) AS A % OF DILUTED SHARE CAPITAL
1	GOLDPEAK LIMITED	3,273,504	7.562	AACCG7175R	-	-	-	-	7.562
2	OLYMPUS INDIA HOLDINGS LIMITED	2,687,500	6.208	AAACO8134C	-	-	-	-	6.208
3	SBI MAGNUM BALANCED FUND	2,479,835	5.729	AABTS6407Q	-	-	-	-	5.729
4	HDFC TRUSTEE COMPANY LIMITED - HDFC PRUDENCE FUND	2,192,264	5.064	AAATH1809A	-	-	-	-	5.064
5	KEDAR DATTATRAYA BORGAONKAR	1,577,770	3.645	ABGPB3877M	-	-	-	-	3.645
6	OLYMPUS CRANE HOLDINGS LIMITED	1,343,750	3.104	AAACO1835D	-	-	-	-	3.104
7	TVF FUND LTD	1,129,129	2.608	AAECT0015H	-	-	-	-	2.608
8	Sanghvi Erectors Pvt Ltd	619,414	1.431	AAKCS0818D	-	-	-	-	1.431
	Total :	15,303,166	35.352						35.352

(I)(C)(ii) STATEMENT SHOWING HOLDING OF SECURITIES (INCLUDING SHARES, WARRANTS, CONVERTIBLE SECURITIES) OF PERSONS (TOGETHER WITH PAC) BELONGING TO THE CATEGORY 'PUBLIC AND HOLDING MORE THAN 5% OF THE TOTAL NUMBER OF SHARES OF THE COMPANY

SR. NO.	NAME(S) OF THE SHAREHOLDER(S) AND THE PERSONS ACTING IN CONCERT (PAC) WITH THEM	NUMBER OF SHARES	SHARES AS A PERCENTAGE OF TOTAL NUMBER OF SHARES (i.e. GRAND TOTAL (A)+(B)+(C) INDICATED IN STATEMENT AT PARA (I)(a) ABOVE }	PAN	NUMBER OF WARRANTS HELD	AS A % TOTAL NUMBER OF WARRANTS OF THE SAME CLASS	NUMBER OF CONVERTIBLE SECURITIES HELD	% W.R.T TOTAL NUMBER OF CONVERTIBLE SECURITIES OF THE SAME CLASS	TOTAL SHARES (INCLUDING UNDERLYING SHARES ASSUMING FULL CONVERSION OF WARRANTS AND CONVERTIBLE SECURITIES) AS A % OF THE DILUTED SHARE CAPITAL
1	GOLDPEAK LIMITED	3,273,504	7.56	AACCG7175R	-	-	-	-	7.56
2	OLYMPUS INDIA HOLDINGS LIMITED	2,687,500	6.21	AAACO8134C	-	-	-	-	6.21
3	SBI MAGNUM BALANCED FUND	2,479,835	5.73	AABTS6407Q	-	-	-	-	5.73
4	HDFC TRUSTEE COMPANY LIMITED - HDFC PRUDENCE FUND	2,192,264	5.06	AAATH1809A	-	-	-	-	5.06
	Total :	10,633,103	24.56						24.56



I (d) STATEMENT SHOWING DETAILS OF LOCKED - IN SHARES				PROMOTOR/PROMOTOR GROUP/PUBLIC
Sr. No.	NAME OF SHAREHOLDER	NUMBER OF LOCKED-IN SHARES	LOCKED-IN SHARES AS A (%)PERCENTAGE OF TOTAL NUMBER OF SHARES {i.e. GRAND TOTAL (A)+(B)+(C) INDICATED IN STATEMENT AT PARA (I)(a) ABOVE }	
1	NIL	NIL	NIL	NIL
	Total :	NIL	NIL	NIL
II (a) STATEMENT SHOWING DETAILS OF DEPOSITORY RECEIPTS(DRs)				
Sr.No.	NAME OF THE DR HOLDER	NUMBER OF SHARES UNDERLYING OUTSTANDING DRs	SHARES UNDERLYING OUTSTANDING DRs AS A PERCENTAGE OF TOTAL NUMBER OF SHARES {i.e., GRAND TOTAL (A)+(B)+(C) INDICATED IN STATEMENT AT PARA(I)(a)ABOVE }	
1	NIL	NIL	NIL	
	Total :	NIL	NIL	

II (b) STATEMENT SHOWING HOLDING OF DEPOSITORY RECEIPTS (DRs), WHERE UNDERLYING SHARES ARE IN EXCESS OF 1% OF THE TOTAL NUMBER OF SHARES				SHARES UNDERLYING OUTSTANDING DRs AS A PERCENTAGE OF TOTAL NUMBER OF SHARES {i.e., GRAND TOTAL (A)+(B)+(C) INDICATED IN STATEMENT
SR. NO.	NAME OF THE DR HOLDER	TYPE OF OUTSTANDING OUTSTANDING DR(ADRs,GDRs, SDRs,etc.)	NUMBER OF SHARES UNDERLYING	
1	NIL	NIL	NIL	NIL
	Total :	NIL	NIL	NIL



For SANGHVI MOVERS LTD.

R. P. Likhite
RAJESH P. LIKHITE
 COMPANY SECRETARY