




I(a) Statement Shareholding Pattern			
Name of the Company : Sanghvi Movers Limited			
Script Code: BSE: 530073; NSE: SANGHVIMOV		Class of Security: EQUITY	
AS ON	NSDL DATA: 31/12/2014	CDSL DATA: 31/12/2014	
Partly Paid-up shares	No. of Partly Paid-up shares	As a % of total no. of Partly paid-up shares	As a % of total no. of shares of the Company
Held by promoter/Promoter group	0	0	0
Held by public	0	0	0
Total	0	0	0
Outstanding convertible securities	No. of Outstanding securities	As a % of total No. of Outstanding convertible securities	As a % of total No. of shares of the company, assuming full conversion of the convertible securities
Held by promoter/Promoter group	0	0	0
Held by Public	0	0	0
Total	0	0	0
Warrants	No. of Warrants	As a % of total no. of warrants	As a % of total No. of shares of the company, assuming full conversion of the convertible Warrants
Held by promoter/Promoter group	0	0	0
Held by Public	0	0	0
Total	0	0	0
Total paid-up capital of the company, assuming full conversion of warrants and convertible securities			43,288,000




Category code	Category of Shareholder	Number of	Total number of	Number of Shares	Total Shareholding as a		Shares pledged (or otherwise	
			Shares	held in dematerialized form	percentage of total number		encumbered)	
(I)	(II)	(III)	(IV)	(V)	As a percentage of (A+B)	As a percentage of (A+B+C)	Number of shares	As a percentage
					(VI)	(VII)	(VIII)	(IX) = (VIII)/(IV)*100
(A)	PROMOTER AND PROMOTER GROUP							
[1]	INDIAN							
	INDIVIDUALS / HINDU UNDIVIDED	12	20,251,207	5,751,207	46.78	46.78	600,000	2.96
	CENTRAL GOVERNMENT / STATE	-	-	-	-	-	-	-
	GOVERNMENT(S)	-	-	-	-	-	-	-
	BODIES CORPORATE	1	25,000	25,000	0.06	0.06	-	-
	FINANCIAL INSTITUTIONS / BANKS	-	-	-	-	-	-	-
	ANY OTHER (SPECIFY)	-	-	-	-	-	-	-
	Sub Total	13	20,276,207	5,776,207	46.84	46.84	500,000	2.96
[2]	FOREIGN							
	INDIVIDUALS (NON-RESIDENT	-	-	-	-	-	-	-
	INDIVIDUALS / FOREIGN INDIVIDUALS)	-	-	-	-	-	-	-
	BODIES CORPORATE	-	-	-	-	-	-	-
	INSTITUTIONS	-	-	-	-	-	-	-
	QUALIFIED FORE. INVESTOR-	-	-	-	-	-	-	-
	CORPORATE	-	-	-	-	-	-	-
	QUALIFIED FORE. INVESTOR-IND	-	-	-	-	-	-	-
	ANY OTHER (SPECIFY)	-	-	-	-	-	-	-
	Sub Total	-	-	-	-	-	-	-
	Total (A)	13	20,276,207	5,776,207	46.84	46.84	500,000	2.96
(B)	PUBLIC SHAREHOLDING							
[1]	INSTITUTIONS							
	MUTUAL FUNDS / UTI	10	3,798,699	3,793,699	8.76	8.76	-	-
	FINANCIAL INSTITUTIONS / BANKS	-	-	-	-	-	-	-
	CENTRAL GOVERNMENT / STATE	-	-	-	-	-	-	-
	GOVERNMENT(S)	-	-	-	-	-	-	-
	FOREIGN FINANCIAL INSTITUTION	2	4,031,250	4,031,250	9.31	9.31	-	-
	VENTURE CAPITAL FUNDS	-	-	-	-	-	-	-
	INSURANCE COMPANIES	-	-	-	-	-	-	-
	FOREIGN INSTITUTIONAL INVESTORS	2	1,435,309	1,435,309	3.32	3.32	-	-
	FOREIGN VENTURE CAPITAL	-	-	-	-	-	-	-
	INVESTORS	-	-	-	-	-	-	-
	QUALIFIED FORE. INVESTOR-	-	-	-	-	-	-	-
	CORPORATE	-	-	-	-	-	-	-
	QUALIFIED FORE. INVESTOR-IND	-	-	-	-	-	-	-
	Sub Total	14	9,265,258	9,260,258	21.39	21.39	-	-



Category code	Category of Shareholder	Number of	Total number of Shares	Number of Shares held in dematerialized form	Total Shareholding as a percentage of total number		Shares pledged (or otherwise encumbered)	
					As a percentage of (A+B)	As a percentage of (A+B+C)	Number of shares	As a percentage (IX) = (VIII)/(IV)*100
(I)	(II)	(III)	(IV)	(V)	(VI)	(VII)	(VIII)	(IX)
[2]	NON-INSTITUTIONS							
	BODIES CORPORATE	322	1,643,725	1,639,225	3.80	3.80	20,484	7.33
	INDIVIDUAL SHAREHOLDERS HOLDING NOMINAL SHARE CAPITAL UPTO RS. 1 LAKH	9,224	4,455,211	4,214,171	10.29	10.29	55,255	1.24
	INDIVIDUAL SHAREHOLDERS HOLDING NOMINAL SHARE CAPITAL IN EXCESS OF RS. 1 LAKH	10	2,949,167	2,949,167	6.81	6.81	-	-
	QUALIFIED FOREIGN INVESTOR-CORPORATE	-	-	-	-	-	-	-
	QUALIFIED FOREIGN INVESTOR-IND	-	-	-	-	-	-	-
	CLEARING MEMBER	52	25,838	25,838	0.06	0.06	970	3.75
	FOREIGN PORTFOLIO INVESTOR (CORPORATE)	-	-	-	-	-	-	-
	FOREIGN PORTFOLIO INVESTOR (INDIVIDUAL)	-	-	-	-	-	-	-
	MARKET MAKER	-	-	-	-	-	-	-
	OFFICE BEARERS	-	-	-	-	-	-	-
	NON RESIDENT INDIANS (REPAT)	161	222,310	222,310	0.51	0.51	-	-
	NON RESIDENT INDIANS (NON REPAT)	31	39,489	39,489	0.09	0.09	-	-
	FOREIGN COMPANIES	1	4,400,000	4,400,000	10.16	10.16	-	-
	OVERSEAS BODIES CORPORATES	-	-	-	-	-	-	-
	DIRECTORS / RELATIVES	-	-	-	-	-	-	-
	PERSONS ACTING IN CONCERT	-	-	-	-	-	-	-
	GROUP COMPANIES	-	-	-	-	-	-	-
	GOVT. NOMINEES	-	-	-	-	-	-	-
	NOTIFIED PERSONS	-	-	-	-	-	-	-
	OTHER SHROFF COMPANIES	-	-	-	-	-	-	-
	OTHER SHROFF FAMILY	-	-	-	-	-	-	-
	OTHER SHROFF FAMILY (NRI)	-	-	-	-	-	-	-
	SUBSIDIARY COMPANIES	-	-	-	-	-	-	-
	SHROFF PLEDGE	-	-	-	-	-	-	-
	FOREIGN DIRECTORS	-	-	-	-	-	-	-
	PARTNERSHIP FIRM	-	-	-	-	-	-	-
	PROPRIETARY FIRM	-	-	-	-	-	-	-
	OTHER DIRECTORS	-	-	-	-	-	-	-
	ESCROW ACCOUNT	-	-	-	-	-	-	-
	FORETIETED SHARES	-	-	-	-	-	-	-
	FREINDS & ASSOCIATES	-	-	-	-	-	-	-
	HOLDING COMPANY	-	-	-	-	-	-	-
	DIRECTORS / RELATIVES	2	7,577	3,577	0.02	0.02	-	-
	HINDU UNDIVIDED FAMILY	6	1,355	1,955	-	-	-	-
	TRUSTS	2	1,263	1,263	-	-	-	-
	Sub Total	9,811	13,746,535	13,496,995	31.74	31.74	176,709	1.29
	Total (B)	9,825	23,011,793	22,757,253	53.13	53.13	176,709	1.29
	Total (A)+(B)	9,838	43,288,000	28,533,460	100.00	100.00	776,709	1.79
(C)	SHARES HELD BY CUSTODIANS AND AGAINST WHICH DEPOSITORY RECEIPTS HAVE BEEN ISSUED	-	-	-	-	-	-	-
	SHARES HELD BY CUSTODIANS	-	-	-	-	-	-	-
	Sub Total	-	-	-	-	-	-	-
	Total (C)	-	-	-	-	-	-	-
	Total (A)+(B)+(C)	9,838	43,288,000	28,533,460	100.00	100.00	776,709	1.79




(I)(b) Statement showing holding of securities (including shares, warrants, convertible securities) of persons belonging to the category "Promoter and Promoter Group"												
Sr. No.	Name of the shareholder	Details of Shares held		Encumbered shares			Details of warrants		Details of convertible securities		Total shares (including underlying shares assuming full conversion of warrants and convertible securities) as a % of diluted share capital	
		Number of shares held	As a % of grand total (A)+(B)+(C)	No.	As a percentage	As a % of grand total (A)+(B)+(C) of sub-clause (I)(a)	Number of warrants held	As a % total number of warrants of the same class	Number of convertible securities held	As a % total number of convertible securities of the same class		
(I)	(II)	(III)	(IV)	(V)	(VI)=(V)/(III)*100	(VII)	(VIII)	(IX)	(X)	(XI)	(XII)	
1	Chandrakant Phoolchand Sanghvi (ABYPS7329B)	10,031,098	23.17	600,000	5.98	1.39	-	-	-	-	23.17	
2	Rishi Chandrakant Sanghvi (BKSPS1690H)	5,319,740	12.29	-	-	-	-	-	-	-	12.29	
3	Mina Chandrakant Sanghvi (ABYPS7346C)	4,399,869	10.16	-	-	-	-	-	-	-	10.16	
4	Niyoshi Chandrakant Sanghvi (BJHPS7343R)	500,500	1.16	-	-	-	-	-	-	-	1.16	
5	Jethi Builders And Traders Pvt. Ltd. (AAACJ4263F)	25,000	0.06	-	-	-	-	-	-	-	0.06	
	Total:	20,276,207	46.84	600,000	5.98	1.39	-	-	-	-	46.84	



(I)(C)(i) STATEMENT SHOWING HOLDING OF SECURITIES (INCLUDING SHARES, WARRANTS, CONVERTIBLE SECURITIES) OF PERSONS BELONGING TO THE 'PUBLIC' AND HOLDING MORE THAN 1% OF THE TOTAL NUMBER OF SHARES								
SR. NO.	NAME(S) OF THE SHAREHOLDER	NUMBER OF SHARES HELD	SHARES AS A PERCENTAGE OF TOTAL NUMBER OF SHARES (i.e. GRAND TOTAL (A)+(B)+(C) INDICATED IN STATEMENT AT PARA (I)(a) ABOVE }	NUMBER OF WARRANTS HELD	AS A % TOTAL NUMBER OF WARRANTS OF THE SAME CLASS	NUMBER OF CONVERTIBLE SECURITIES HELD	% W.R.T TOTAL NUMBER OF CONVERTIBLE SECURITIES OF THE SAME CLASS	TOTAL SHARES (INCLUDING UNDERLYING SHARES ASSUMING FULL CONVERSION OF WARRANTS AND CONVERTIBLE SECURITIES) AS A % OF DILUTED SHARE CAPITAL
1	GOLDPEAK LIMITED	4,400,000	10.16	-	-	-	-	10.16
2	OLYMPUS INDIA HOLDINGS LIMITED	2,687,500	6.21	-	-	-	-	6.21
3	HDFC TRUSTEE COMPANY LIMITED - HDFC PRUDENCE FUND	2,157,559	4.98	-	-	-	-	4.98
4	KEDAR DATTATRAYA BORGAONKAR	1,505,664	3.48	-	-	-	-	3.48
5	SBI MAGNUM BALANCED FUND	1,476,198	3.41	-	-	-	-	3.41
6	OLYMPUS CRANE HOLDINGS LIMITED	1,343,750	3.10	-	-	-	-	3.10
7	TVF FUND LTD	1,129,129	2.61	-	-	-	-	2.61
8	Sanghvi Erectors Pvt Ltd	662,425	1.53	-	-	-	-	1.53
	Total :	15,362,225	35.49	-	-	-	-	35.49

(I)(C)(ii) STATEMENT SHOWING HOLDING OF SECURITIES (INCLUDING SHARES, WARRANTS, CONVERTIBLE SECURITIES) OF PERSONS (TOGETHER WITH PAC) BELONGING TO THE CATEGORY 'PUBLIC' AND HOLDING MORE THAN 5% OF THE TOTAL NUMBER OF SHARES OF THE COMPANY								
SR. NO.	NAME(S) OF THE SHAREHOLDER(S) AND THE PERSONS ACTING IN CONCERT (PAC) WITH THEM	NUMBER OF SHARES	SHARES AS A PERCENTAGE OF TOTAL NUMBER OF SHARES (i.e. GRAND TOTAL (A)+(B)+(C) INDICATED IN STATEMENT AT PARA (I)(a) ABOVE }	NUMBER OF WARRANTS HELD	AS A % TOTAL NUMBER OF WARRANTS OF THE SAME CLASS	NUMBER OF CONVERTIBLE SECURITIES HELD	% W.R.T TOTAL NUMBER OF CONVERTIBLE SECURITIES OF THE SAME CLASS	TOTAL SHARES (INCLUDING UNDERLYING SHARES ASSUMING FULL CONVERSION OF WARRANTS AND CONVERTIBLE SECURITIES) AS A % OF THE DILUTED SHARE CAPITAL
1	GOLDPEAK LIMITED	4,400,000	10.16	-	-	-	-	10.16
2	OLYMPUS INDIA HOLDINGS LIMITED	2,687,500	6.21	-	-	-	-	6.21
	Total :	7,087,500	16.37	-	-	-	-	16.3729



I (d) STATEMENT SHOWING DETAILS OF LOCKED - IN SHARES

Sr. No.	NAME OF SHAREHOLDER	NUMBER OF LOCKED-IN SHARES	LOCKED-IN SHARES AS A (%)PERCENTAGE OF TOTAL NUMBER OF SHARES {i.e. GRAND TOTAL (A)+(B)+(C) INDICATED IN STATEMENT AT PARA (I)(a) ABOVE }	PROMOTOR/PROMOTOR GROUP/PUBLIC
1	NIL	NIL	NIL	NIL
	Total :	NIL	NIL	NIL

II (a) STATEMENT SHOWING DETAILS OF DEPOSITORY RECEIPTS (DRs)

Sr.No.	NAME OF THE DR HOLDER	NUMBER OF SHARES UNDERLYING OUTSTANDING DRs	SHARES UNDERLYING OUTSTANDING DRs AS A PERCENTAGE OF TOTAL NUMBER OF SHARES {i.e., GRAND TOTAL (A)+(B)+(C) INDICATED IN STATEMENT AT PARA(I)(a)ABOVE }	
1	NIL	NIL	NIL	
	Total :	NIL	NIL	

II (b) STATEMENT SHOWING HOLDING OF DEPOSITORY RECEIPTS (DRs), WHERE UNDERLYING SHARES ARE IN EXCESS OF 1% OF THE TOTAL NUMBER OF SHARES

SR. NO.	NAME OF THE DR HOLDER	TYPE OF OUTSTANDING OUTSTANDING DR(ADRs,GDRs, SDRs,etc.)	NUMBER OF SHARES UNDERLYING	SHARES UNDERLYING OUTSTANDING DRs AS A PERCENTAGE OF TOTAL NUMBER OF SHARES {i.e., GRAND TOTAL (A)+(B)+(C) INDICATED IN STATEMENT
1	NIL	NIL	NIL	NIL
	Total :	NIL	NIL	NIL

For SANGHVI MOVERS LTD.

R. P. Likhite
RAJESH P. LIKHITE
 COMPANY SECRETARY