

Samtel Color Limited

501, 5th Floor, Copia Corporate Suites,
District Centre, Jasola,
New Delhi 110025
Ph. # 42424000 Fax. 42424099

Courier/Regd. Post

April 18th 2014

The Executive Director / Secretary,
Bombay Stock Exchange Ltd.,
Deptt. of Corporate Services,
Floor 14th, P. J. Tower,
Dalal Street,
Mumbai – 400 001.

The Executive Director / Secretary,
National Stock Exchange Ltd.,
Exchange Plaza, 5th floor,
Plot no. C/1, G-Block,
Bandra Kurla Complex,
Bandra (East),
Mumbai - 400 051

Dear Sir,

Reg: Clause 35 - Submission of Shareholding Pattern for the quarter ended March 31, 2014.

Please find enclosed herewith Shareholding pattern of the company for the Quarter ended 31st March 2014 pursuant to clause 35 of the Listing Agreement with stock exchanges for your kind information & record.


Kindly acknowledge its receipt.

Thanking you

Yours faithfully

For Samtel Color Limited

For SAMTEL COLOR LIMITED



Prabhat Nanda
Company Secretary

Encl. As above

Introductory sub-table (I)(a)

Name of the Company: **SAMTEL COLOR LIMITED**
 Scrip Code, Name of the scrip, class of security: **500372, SAMTEL, EQUITY SHARE**
 Quarter ended: **MARCH 31, 2014**

Partly paid-up shares:-	No. of partly paid-up shares		As a % of total no. of partly paid-up shares	
	shares	no. of partly paid-up shares	As a % of total no. of partly paid-up shares	As a % of total no. of shares of the company

Held by promoter/promoter group	0	0	0.0000	
Held by public	6000	100	0.0070	
Total - D	6000	100	0.0070	

Outstanding convertible securities:-	No. of outstanding securities		As a % of total no. of outstanding convertible securities	
	no. of securities	As a % of total no. of outstanding convertible securities	As a % of total no. of securities	As a % of total no. of shares of the company, assuming full conversion of the convertible securities


Held by promoter/promoter group	0	0	0	0
Held by public	0	0	0	0
Total - E	0	0	0	0

Warrants:-	No. of warrants		As a % of total no. of warrants		As a % of total no. of shares of the company, assuming full conversion of warrants	
	no. of warrants	As a % of total no. of warrants	As a % of total no. of warrants	As a % of total no. of shares of the company, assuming full conversion of warrants	As a % of total no. of shares of the company, assuming full conversion of warrants	As a % of total no. of shares of the company, assuming full conversion of warrants

Held by promoter/promoter group	0	0	0	0	0	0
Held by public	0	0	0	0	0	0
Total - F	0	0	0	0	0	0

Total paid-up capital of the company, assuming full conversion of warrants and convertible securities (Grand Total (A+B+C)+ D+E+F)	85498597	100	100	100
---	-----------------	------------	------------	------------

FOR SAMTEL COLOR LIMITED


 Prabhat K Nanda
 Company Secretary

Statement Showing Shareholding Pattern


Category code	Category of Shareholder	Number of Shareholders	Table (I)(a)					Total shareholding as a percentage of total number of shares	Shares Pledged or otherwise encumbered	As a percentage
			Total number of shares	Number of shares held in dematerialized form	As a percentage of (A+B) ¹	As a percentage of (A+B+C)	Number of shares			
(I)	(II)	(III)	(IV)	(V)	(VI)	(VII)	(VIII)	(IX)= (VIII)/(IV)*100		
(A)	Shareholding of Promoter and Promoter Group²									
I	Indian									
(a)	Individuals/ Hindu Undivided Family	8	733838	733023	0.86	0.86	640594	87.29		
(b)	Central Government/ State Government(s)	0	0	0	0.00	0.00	0	0.00		
(c)	Bodies Corporate	11	23932052	23932052	27.99	27.99	23836592	99.60		
(d)	Financial Institutions/ Banks	0	0	0	0.00	0.00	0	0.00		
(e)	Any Others(Specify)	0	0	0	0.00	0.00	0	0.00		
(e-i)										
(e-ii)										
	Sub Total(A)(1)	19	24665890	24665075	28.85	28.85	24477186	99.23		
2	Foreign									
a	Individuals (Non-Residents Individuals/ Foreign Individuals)	0	0	0	0.00	0.00	0	0.00		
b	Bodies Corporate	0	0	0	0.00	0.00	0	0.00		
c	Institutions	0	0	0	0.00	0.00	0	0.00		
d	Any Others(Specify)	0	0	0	0.00	0.00	0	0.00		
d-i										
d-ii										
	Sub Total(A)(2)	0	0	0	0	0	0	0		
	Total Shareholding of Promoter and Promoter Group (A)=(A)(1)+(A)(2)	19	24665890	24665075	28.85	28.85149225	24477186	99.23		
(B)	Public Shareholding									
I	Institutions									
(a)	Mutual Funds/ UTI	10	7000	3000	0.01	0.01				
(b)	Financial Institutions / Banks	12	29801851	29797851	34.86	34.86				
(c)	Central Government/ State Government(s)	0	0	0	0.00	0.00				
(d)	Venture Capital Funds	0	0	0	0.00	0.00				

FOR SANTEL COLOR LIMITED

Prabhat K Nanda
Company Secretary


(e)	Insurance Companies	3	1245319	1245019	1.46	1.46		
(f)	Foreign Institutional Investors	14	104900	0	0.12	0.12		
(g)	Foreign Venture Capital Investors	0	0	0	0.00	0.00		
(h)	Any Other (specify)							
(h-i)	Individuals (Non-Residents Individuals/ Foreign Individuals)	345	6044735	4604437	7.07	7.07		
(h-ii)	Bodies Corporate	2	423965	423965	0.50	0.50		
	Sub-Total (B)(1)	386	3762770	36074272	44.01	44.01	0	0
B 2	Non-institutions							
(a)	Bodies Corporate	448	4426648	4398812	5.18	5.18		
(b)	Individuals							
1	Individuals - i. Individual shareholders holding nominal share capital up to Rs. 1 lakh	25152	11969121	10894984	14.00	14.00		
ii.	Individual shareholders holding nominal share capital in excess of Rs. 1 lakh.	187	6803168	6562079	7.96	7.96		
(c)	Any Other (specify)							
(c-i)								
(c-ii)								
	Sub-Total (B)(2)	25787	23108937	21855875	27.14	27.14	0	0
(B)	Total Public Shareholding (B)=(B)(1)+(B)(2)	26173	60826707	57930147	71.15	71.15	0	0
	TOTAL (A)+(B)	26192	85492597	82595222	100.00	100.00	24477186	28.63
(C)	Shares held by Custodians and against which Depository Receipts have been issued							
1	Promoter and Promoter Group	0	0	0	0.00	0.00		
2	Public	0	0	0	0.00	0.00		
	Sub-Total (C)	0	0	0	0.00	0.00	0	0
	GRAND TOTAL (A)+(B)+(C)	26192	85492597	82595222	100.00	100.00	24477186	28.63

For SAMTEL COLOR LIMITED


Prabhakar K Nanda
Company Secretary

Sl.No	Notes
1	M/s Teletube Electronics Ltd., a promoter company has already subscribed Rs. 10 crs. in the month of December 2009 and Rs. 20.00 crs. in the month of December 2010 towards convertible 6872852 warrants and 13745704 warrants respectively in pursuant to approved CDR package. The necessary approval in principle for the same is awaited from stock exchanges to enable us to issue warrants to the subscriber of the convertible warrants.

For SAMTEL COLOR LIMITED


Prabhat K Nanda
Company Secretary

(1)(b) Statement showing holding of securities (including shares, warrants, convertible securities) of persons belonging to the category "Promoter and Promoter Group"

Sr. No.	Name of the shareholder	Total shares held			Shares pledged or otherwise encumbered			Details of Warrants			Details of convertible securities			Total Shares (including underlying shares assuming full conversion of warrants and convertible securities as a % of diluted share capital)
		Number of shares	As a % of grand total (A)+(B)+(C)	Number	As a percentage (VI)=(V)/(III)*100	As a % of grand total (A)+(B)+(C) of sub-clause (I)(a)	Number of warrants held	As a % total number of warrants of the same class	Number of convertible securities held	As a %age total number of convertible securities of the same class				
(I)	(II)	(III)	(IV)	(V)	(VI)=(V)/(III)*100	(VII)	(VIII)	(IX)	(X)	(XI)	(XII)	(XIII)		
1	Samtel India Limited	5922900	6.93	5900000	99.61	6.90	0	0	0	0	0	0		
2	Samtel Machines & Projects Ltd. (formally know as Teletube Electronics Limited)	9018006	10.55	9018006	100.00	10.55	0	0	0	0	0	0		
3	Samtel Avionics Ltd. (known as Samtel Displays Systems Ltd.)	1827084	2.14	1800000	98.52	2.11	0	0	0	0	0	0		
4	Lentent Consultants P Ltd.	2126175	2.49	2100000	98.77	2.46	0	0	0	0	0	0		
5	Paramount Capfin Lease P Ltd.	893000	1.04	893000	100.00	1.04	0	0	0	0	0	0		
6	CEA Consultants P Ltd.	3939818	4.61	3939818	100.00	4.61	0	0	0	0	0	0		
7	Kaura Properties P Ltd.	144730	0.17	144730	100.00	0.17	0	0	0	0	0	0		
8	SW Consultants P Ltd.	41038	0.05	41038	100.00	0.05	0	0	0	0	0	0		
9	Tish Consultants P Ltd.	19301	0.02		0.00	0.00	0	0	0	0	0	0		
10	Puneet Kaura	507439	0.59	502000	98.93	0.59	0	0	0	0	0	0		
11	Satish K Kaura	138594	0.16	138594	100.00	0.16	0	0	0	0	0	0		
12	Alka Kaura	67015	0.08		0.00	0.00	0	0	0	0	0	0		
13	V P Kaura	20790	0.02		0.00	0.00	0	0	0	0	0	0		
TOTAL		24665890	28.85	24477186	99.23	28.63	0	0	0	0	0	0		

FOR SAMTEL COLOR LIMITED

Prabhat K Nanda
Company Secretary

(D)(c)(i) Statement showing holding of securities (including shares, warrants, convertible securities) of persons belonging to the category "Public" and holding more than 1% of the total number of shares

Sr. No.	Name of the shareholder	Number of shares	Shares as a percentage of total number of shares (i.e., Grand Total (A)+(B)+(C) indicated in Statement at para (I)(a) above)	Details of Warrants		Details of convertible securities		Total Shares (including underlying shares assuming full conversion of warrants and convertible securities as a % of diluted share capital)
				Number of warrants held	As a % total number of warrants of the same class	Number of convertible securities held	As a %age total number of convertible securities of the same class	
1	ICICI Bank Ltd.	12375070	14.48	0	0	0	0	0
2	Punjab National Bank	6714777	7.85	0	0	0	0	0
3	Export Import Bank of India	4831615	5.65	0	0	0	0	0
4	Union Bank of India	3305842	3.87	0	0	0	0	0
5	Amberley Estates Private Limited	2060070	2.41	0	0	0	0	0
6	Canara Bank	1745704	2.04	0	0	0	0	0
7	Life Insurance Corporation of India	1193496	1.40	0	0	0	0	0
8	Keswani Hareesh	1719487	2.01	0	0	0	0	0
9	Ricky Ishwardas Kirpalani	1498695	1.75	0	0	0	0	0
TOTAL		35444756	41.46	0	0	0	0	0

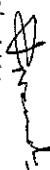
For SAMTEL COLOR LIMITED

Brahma K Nanda
 Brahma K Nanda
 Company Secretary
 Secretary

(1)(d) Statement showing details of locked-in shares

Sr. No.	Name of the shareholder	Number of locked-in shares	Locked-in shares as a percentage of total number of shares {i.e., Grand Total (A)+(B)+(C) indicated in Statement at para (1)(a) above}
TOTAL		0	0.00

For SAMTEL COLOR LIMITED


Prabhak K Nanda
Company Secretary

(11)(a) Statement showing details of Depository Receipts (DRs)

Sr. No.	Type of outstanding DR (ADRs, GDRs, SDRs, etc.)	Number of outstanding DRs	Number of shares underlying outstanding DRs	Shares underlying outstanding DRs as a percentage of total number of shares {i.e., Grand Total (A)+(B)+(C) indicated in Statement at para (1)(a) above}
1				0.00
2				0.00
3				0.00
4				0.00
5				0.00
6				0.00
7				0.00
8				0.00
9				0.00
TOTAL		0	0	0.00

For SAMTEL COLOR LIMITED

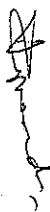
Prabhat K Nanda
Company Secretary



(11)(b) Statement showing holding of Depository Receipts (DRs), where underlying shares held by "promoter/promoter group" are in excess of 1% of the total number of shares

Sr. No.	Name of the DR Holder	Type of outstanding DR (ADRs, GDRs, SDRs, etc.)	Number of shares underlying outstanding DRs	Shares underlying outstanding DRs as a percentage of total number of shares {i.e., Grand Total (A)+(B)+(C) indicated in Statement at para (1)(a) above}
1				0.00
2				0.00
3				0.00
4				0.00
5				0.00
6				0.00
7				0.00
8				0.00
9				0.00
TOTAL			0	0.00

For SAMTEL COLOR LIMITED


Prabhakar K Nanda
Company Secretary