


## Statement Showing Shareholding Pattern

Table (I)(a)

Category code	Category of Shareholder	Number of Shareholders	Total number of shares	Number of shares held in dematerialized form	Total shareholding as a percentage of total number of shares		Shares Pledged or otherwise encumbered	
					As a percentage of (A+B) <sup>1</sup>	As a percentage of (A+B+C)	Number of shares	As a percentage
(I)	(II)	(III)	(IV)	(V)	(VI)	(VII)	(VIII)	(IX)=(VIII)/(IV)*100
<b>(A)</b>	<b>Shareholding of Promoter and Promoter</b>							
<b>1</b>	<b>Indian</b>							
(a)	Individuals/ Hindu Undivided Family							
(b)	Central Government/ State Government(s)	6	2573563	2573563	53.39	53.39	0	0.00
(c)	Bodies Corporate	0	0	0	0.00	0.00	0	0.00
(d)	Financial Institutions/ Banks	0	0	0	0.00	0.00	0	0.00
(e)	Any Others(Specify)	0	0	0	0.00	0.00	0	0.00
(e-i)	Directors/Relatives	0	0	0	0.00	0.00	0	0.00
(e-ii)	Group Companies	0	0	0	0.00	0.00	0	0.00
	<b>Sub Total(A)(1)</b>	<b>6</b>	<b>2573563</b>	<b>2573563</b>	<b>53.39</b>	<b>53.39</b>	<b>0</b>	<b>0.00</b>
<b>2</b>	<b>Foreign</b>							
a	Individuals (Non-Residents Individuals/ Foreign Individuals)							
b	Bodies Corporate	0	0	0	0.00	0.00	0	0.00
c	Institutions	0	0	0	0.00	0.00	0	0.00
d	Any Others(Specify)	0	0	0	0.00	0.00	0	0.00
	<b>Sub Total(A)(2)</b>	<b>0</b>	<b>0</b>	<b>0</b>	<b>0.00</b>	<b>0.00</b>	<b>0</b>	<b>0.00</b>
	<b>Total Shareholding of Promoter and Promoter Group (A)= (A)(1)+(A)(2)</b>	<b>6</b>	<b>2573563</b>	<b>2573563</b>	<b>53.39</b>	<b>53.39</b>	<b>0</b>	<b>0.00</b>
<b>(B)</b>	<b>Public shareholding</b>							
<b>1</b>	<b>Institutions</b>							
(a)	Mutual Funds/ UTI							
(b)	Financial Institutions / Banks	0	0	0	0.00	0.00	0	0.00
(c)	Central Government/ State Government(s)	0	0	0	0.00	0.00	0	0.00
(d)	Venture Capital Funds	0	0	0	0.00	0.00	0	0.00
(e)	Insurance Companies	0	0	0	0.00	0.00	0	0.00
(f)	Foreign Institutional Investors	0	0	0	0.00	0.00	0	0.00
(g)	Foreign Venture Capital Investors	0	0	0	0.00	0.00	0	0.00
(h)	Any Other (specify)	0	0	0	0.00	0.00	0	0.00
	<b>Sub-Total (B)(1)</b>	<b>0</b>	<b>0</b>	<b>0</b>	<b>0.00</b>	<b>0.00</b>	<b>0</b>	<b>0.00</b>



*[Handwritten signature]*

# SAMPRE NUTRITIONS LIMITED




<b>B 2</b>	<b>Non-institutions</b>							
(a)	Bodies Corporate							
(b)	Individuals	44	72761	70161	1.51	1.51	0	0.00
	Individuals -i. Individual shareholders holding nominal share capital up to Rs 1 lakh							
I		3163	1410948	952326	29.27	29.27	0	0.00
II	ii. Individual shareholders holding nominal share capital in excess of Rs. 1 lakh.							
(c)	Any Other (specify)	11	486528	486528	10.09	10.09	0	0.00
(c-i)	Non-Resident Individuals	186	276000	56200	5.73	5.73	0	0.00
(c-ii)	Clearing Member	1	200	200	0.00	0.00	0	0.00
	<b>Sub-Total (B)(2)</b>	<b>3405</b>	<b>2246437</b>	<b>1565415</b>	<b>46.61</b>	<b>46.61</b>	<b>0</b>	<b>0.00</b>
(B)	<b>Total Public Shareholding (B)= (B)(1)+(B)(2)</b>	<b>3405</b>	<b>2246437</b>	<b>1565415</b>	<b>46.61</b>	<b>46.61</b>	<b>0</b>	<b>0.00</b>
	<b>TOTAL (A)+(B)</b>	<b>3411</b>	<b>4820000</b>	<b>4138978</b>	<b>100.00</b>	<b>100.00</b>	<b>0</b>	<b>0.00</b>
(C)	<b>Shares held by Custodians and against which Depository Receipts have been issued</b>							
1	Promoter and Promoter Group	0	0	0	0	0.00	0	0.00
2	Public	0	0	0	0	0.00	0	0.00
	<b>Sub-Total (C)</b>	<b>0</b>	<b>0</b>	<b>0</b>	<b>0</b>	<b>0.00</b>	<b>0</b>	<b>0.00</b>
	<b>GRAND TOTAL (A)+(B)+(C)</b>	<b>3411</b>	<b>4820000</b>	<b>4138978</b>	<b>100.00</b>	<b>100.00</b>	<b>0</b>	<b>0.00</b>



Introductory sub-table (I)(a)

<b>Name of the Company: SAMPRE NUTRITIONS LIMITED</b>			
<b>Scrip Code, Name of the scrip, class of security: 530617 – SAMPRE - EQ</b>			
<b>Quarter Ended : 30<sup>TH</sup> SEPTEMBER, 2014</b>			
<b>Partly paid-up shares:-</b>	<b>No. of partly paid-up shares</b>	<b>As a % of total no. of partly paid-up shares</b>	<b>As a % of total no. of shares of the company</b>
Held by promoter/ promoter group	0	0	0
Held by public	0	0	0
<b>Total - D</b>	<b>0</b>	<b>0</b>	<b>0</b>
<b>Outstanding convertible securities:-</b>	<b>No. of outstanding securities</b>	<b>As a % of total no. of outstanding convertible securities</b>	<b>As a % of total no. of shares of the company, assuming full conversion of the convertible securities</b>
Held by promoter/ promoter group	0	0	0
Held by public	0	0	0
<b>Total - E</b>	<b>0</b>	<b>0</b>	<b>0</b>
<b>Warrants:-</b>	<b>No. of warrants</b>	<b>As a % of total no. of warrants</b>	<b>As a % of total no. of shares of the company, assuming full conversion of warrants</b>
Held by promoter/ promoter group	0	0	0
Held by public	0	0	0
<b>Total - F</b>	<b>0</b>	<b>0</b>	<b>0</b>
<b>Total paid-up capital of the company, assuming full conversion of warrants and convertible securities (Grand Total (A+B+C) + D+E+F)</b>	<b>48,20,000</b>	<b>100</b>	<b>100</b>




*[Handwritten signature]*

**(I)(a): Notes**

Total Non - Resident Holding in the company is 276000 Equity Shares.

**(I)(b). Statement Showing Shareholding of Securities (including shares, warrants, convertible securities) of Persons belonging to the Category "Promoter And Promoter Group"**

Sr. No.	Name of the shareholder	Details of Shares held		Encumbered shares (*)			Details of warrants		Details of convertible securities		Total shares (including underlying shares assuming full conversion of warrants and convertible securities) as a % of diluted share capital
		Number of shares held	As a % of grand total (A) +(B) +(C)	No.	As %	As a % of grand total (A)+(B)+(C) of sub-clause (I)(a)	Number of warrants held	As a % total number of warrants of the same class	Number of convertible securities held	As a % total number of convertible securities of the same class	
(I)	(II)	(III)	(IV)	(V)	(VI)=(V)/(III)*100	(VII)	(VIII)	(IX)	(X)	(XI)	(XII)
1	Brahma K Gurbani	9,16,016	19.00	0	0	0	0	0	0	0	19.00
2	Saritha B Gurbani	7,61,762	15.80	0	0	0	0	0	0	0	15.80
3	Meera B Gurbani	5,30,762	11.01	0	0	0	0	0	0	0	11.01
4	Saraswathi Gurbani	2,23,023	4.63	0	0	0	0	0	0	0	4.63
5	M. Ratna Lalwani	67,000	1.39	0	0	0	0	0	0	0	1.39
6	Deepa B Gurbani	75,000	1.56	0	0	0	0	0	0	0	1.56
	<b>TOTAL</b>	<b>25,73,563</b>	<b>53.39</b>	<b>0</b>	<b>0</b>	<b>0</b>	<b>0</b>	<b>0</b>	<b>0</b>	<b>0</b>	<b>53.39</b>




(I)(c)(i) Statement showing holding of securities (including shares, warrants, convertible securities) of persons belonging to the category "Public" and holding more than 1% of the total number of shares:

Sr. No.	Name of the shareholder	Number of shares held	Shares as a percentage of total number of shares {i.e., Grand Total (A)+(B)+(C) indicated in Statement at para (I)(a) above}	Details of warrants		Details of convertible securities		Total shares (including underlying shares assuming full conversion of warrants and convertible securities) as a % of diluted share
				Number of warrants held	As a % total number of warrants of the same class	Capital Number of convertible securities held	% w.r.t total number of convertible securities of the same class	
1	Hitesh Ramji Javeri	1,40,000	2.90	0	0	0	0	2.90
2	Harsha Hitesh Javeri	1,00,000	2.07	0	0	0	0	2.07
3	Raj Kumar Lohia	59,677	1.24	0	0	0	0	1.24
4.	Dheeraj Kumar Lohia	73,043	1.52	0	0	0	0	1.52
	<b>TOTAL</b>	<b>3,72,720</b>	<b>7.73</b>	<b>0</b>	<b>0</b>	<b>0</b>	<b>0</b>	<b>7.73</b>

(I)(c)(ii) Statement showing holding of securities (including shares, warrants, convertible securities) of persons (together with PAC) belonging to the category "Public" and holding more than 5% of the total number of shares of the company:

Sr. No.	Name(s) of the shareholder(s) and the Persons Acting in Concert (PAC) with them	Number of shares	Shares as a percentage of total number of shares {i.e., Grand Total (A)+(B)+(C) indicated in Statement at para (I)(a) above}	Details of warrants		Details of convertible securities		Total shares (including underlying shares assuming full conversion of warrants and convertible securities) as a % of diluted
				Number of warrants	As a % total number of warrants of the same class	share capital Number of convertible securities held	% w.r.t total number of convertible securities of the same class	
								NIL



*[Handwritten signature]*

(I)(d). Statement Showing details of Locked-In Shares

S. No.	Name of the shareholder	Number of locked-in shares	Locked-in shares as a percentage of total number of shares {i.e., Grand Total (A)+(B)+(C) indicated in Statement at para (I)(a) above}
NIL			

(II)(a). Statement showing details of Depository Receipts (DRs):

S. No.	Type of outstanding DR (ADRs, GDRs, SDRs, etc.)	Number of outstanding DRs	Number of shares underlying outstanding DRs	Shares underlying outstanding DRs as a percentage of total number of shares {i.e., Grand Total (A)+(B)+(C) indicated in Statement at para (I)(a) above}
NIL				

(II)(b). Statement showing Holding of Depository Receipts (DRs), where underlying shares held by "promoter/promoter group" are in excess of 1% of the total number of shares:

S. No.	Name of the DR Holder	Type of outstanding DR (ADRs, GDRs, SDRs, etc.)	Number of shares underlying outstanding DRs	Shares underlying outstanding DRs as a percentage of total number of shares {i.e., Grand Total (A)+(B)+(C) indicated in Statement at para (I)(a) above}
NIL				

